



THE CORSAIR

IPMS Phoenix / Craig Hewitt Chapter

Presidents Message

Hello everyone,

We had a good turnout at the June Meeting with one new member/visitor, and several great models in the monthly contest. We also had a great presentation from Mike McFadden, who is running for Retention Secretary. By the way, if you are an IPMS/USA member, remember to vote for the National Officers.

There are some points I would like to touch on regarding the monthly meetings:

Remember the August meeting is not a formal meeting, but a swap meet. Bring anything that you are willing to trade, sell, or just give away. Our club can always use more items for monthly raffles and Modelzona.

The September seminar will be a "Model Therapy" session. The plan is to have a sort of "round table" meeting where anyone can bring up any problem or question that they have been dealing with while modeling. The thought is that there is likely to be at least one person in the group that has the answer, solution, or at least a suggestion.

Keep working on you "Outside of the Box" kit(s) for the October Meeting. They will be judged in an additional contest, separate from the monthly meeting contest, with a \$50 prize awarded to the winner.

Speaking of contests, Terry Schuler is looking for ideas for monthly contests. Please send any ideas you might have to Lyn, or myself.

My quest continues as well. I am looking for seminars/presentations for October and November. Please let me know if you have something you are willing to present at a meeting.

I have done little modeling in the past month. Life has temporarily gotten in the way of my hobbies. I have yet to start my "Outside of the Box" kits, so it is unlikely that I will finish them by October. Oh well, there is always the Miscellaneous category at Modelzona.

That's it for this month. Keep on modeling!

Kevin

kdhenthorn@aol.com

Corsair Stop Press Dates 2025

January	27th
February	23rd
March	23rd
April	20th
May	25th
June	22nd
July	27th
August	24th
September	21st
October	26th

THIS ISSUE

June Raffle Winners.....	2
June Display Pictures.....	4
June Competition Pictures.....	6
June Competition Winners.....	8
Oh Jonnie M.Rossman.....	9
Outside the Box.....	12
Club Contest Themes.....	13
Editors Corner.....	14
Where We Were.....	15
Club Meeting Calendar.....	25
Raffle Update.....	26
Upcoming Events.....	27
Website References	28

June Raffle Winners



June Raffle Winners



June Display




June Display



June Competition (Ships and Boats)



June Competition (Ships and Boats)



June Competition Winner



Craig Brown
1/72 scale German U Boat
U997



“OH JOHNNIE – 350th FG”

Final Mission – Pt 2

By "Mark L. Rossmann

History

The P-47 was an outstanding escort and ground attack aircraft and was the heaviest and largest single seat fighter built during WWII. It rose out of a humble beginning which saw its ancestors the P-35 and P-43 fall short of expectations.

Early on the “Jug” was used as an escort to the ETO heavies, but was replaced as the P-51 came on-line; its best role was that of a ground attack aircraft both in the ETO, MTO, PTO and CBI theaters. P-47's was used by the U.S., British, French, Mexican, Brazilian and Russian air forces.



Lt. Raymond L. Knight

Enlisted into the Army Air Corp on Oct 12, 1942 in Houston Tx. Commissioned as a pilot in May 1944 after training at Stamford, Sherman and Foster fields in Tx. Continuing at Matagorda and Abilene Tx., he finally was assigned to the 350th FG / 346th FS in Italy.

He flew 82 missions from December 1944 until his death on April 25, 1945. Promoted to 1st Lt. in March, by the time of his death he had 180 hours of combat time while flying 82 combat missions. He earned the Distinguished Flying Cross, six Air Medals and posthumous Medal of Honor for his last missions over the Po Valley in northern Italy.

Over two(2) days, he destroyed fourteen(14) enemy aircraft in strafing airfield's and led attacks by his squadron mates that destroyed 10 more.

On April 24th he volunteered to lead Lt's. Henahan and Hosey on a recon of the Ghedi airfield. He did a low-level pass on the field, observing eight(8) German planes under camouflage. Rejoining his flight, he led them in, he accounted for five(5) of the aircraft with his flight getting two(2) more.

Returning to base for refueling and rearming, he volunteered to lead 3 other pilots on a recon of the Bergamo Airfield. Using the same technique, he discovered a heavily camouflaged squadron of enemy planes, while being hit by ground fire. Leading 10 passes on the field he destroyed six(6) fully loaded twin engine planes and two(2) fighters, with his flight destroying five(5) more.



“OH JOHNNIE – 350th FG”

Final Mission – Pt 2

By "Mark L. Rossmann

Final Mission

On April 25th, with his damaged P-47 repaired, he lead “Ivory” flight, to Ghedi, to destroy the remaining four(4) JU-88’s missed from the previous day. He cruised down the middle of the runway taking heavy fire, here he destroyed his fourteenth(14) plane, calling in the rest, his flight got ten(10) more. After the flight retreated from the field he radioed to see if anyone was hit, no one was. However, he said he was badly damaged and didn’t know if he could make it back. His squadron mates tried to persuade him to bailout over friendly territory, when he wouldn’t, told him to land at Forli. He refused knowing the 350th FG needed Thunderbolts, he continued on, gaining altitude slowly. Lt. Hosey went ahead to find the lowest point to fly over the Apennine mountains. He thought Knight was going to make it, then Knight’s plane hit treetops, tumbling it hit the mountain and exploded.

His action helped stop a pending Luftwaffe attack on the allied push over the Po River, saving countless allied lives. Lt. Bill Hosey, a few days after the mission, signed documents for a posthumous Distinguished Service Cross. Twelfth Air Force headquarters rejected it in favor of the Medal of Honor. Knight along with Col. Kearby (PTO), were the only P-47 pilots to receive the Medal of Honor in WWII.

With the allies on the north of the Po, the Germans air offensive stopped and their supplies gone, von Vietinghoff surrendered Army Group ‘C’ on May 2nd 1945, against the orders of Kesselring.



Model

The Tamiya Bubble Top, represents a D-25 through D-28 versions. It is well designed with the build taking about 2 to 3 weeks. The engine detail is very good, but if the cowling is left off, after market items would enhance it. The flaps are positionable while control surfaces are molded in place, except the rudder. If you want to show off the cockpit area you really don’t need aftermarket items, a parachute harness might be an option, the kit does come with a pilot.

The decal positioning was easy to follow, however the checkered tail decal split and careful repositioning was required. A couple of black checkers had to be touched up. Note: these were printed in 1995 and always consider using a decal saver product on old decals.



“OH JOHNNIE – 350th FG”

Final Mission – Pt 2

By "Mark L. Rossmann

Looking at pictures from the resources, it was important to understand why his plane had silver wings, so the time frame is important as to how you model it. His plane was the only Olive Drab one of his unit, it is thought to be a replacement aircraft that was going to the 1st BFS (Brazilian Unit) before redirected to the 350th FG. In January 1945, Knight flew through his own bomb blast requiring a complete wing replacement, thus getting his silver wings from salvaged aircraft.

Additionally different drop-tank types were used in the ETO and MTO, single and double ribbed. These were pointed out to me by Norris Grazer of THUNDER CALS. I started to look harder at drop-tanks on pictures and sure enough there they were. I spotted a great picture in the “P-47 Thunderbolt with the USAAF in the MTO, Asia and Pacific” book, on page 24, of a 65th FS Razorback. I used a single ribbed tank for this MTO model.



Aircraft:

Note: After the block number, Evansville aircraft were identified by the **-RE** suffix, while Farmingdale aircraft were given the **-RA** suffix.

Aircraft: ‘OH JOHNNIE’, P-47D-27-RE, 42-26785 – Lost over Apennines northern Italy.

Unit: 346th FS/350th FG, 12th Air Force, Pisa Italy – April 1945.

Pilot: Lt. Ray Knight (KIA) – April 25, 1945. His remains were buried in Woodlawn Garden of Memories in 1949 and reburied in the Houston National Cemetery in a special section for Medal of Honor recipients on April 25, 1992.

Model: Tamiya; P-47D Thunderbolt “Bubbletop”, Kit #61090, 1/48th

Decals: AeroMaster: 48-192 – Thunderbolts Galore IV (1995)

Drop Tank: THUNDER CALSs – Vertical Rib Tanks – Single Rib (qty 2)

Paint:

Tamiya sprays: AS-6 Olive Drab, AS-7 Neutral Grey (under body of plane), TS-17 Gloss Aluminum (wings) TS-29 Semi-Gloss Black.

References:

Decal Sheet

P-47 Thunderbolt with the USAAF in the MTO, Asia and Pacific – SMI Library (Kagero)

Air Force Historical Support Division Web Site: <https://www.afhistory.af.mil/FAQs/Fact-Sheets/Article/639610/knight-1st-lt-raymond-l-knight/>

Osprey Combat Aircraft - #92 “P-47 Thunderbolt Units of the Twelfth Air Force” – Jonathon Bernstein.

Respectfully,

Mark L. Rossmann

“Outside of the Box” Contest Update A Showcase of Imagination

We kicked off our 2025 Group Build Event at the May meeting with an enthusiastic response and between the May and July gatherings we’ve issued over 30 kits for the event! Several members purchased multiple models, so I’ll be looking forward to seeing what they do with them!

We’ll have a few kits remaining for purchase at the July meeting, which should be enough time to finish by the October special contest.

As we announced at the June meeting, the special award for this event will be a \$50.00 Visa Gift Card!

As a reminder (full details were published in the May edition of the Corsair), the club has a variety of 1/72 Hobby Boss “Easy Assembly” aircraft kits which we are using for a group build and contest to showcase the creativity and imagination of our members.

While fairly simple kits “out of the box” they are perhaps a good starting point for a creative adaptation.

Possible ideas include:

- Never-was paint schemes: WWI aces in a WWII plane or Air Demonstration Team that could have been.
- Crashed, captured or abandoned planes
- SciFi cross-over
- Conversion into something entirely different
- Put that spare parts box to use!

The point is to take a kit which may not be very challenging and turn it into something that shows off modeling skills and imagination!

Timeline and guidelines:

- Kits will be available at club meetings, as long as supplies last.
- We will ask for a \$5.00 donation per kit to cover contest expenses.
- Multiple kits may be purchased for anyone wanting additional parts to Frankenstein kits together, etc..
- Builds can be displayed at the October meeting, where the scheduled monthly contest theme will be “People’s Choice”, Any model, Any scale. (Judged and voted on by the present attendees of this monthly meeting).
- In addition to the regular contest, we’ll have a separate category and separate award for “Best Outside of the Box” build, as judged by those in attendance.
- The “Outside of the Box” entries will count towards Modeler of the Year points as an additional contest, separate from the scheduled October theme.
- Feel free to add any additional parts, decals, scratch building, modifications etc. The wilder the better!

Bring your additional questions to the next club meeting. Our goal is to be as unrestrictive as possible, encourage participation from a large number of club members and, above all, to have fun!

2025 Club Contest Themes

January: No Contest

February: Sci-Fi: (Any scale, Figure, Vehicle. including 3-D printed)

March: American Fighters WW2: **1/48 scale only** (Any American Made Fighter Aircraft flown by USA during WW2)

April: Armor: (Any scale, Any armored land vehicle. Wheel or Track driven)

May: A Day at the Races:
(Any scale vehicle used for organized racing)

June: Ships and Boats: (Any scale, Civilian or Military)

July: The British are Coming:
(Anything British; Ship, Vehicle, Figure, Airplane)

August: No Contest / Club Swap Meet

September: The Pacific:
(Any model, any scale representing the PTO and SEAC campaigns during World War II)

October: Peoples Choice: Any Model, Any scale.
(Judged and voted on by the present attendees of this monthly meeting)

November: The Great War WW1: (Any model representing WW1)

December: No Contest / Holiday White Elephant



EDITORS CORNER

BY LYN GORTON



Another good turnout for the June meeting saw Mike McFadden give an excellent presentation on some of the model shows that he has been to this year.

We always look forward to members giving their presentations.

Do not worry if you do not have projectors etc as the club will supply these. Just get in touch with Kevin and let him know what you want to present on what date. The general rule is anything that would be of interest to the club members

On page 12 you will find the latest from the Outside the box competition for October.

This is a great little competition to try something different. They are only \$5 kits and you are encouraged to mess about with them. I have taken the liberty of inflicting some battle damage on mine (Thanks to Bjorn Jacobsen for the ideas and techniques) I have sawn through and bent various bits to create a nice little diorama. If you read the article you will see there is a \$50 Amazon card up for grabs and the winner will be down to the popular vote ie peoples choice so go ahead and make the effort.

Speaking of competition you will see that the July club competition is “The British are Coming” so anything British (England, Scotland Ireland, Wales) is good. I confess I have tried something different as I am sure there will be a plethora of Spitfires etc on show

A Message From Dan Baker

I have secured a donation of an amazing collection of nearly 100 models, both kits and built-ups, of aircraft, a few ships, and a few military ground vehicles. The donor requested the collection be sold with the proceeds to go to the Craig Hewitt Chapter.

Her husband was recently deceased, leaving behind the collection and an extensive tool, material, and supply stash (also available). He was especially focused on laser-cut flying aircraft models; there are many from which to choose.

Hal Sanguinetti helped in gathering and transporting the collection. We will have it at the August meeting for sale; please bring a little extra cash . . . you won't regret it.


WHERE WE WERE

JULY 1974

A dirty plastic

ARIZONA HISTORICAL MODELERS SOCIETY IPMS/PHOENIX

NO. 37
JULY 1974



Junkers Ju 88A-1

HENZ '74

WHERE WE WERE

JULY 1974

DIRTY PLASTIC ISSUE NUMBER 37 JULY, 1974

DIRTY PLASTIC is a publication of the ARIZONA HISTORICAL MODELERS' SOCIETY, IPMS, PHOENIX. Subscriptions are \$3.50 a year. Membership dues are \$6.00 a year, and include a year's subscription to DIRTY PLASTIC.

As this is published for the benefit of modelers, it is not copyrighted. However, when using any information contained herein, acknowledgment is appreciated.

SUPPORTING HOBBY SHOPS

LONGMAN'S HOBBY CRAFT, 40 E. Broadway, Tempe, Arizona (907-7241)
WESTER'S HOBBY SHOP, 30 E. Camelback, Phoenix, Arizona (266-5343)
VAL'S HOBBY HANGAR, 4840 N. 59th Ave., Phoenix, Arizona (934-6174) (Watch for Val's move across the street.)

ARIZONA HISTORICAL MODELERS' SOCIETY

The ARIZONA HISTORICAL MODELERS' SOCIETY, IPMS/Phoenix, is an organization of modeling enthusiasts dedicated to the improvement of this activity in the Phoenix area, and to the collection and distribution of information concerning models of aircraft, vehicles, and ships, and their historical backgrounds. The AHMS is entirely an amateur organization, and all members and officers serve without pay, frequently at their own expense.

OFFICERS AND STAFF (So you know who to blame, but not sue . .)

President: Brian R. Baker, #3, 4430 N. 28th St., Phoenix, AZ 85016. (956-1518)
Secretary-Treasurer: Charles K. Krause, Jr. 2033 N. 11th Ave., Phoenix, AZ 85007 (253-5430)
Circulation Manager & Art Director: Heinz F. Jacobs, 14815 N. 24th Drive, Phoenix, AZ 85023 (942-2962)

MEETINGS:

SOCIAL: Tuesday, July 23, 1974 7:30 pm.
Marsh Seabian's, 1830 E. Alameda Drive, Tempe, AZ (966-2808) Turn South from Broadway on McClintock Drive. Go 1/2 mile, then turn left on Alameda Drive. The house is at the end of the first cul-de-sac. (Or maybe the second).
BUSINESS: Tuesday, August 6, 1974. 8:00 pm.
Brian Baker's, #3, 4430 N. 28th St., Phoenix. (956-1518)
SOCIAL: Tuesday, August 20, 1974. 7:30 pm.
Pat Fowler's, 509 W. El Camino Drive, Phoenix. (977-0336) Just North of Northern Ave, 1/2 block East of 7th Avenue.
BUSINESS: Tuesday, Sept. 10, 1974. 8:00 pm.
Brian Baker's, #3, 4430 N. 28th St., Phoenix. (956-1518)

THE PRESIDENT'S PAGE BRIAN R. BAKER

The next several meetings should not be dull and uninteresting, since there will be almost a surplus of audio-visual material. I received a roll of 16 mm movie film from Sgt. Jerry Knauf, of the Arizona Air National Guard. This film has, apparently, the only remaining photographs of the P-51D Mustang in ARIZ-ANG service during the early 1950's. It is in color, and was evidently taken by some local newspaper or TV people.

I have previewed the film, and it shows good shots of the P-51D and the all-yellow T-6's that the unit used during that time. I suspect that if we could view the film as a group, we could make enough notes to provide information for a pretty good center-fold section of DIRTY PLASTIC. And, it would be more Arizona material.

We will plan to show this film at the July 23 meeting at Marsh's; that is, if we can drag ourselves away from the Airfix Short Stirling that Marsh has just finished.

In the following social meeting, I'll show some of the slides from my trip. These came out better than usual.

In Phoenix, recently, I noticed several good books on sale at reasonable prices. I noticed at the Metro-Center Walden Bookstore that they had the Taylor, Combat Aircraft of the World; Swanborough and Howers' United States Naval Aircraft; and Manfred Schliephake's The Birth of the Luftwaffe, all at the lower sale prices. At Dalton's, I noticed a large volume on the History of North Island Naval Air Station, and for \$10.00, it seemed an excellent buy, as there were many interesting photographs of aircraft, ships, and the airfield itself.

NEW AND IN VIEW

BRIAN R. BAKER

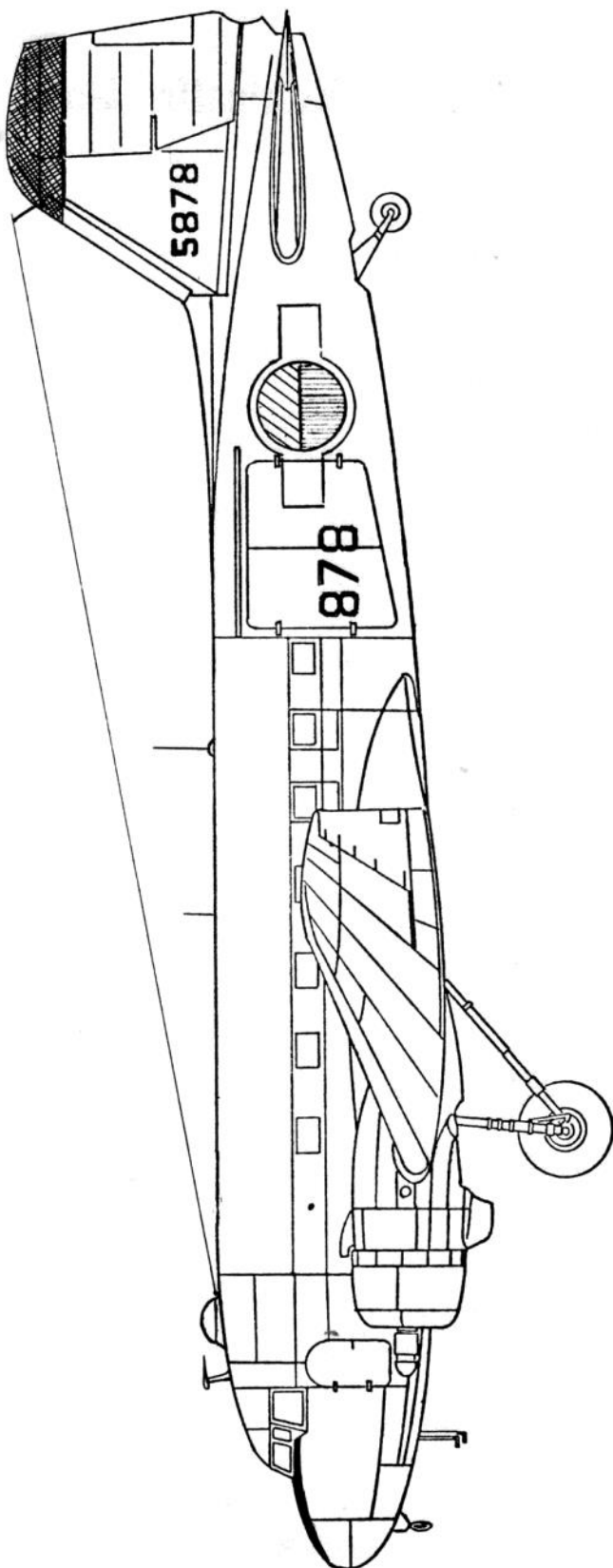
Apparently the plastic model industry recession is over. At least, it appears that way, since many of the firms are branching out, producing some long awaited issues, as well as some much needed reissues and revamps. It is the usual situation of watching and waiting, however, as the kits slowly trickle over from Europe and Japan.

The following is a list of some of the new releases from the 1974 Trade Fairs in England and Germany:

AHM (U.S.A.) 1/35 AFV's	BANDAI (Japan) 1/24 AFV's
AMX 30	Jagd Panther
Hanomag Sd Kfz 251	
King Tiger	1/48 AFV's
T-34/85	75 mm Anti-Tank Gun (German?)
U. S. Personnel Carrier	Nashorn
U. S. Armored Half-Track	Jagd Tiger
	Jagd Panther
AIRFIX (U.K.) 1/72 A/C	PzKw II F.4
Cherokee Arrow	Sturmgeschütz III G (105 mm)
Scottish Aviation Bulldog	PzKw III M
BAC Strikemaster JPB	PzKw IV M
F-800 Shooting Star!!!	Jagd Panzer Klefant
P-51 "Mustang" (A DP)	Höbelwagen
Spitfire VB(Like P-51, New Kit)	US M3A1 Halftrack
Republic F-84F Thunderstreak	US M3 Gun Motor Carriage
	US M4A3 76 mm Sherman
1/144 A/C	US M4A3 75 mm Sherman
DC-9/Series 30	US M4A1 75 mm Sherman
A300 B-2 Airbus	US M4A1 76 mm Sherman
	US M4A3 105 mm Sherman
1/600 Warships	US Willys Jeep
K.M. Prinz Eugen	US M12 155 mm Motor Carriage
Narvik Class Destroyer (German)	US M30 Cargo Carrier
	(Also, various 1/48 infantry sets)
1/76 AFV	(Also, various fieldwork acc. sets)
Recon. Set: SD222 Armored Car,	
Kubelwagen, Figures.	1/48 Light Aircraft
Chi-Ha Japanese Tank	Aero Subaru FA-200
Scorpion Tank	Aero-Star Mooney M.20C
	Beech Bonanza V33A
AURORA (U.S.A.) 1/144 A/C	Cessna 150L
DC-10 (Martinair)	Piper Cherokee
	Piper PA-18-135 Cub
1/48 AFV	DELTA (Italy) 1/32 A/C
ME32 Ammunition Carrier	Campini Caproni (Jet) (May be 1/72)
BANDAI (JAPAN) 1/24 A/C	
Shinden-Kai (Probably Shiden-Kai)	HELLER (France) 1/72 A/C
KIDAI (Japan) 1/76 AFV's	Focke Wulf FW-190F
Various Diorama accessories.	Fokker I-153 Biplane
ENFEX (Source Unknown) 1/144 A/C	Messerschmitt Bf-109E
Rockwell Int'l B-1 Bomber	Messerschmitt ME-262B-1a/U1
	N.A.A. P-51D Mustang
PRO-ROXY (U.K.) 1/72 A/C	Republic P-47N Thunderbolt
Supermarine S6B (Reissue)	Tak-3 Normandie-Niemen
DH-60G Gypsy Moth (Reissue)	
Supermarine Spitfire Mk. 8 or 9	IMAI (Japan) 1/16 AFV
Lavochkin LA-7	Klefant, 88 mm Anti-Tank Vehicle
Hawker Hunter FGA9	
Hawker Typhoon 1B	1/144 A/C
Republic Thunderbolt P-47D-25	Kawasaki Ki-48 Type 99
Nakajima A6M-N Rufe	" Ki-45-Kai Toryu
Dassault Mirage 111E and O	" Ki-45-Kai Type 2
Dornier DO-335A-6 & A-12	Nakajima J1N1-S Gekko
Sepecat Jaguar A-2 & T-2	" J1N1-R Type 2
Vickers Vimy (redone) Mk. 4	" Ki-49-11 Donryu
Lockheed FV-1 Venture	Mitsubishi Ki-67 Hiryu
Gloster Javelin FAW 9 & 9R	" Ki-109
	" Type 1-11
1/500 Warships	" Ki-21-11 Type 97
RMS Royal Sovereign	" Ki-46 111
HMS Exeter	" Ki-46 111 Type 100
	Naval-Aero Tech. Ginga
HASEGAWA (Japan) 1/32 A/C	Airfield Equipment. Trucks, etc.
Nakajima Ki-43 Oscar	ITALAERI (Italy) 1/35 AFV's
Boeing P-26A (out)	PzKw 38(t) Tank
	PzKw Wespe
1/72 Scale Aircraft	PzKw II
P-47B Thunderbolt	Pak Geschütz 40
P-47D Thunderbolt	Klefant
P-51D Mustang (new kit?)	Italian M40 Tank
P-14 Tomcat	PzKw III
	Hanomag Sd Kfz 251/1
1/700 Waterline Series	German Artillery Figures
Mitsuki	MONOGRAM (1/32 AFV's)
Furutaku	M3 Lee & Grant
Kirugasa	Panzer Jaeger IV
Kiako	Sturmpanzer 43
Tenryu	U.S. Personnel Carrier
Kaga	U.S. Armored Halftrack
NICHIMO (Japan) 1/48 A/C	U.S. Infantry Figures
Tachikawa Ki-9 Spruce	U.S. Willys Jeep
	U.S. 37 mm. Gun
1/35 AFV's	
Tiger I	
M4 Sherman	

WHERE WE WERE

JULY 1974



DOUGLAS C-47D-45-K, c/n 34136, A.F. Serial Number 45-878, Haitian Air Force, c.1950


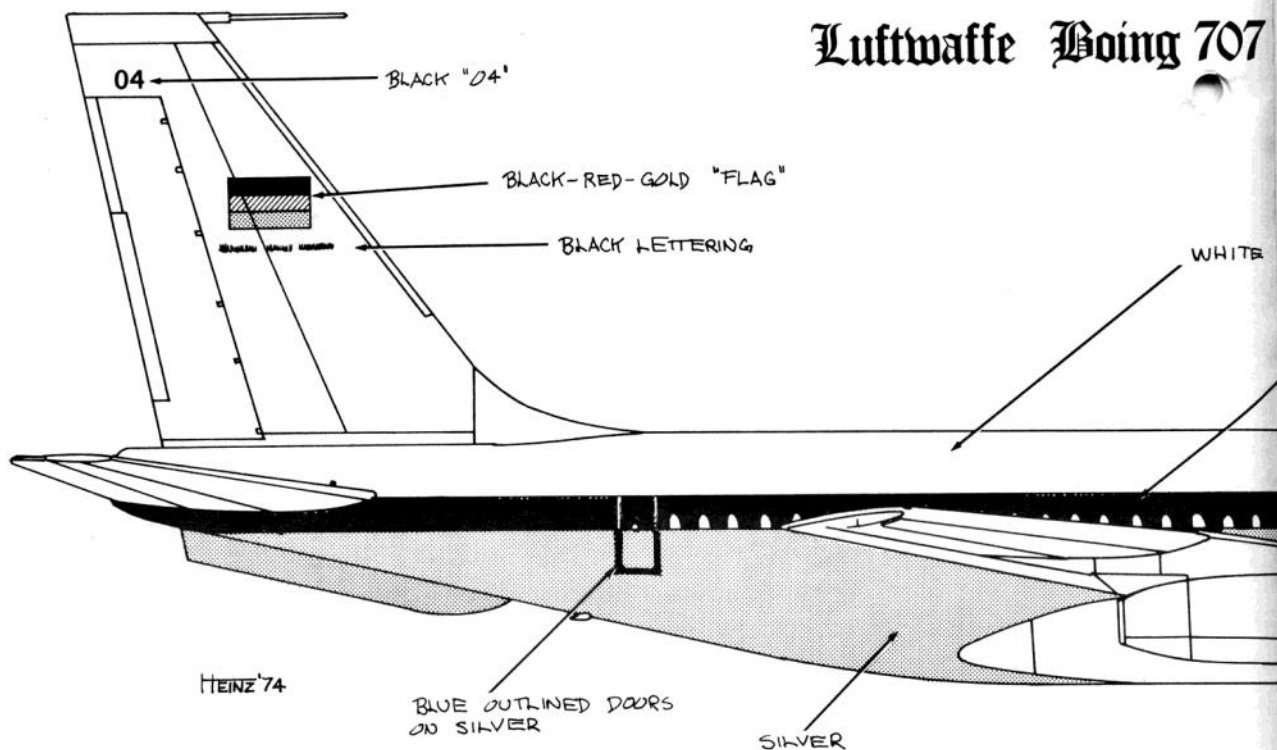
This aircraft was one of the surviving batches of C-47B's built at the Douglas plant at Oklahoma City. It was originally built with two speed blowers for high-altitude operation. After the war, the blowers were removed and the aircraft were redesignated C-47D, all block numbers and production facility designators remaining the same.

This aircraft was photographed, it is believed, at Teterboro, New Jersey, between 1950 and 1952. It is in what appears to be standard Haitian Air Force markings and insignia. The anti-glare panel, rudder top, and all numerals are black, in the style shown. The Haitian Air Force insignia consists of a center disk, the top half being blue, with the remainder red. The outline is white, with a blue or black edge. The entire aircraft is alclad overall, with silver-doped control surfaces. The insignias are in standard USAF positions on the fuselage and wings.

BRIAN BAKER

WHERE WE WERE

JULY 1974



WHERE WE WERE

JULY 1974

Luftwaffe Boing 707

RED-GOLD "FLAG"

BLACK LETTERING

WHITE

DK. ULTRAMARINE BLUE

DK. ULTRAMARINE BL
"LUFTWAFFE"

Luftwaffe

DOORS

SILVER

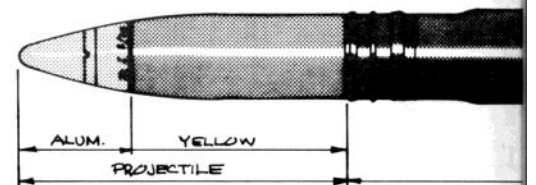
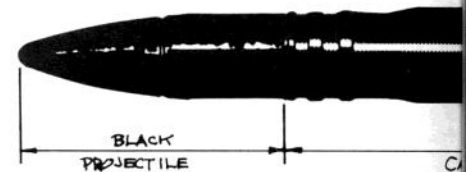
BLACK OR BLUE OUTLINED
WHITE OR SILVER NUMERALS

Campaign - Badge
L SIZE



GERMAN 88 MM
NOT TO SCALE

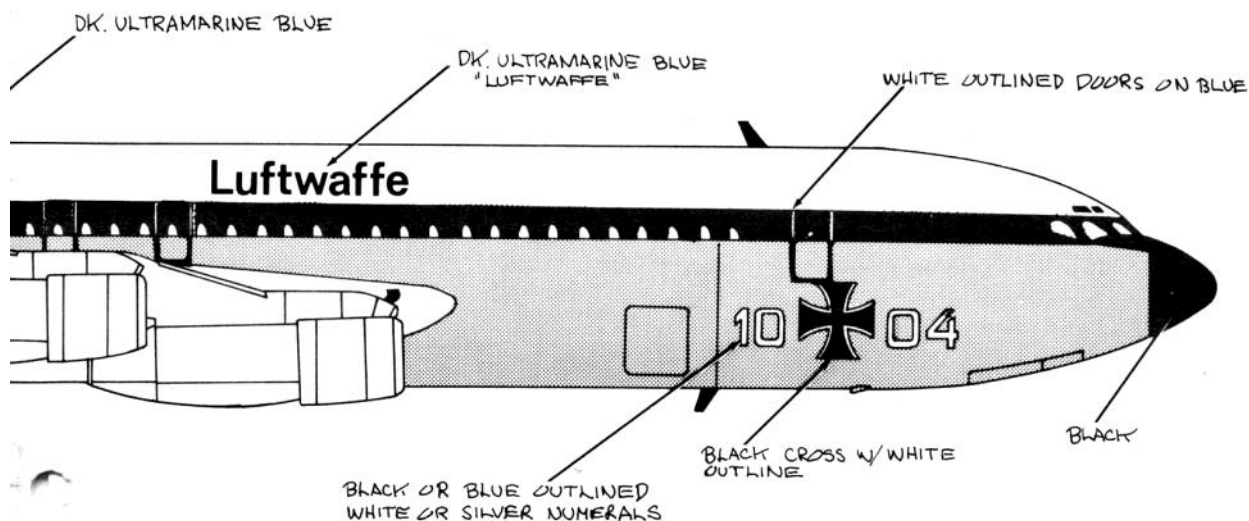
88 MM A.P. (ARMOR)



88 MM H.E. (HIGH-EXPLOSIVE)


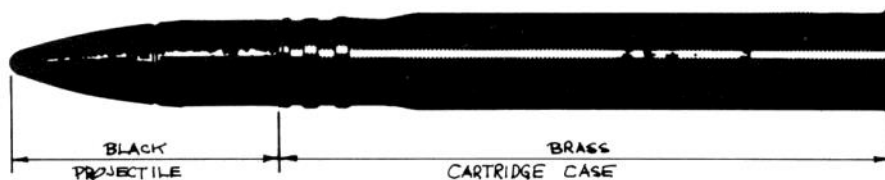
WHERE WE WERE

JULY 1974



GERMAN 88 MM ROUNDS NOT TO SCALE

88 MM A.P. (ARMOR-PIERCING) ROUND



88 MM H.E. (HIGH-EXPLOSIVE) ROUND W/ TIME FUSE

HEINZ '74

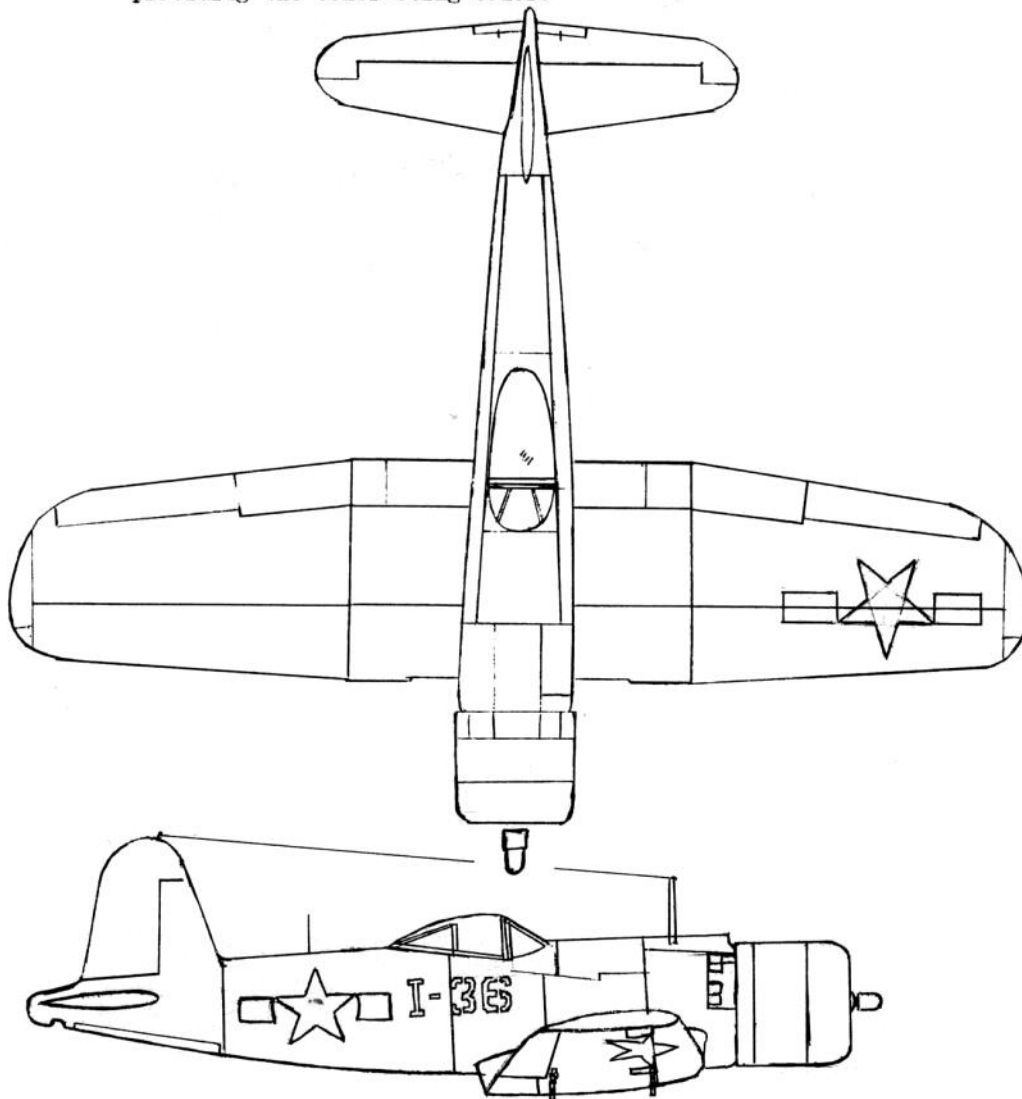
WHERE WE WERE

JULY 1974

GOODYEAR F2G-1 (Serial Unknown)

Aircraft photographed by F. G. Freeman, Jr. at NAS Honolulu, Hawaii, during a postwar air display during 1945.

The aircraft is glossy sea blue overall, with white stars, numerals, and letters. Note segmented number style. Stars are white only, with the sea blue providing the contrasting color.



BRIAN BAKER

WHERE WE WERE

JULY 1974

LEWNEY-MATCHBOX (U.K.) 1/72 A/C

Dassault Mirage 111C
Messerschmitt ME-262A
P-47 Thunderbolt

Hawker Tempest
Brewster Buffalo

A.W. Siskin
Henschel HS-128

Corsair A-7D
Sepecat Jaguar

Bristol Beaufighter T.10
Curtiss SB2C-1 Helldiver

V.S. Walrus
Blackburn Buccaneer

Dornier Sky Servant
Westland Lynx Helicopter

Junkers JU-188
H/S 125/600

Henschel HS-129
Junkers JU-87B Stuka

Fairley Swordfish IV
Messerschmitt ME-410

Lockheed P-38 Lightning

1/76 AFV's
Sherman Firefly Vc
Comet Mk. 1

Panther Ausf. G

Panzer III Ausf. L

Puma Armored Car Mk. 11
Humber Armored Car Mk. 11

M16 Halftrack
Weaspe S/P Gun

M24 Chaffee Tank
Jagd Panther

REVELL/GB Ltd. 1/72 A/C

Junkers JU-88C-6b Nightfighter
(reworked JU-88A kit)

F-15 "Eagle"

1/144 A/C

L-1011 Tri-star (solid)
747 Jumbo (outaway)

Bell P-39 Aircobra
Douglas Dauntless

Grumman Wildcat
Curtiss Warhawk

Nakajima Hayabusa
Nakajima Hayate

Kawasaki Hien
Nakajima Shoki

THE GRAND TOUR REPORT

BRIAN R. BAKER

My recent trip back east was very interesting, especially since I had a chance, for the first time, to closely examine some of the things I had been building models of for the past twenty-five years.

The Patton Museum at Fort Knox, Kentucky, had a small, by Aberdeen standards, display of vehicles and artillery, but all of them were in excellent condition, and most were painted in what looked like feasible color schemes. Their Panther was without tracks, which was probably due to the fact that many of these vehicles are kept in running condition, and periodic maintenance is a must. The park-like display area made for some interesting and very pleasant photographs, with good backgrounds. The inside display contained many uniforms and weapons, in addition to Patton's staff car and his specially modified jeep. All in all, it was a very effective display, and one traveling in the area of western Kentucky should plan to see it if at all possible.

The Air Force Museum, at Wright-Patterson AFB, Dayton, Ohio, is another must for any modeling enthusiast. The collection there is excellent, although it is extremely difficult to photograph. Some new items are now on display, including a North American A-36A, the fighter-bomber version of the Allison-powered P-51A, and a beautifully restored P-51 Mustang. The airplanes appear to be restored to factory-fresh configuration, and the lack of exhaust stains and other "normal wear and tear" made them appear to be full scale models, as Krause would put it, rather than real airplanes. Nevertheless, the display is well worth seeing, and is probably the best of its kind in the country.

Aberdeen Proving Ground, near Baltimore, is an armor-buff's paradise, or maybe the Davis-Monthan of the tank fans. In short, it is an unbelievable display of tanks, armored vehicles of all kinds, and artillery. The tanks are lined up, approximately in order of their date of service introduction, so that the viewer can see the technological development of these vehicles as he moves down the rows. A large percentage of the display seemed to be German, but then, this is quite understandable, since the Germans used a wider variety of armored vehicles than any other nation. Behind the tanks and SP guns, an equally large area was devoted to the display of artillery and missiles. And to top it all, the four lane highway leading into the post is lined with examples of American tanks and other AFV's. It is a most impressive display.

At Silver Hill, Maryland, a few miles out of Washington, is the Smithsonian's storage facility. The Smithsonian is currently in the process of building a new National Air Museum building in downtown Washington, and the building is, according to Don Berlinner, going up on schedule. The actual displays now on exhibit in the old buildings are quite minimal, and include a couple of Wright and Curtiss biplanes, the Winnie Mae, the Spirit of St. Louis, the Douglas World Cruiser, one racing plane from the 1930's, a Waco 9, a Pitts biplane, and a couple of other odds and ends. The stuff is packed very tightly, and photography is difficult. At Silver Hill, the rest of the collection is stored, in various states of assembly.

Perhaps most interesting to me was the vast amount of World War II material stored. Much of the stuff came from Wright Field, and a fair amount of it was stored in large crates, including the Heinkel HE-219 and the Tank TA-152H. The inside storage was nothing short of fantastic, and produced the traditional "cat in a fish-market" situation for me. A few random items included the Langley Aerodrome, an Army Killist Autogyro, the Huff-Daland "Duster", a couple of Zero fighters, a well done BF-109G-2, an Arado AR-196, a ME-4, the XP-51 and XP-59, and several other experimental fighters of the World War II period.

CENTERFOLD DETAILS

CRIMEAN CAMPAIGN BADGE

HEINZ F. JACOBS

This badge was awarded to my uncle after participation in the occupation of the Crimea, a peninsula in Southern Russia. It was made of a stamped, brass-plated piece of sheet metal, and was sewn on to the upper left sleeve of the tunic. The drawing was made from the original badge, which was given to me last year by my parents. Later in the war, my uncle was listed as missing in action on the Russian Front, and so far as we know, he is presumed killed. As far as the badge is concerned, there seems to be no record of it in currently published material.

LUFTWAFFE BOEING 707

JACOBS & KRAUSE

This airplane was seen in June, 1974, at the El Paso Municipal Airport, by Chuck Krause. Since the aircraft was observed through the window of another airliner, some details were missed, but the general arrangement is correct. The lettering on the tail near the flag is not known. Otherwise, the drawing is accurate. Does anybody have any information on this plane?

WEHRMACHT VEHICLE DESIGNATION SYSTEM

HEINZ F. JACOBS


Vehicle designation systems are often confusing to the extreme, and the Wehrmacht's system was no exception. However, there was a logical system. Until 1943, the various vehicle types were given identification numbers which identified their purpose or function rather than the make, model, or type. The following list should clarify the issue somewhat.

Kfs. 1 to 10 Leichter Pkw. (Light Cars)
Kfs. 11 to 30 Mittl. und Schw. Pkw. (Medium to Heavy Cars)
Kfs. 31 to 100 Lkw. (Trucks)
Kfs. 300 plus. Special Purpose Vehicles, Luftwaffe.

Sd. Kfs. 1 to 100 Special unarmored vehicles.
Sd. Kfs. 101 to 120 PzKw I and variants.
Sd. Kfs. 121 to 140 PzKw II and variants.
Sd. Kfs. 141 to 160 PzKw III and variants.
Sd. Kfs. 161 to 170 PzKw IV and variants.
Sd. Kfs. 171 to 180 PzKw V and variants.
Sd. Kfs. 181 to 200 PzKw VI and variants.
Sd. Kfs. 201 to 300 Armored vehicles, wheeled and half-tracked, and special command tanks.
Sd. Kfs. 301 plus. Radio controlled tanks and remote controlled vehicles.

Key to Abbreviations:

Kfs. Kraftfahrzeug (Powered vehicle)
Sd. Kfs. Sonderkraftfahrzeug (Special Purpose Powered Vehicle)
Pz. Panzer (Tank)
Pkw. Personenkraftwagen (car)
Lkw. Lastkraftwagen (truck)



OBSCURE (VERY) AMERICAN ARMOR: THE M4-S "SPAET" H. F. JACOBS

After Capt. Josh Runback came out second best in an encounter with a German 8.8 cm. Anti-tank Gun, he was bent upon revenge. He finally managed to get permission from the Ordnance Corps to modify his replacement tank so that he could get close enough to an 88 to get his own gun into action.

He used a cement-filled Bailey Bridge section bolted to a frame which held it in front of his tank, thereby providing additional armor protection. A hole was bored for the main armament, and the problem of steering was solved by the installation of a periscope taken from a captured U-Boat which had run aground while the captain was watching some girls sunbathing on the beach near Cairo.

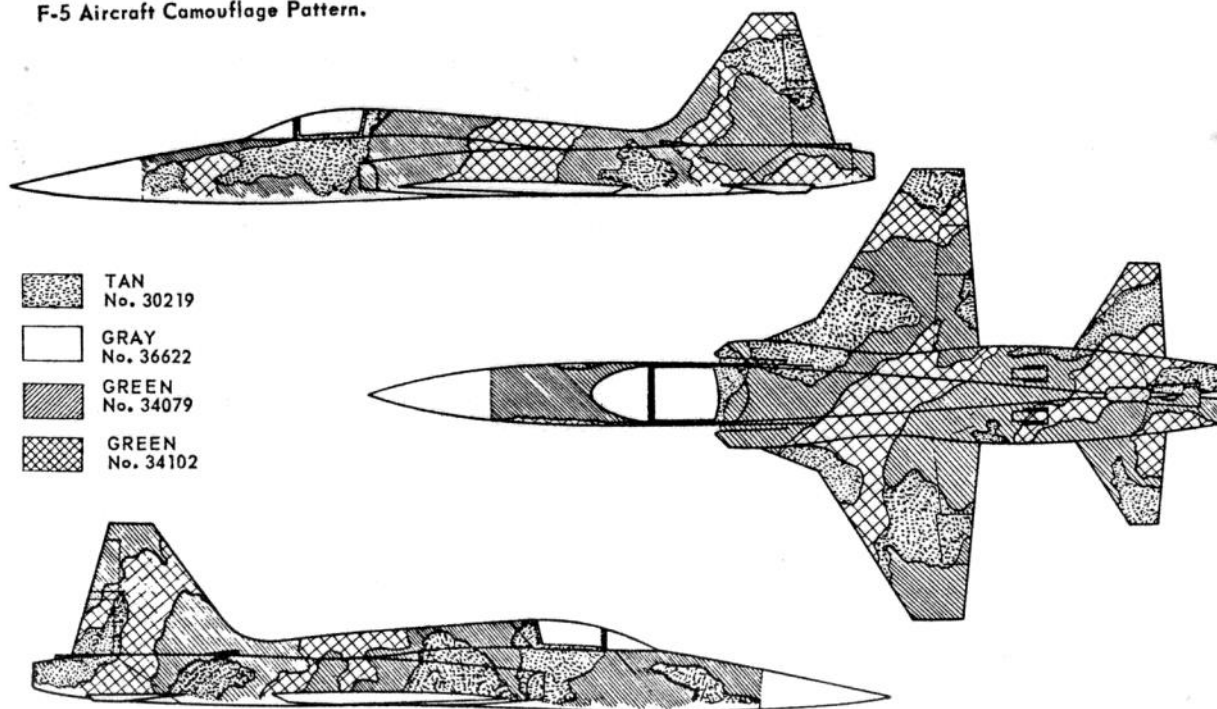
The crew named the tank "Spaet" after their mongrel dog mascot, not knowing that "Spaet", in German, means "late".

Under combat testing, the tank showed numerous defects. The periscope failed to function properly, due to its source, and Capt. Runback kept running into things, such as houses, ditches, cars, trucks and Arabs. The low shield restricted the tank to main roads, and therefore, its combat use was abandoned. It was subsequently given to a USO unit, which removed the gun, patched the holes, and converted it into the first fully tracked, armored, mobile drive-in movie screen carrying vehicle in the world.

WHERE WE WERE

JULY 1974

F-5 Aircraft Camouflage Pattern.



T.O. 1-1-4

dirty plastic

ARIZONA HISTORICAL MODELERS SOCIETY IPMS/PHOENIX
2033 N. 11th Ave. Phoenix, Arizona 85007



This is the number of your
LAST ISSUE - - - -



FIRST CLASS

Address Correction Requested

Membership



For only \$1 a month you get all of this

- . Monthly club newsletter**
- . Discounted club T-shirts**
- . Modelzona**
- . Monthly Raffle Prizes**
- . Monthly contest awards**
- . Annual club Awards party**
- . And more**

Remember you have to be **in good standing, to enter and win competitions, get a copy of the monthly newsletter sent directly to your email, and vote for anything that the club brings to the table.**

So Make sure to see Treasurer, “Bill Dunkle”, at the club meeting to sign up for membership

2025 CLUB MEETING CALENDAR

All meetings held at American Legion Post #1, 364 N. 7th Ave., Phoenix, AZ 85003

JANUARY 2025

Tuesday 7th 7pm
Seminar/Speaker:

B&B Session 18th

JULY 2025

Tuesday 1st, 7pm
Seminar/Speaker: Hobby Rooms/Kevin Henthorn

FEBRUARY 2025

Tuesday 4th 7pm
Seminar/Speaker:

B&B Session 15th

AUGUST 2025

Tuesday 5th 7pm
Event : **Club Swapmeet**

B&B Session 16th

MARCH 2025

Tuesday 4th, 7pm
Seminar/Speaker:

B&B Session 15th

SEPTEMBER 2025

Tuesday 2nd 7pm
Seminar/Speaker:

B&B Session 20th

APRIL 2025

Tuesday 1st 7pm
Seminar/Speaker: How to transport models/Mike Mackowski

OCTOBER 2025

Tuesday 7th 7pm
Seminar/Speaker:

B&B Session 18th

MAY 2025

Tuesday 6th, 7pm
Seminar/Speaker:

B&B Session 17th

NOVEMBER 2025

Tuesday 4th 7pm
Seminar/Speaker:

B&B Session 15th

JUNE 2025

Tuesday 3rd 7pm
Seminar/Speaker:

B&B Session 21st

DECEMBER 2025

Tuesday 9th 7pm
Event: **White Elephant**



July Raffle

Tickets are \$1 or six for \$5.



Item A 1/12 Bandai Mandalorian Boba Fett



Item B 1/25 AMT 1967 Shelby GT-500 Mustang



Item C 1/35 Italeri S.A.S. Recon Vehicle Pink Panther



Item D 1/48 Revell B-25 Mitchell



Item E 1/35 Dragon ZSU-23-4M Air Defense System



Item F 1/48 Hasegawa F-104C Starfighter w/ lots of after market



Item G New from Hobby Depot: AK Interactive Metallic Liquid Marker Set



UPCOMING EVENTS

Modelzona 1st November (Flyer on last page)



IPMS Phoenix / Craig Hewitt Chapter

The club meets at 7pm on the first Tuesday of each month at the American Legion Post #1 in Phoenix. Check the club website at www.ipms-phoenix.com for more meeting info.

American Legion Post #1

364 N. 7th Ave.
Phoenix, AZ 85003

The post is located South of I-10 just a few blocks North of Van Buren. Look for the huge American flag.

2025 Chapter Officers

President.....	Kevin Henthorn.....	kdhenthorn@aol.com
Vice President.....	Scott Reigel.....	http://www.ipms-phoenix.com/
Secretary	John Carroll	http://www.ipms-phoenix.com/
Treasurer	Bill Dunkle.....	http://www.ipms-phoenix.com/
Member At Large.....	Hal Sanguinetti.....	http://www.ipms-phoenix.com/
Membership Chair.....	Lyn Gorton.....	http://www.ipms-phoenix.com/
Webmaster.....	Michael Ronnau	http://www.ipms-phoenix.com/
Newsletter Editor	Lyn Gorton	lyngorton@hotmail.com

Useful Links

Bjorn Jacobsen—Aircraft Dioramas	www.dioramas-and-models.com
Plasmo—good visual instructions on “You Tube”	just search for plasmo
Trumpeter replacement parts	Joanna@trumpeter-china.com
Special Hobby	www.specialhobby.Ev/contact
Tamiya—US	support@Tamiya.com
MRCsupport@modelrectifier.com	
Rivet detail and schematic drawings	www.airwar.ru
Fine Scale modeling techniques	http://paulbudzik.com
“How to “Videos	Youtube.com/Andyshobbyheadquarters
Online magazine for all things avionic	www.wingleadermagazine.co.uk
Sky Harbor Informational site	http://www.visitingphx.com/index.html
Military Colors And Camouflage	http://www.theworldwars.net/resources/
Info on Aircraft Tyres	https://www.jupitor.co.jp/pdf/michelin_aircraft.pdf
Spare parts for Airfix	support.airfix.com/hc/en-gb/articles/360019394159-Spare-Parts
Video tour of USAF Museum in Ohio	https://aerodynamicmedia.com/usaf-museum-storage-video/
New digital magazine	www.phoenixscalepublications.co.uk
Swiss page covering aviation.	
Wide range of military subjects, airshows, color profiles, etc.	WINGS-AVIATION , www.wings-aviation.ch
WW2 Video reference Site –Lots of Documentary DVD	www.victoryfilms.us

If you have a good reference site let me have a brief description and a web address and we will keep this list as a reference.



Join the IPMS/USA!

\$30 annual membership includes a one year subscription to the IPMS Journal. Visit www.ipmsusa.org to download a membership form. Or you can write to:



IPMS/USA PO Box 1411
Riverview,
FL 33568-1411

Membership also gives you access to the online Discussion Forum, where you can exchange ideas and information with other members of IPMS.



CONTENT NEEDED!!!!

The Corsair needs your help! To keep this newsletter filled with all the great content, I need your help with content. Here are some useful items that I can use to put together future issues each month:

- Kit reviews/In-box reviews
- Website links
- Modeling related articles
- Commentary and featured columns
- Neat, strange or otherwise shareable pictures
- Book reviews
- Trip and vacation write-ups

Anything you have can be used. Don't hesitate. Even a few paragraphs are great.

SUPPORT YOUR LOCAL HOBBY SHOP!



RIGHT
STUFF,
RIGHT PRICE

www.thehobbydepot.com

109 E. Southern Ave.
Tempe, AZ 85282



Rhino's
Hobby Tools
& More

f Rhino's Hobby Tools & More

Michael Ronnau
cactus_rhino@cox.net

www.airline-hobby.com

*Your One Stop Source for
Scale Model Airliner Kits, Decals,
Diecasts and Accessories*

HOBBY BENCH

4240 W. Bell Rd.
NE corner
43rd Ave. & Bell

602-995-1755

602-547-1828

WAR BOOKS

AND HOBBIES

KEITH PEIPER, MANAGER

(480) 994-2263

AVALON_WAR_BOOKS@YAHOO.COM

WE BUY COLLECTIONS

space in miniature

Space modeling reference books
by Mike Mackowski.

www.spaceinminiature.com



THE MAD MEATBALL

MIKE CHOLEWA

602-944-4096

"DEALER IN PRE-OWNED PLASTIC"

12629 NORTH 21ST DRIVE PHOENIX, AZ 85029



**ANDY'S HOBBY
HEADQUARTERS**



15224 N. 59th Avenue, Suite 12
Glendale, AZ, 85306
tel. (602) 439-1456



Tru-Color Paint

Model Railroad, Automobile,
and Building Paint

Scott Cohen

Marketing, Finance, Product Development,
Supply Chain, Inventory & QC/QA

Post Office Box 74524
Phoenix, AZ, 85087-4524
tru.colorpaint1@yahoo.com

Sales: (714) 488-9779

Info: (623) 551-2548

www.trucolorpaint.com

SUPPORT YOUR LOCAL HOBBY SHOP!



**DESERT SCALE
CLASSIC**

Model Car Championship

Second Saturday, Every April
Phoenix, Arizona

dsc-hq@cox.net
DesertScaleClassic.org



MODELZONA 2025

El Zaribah Shrine Auditorium

552 North 40th Street - Phoenix, AZ 85008

Saturday, November 1st, 2025

9am - 5pm



SPECIAL AWARDS FOR:

80 Years Ago — Best 1945 Subject

Best F4U Corsair

Raleigh Williams Craftmanship Award

» OPEN TO ALL MODELERS

» OVER 50 CATEGORIES

» ON-SITE CAFE

» VENDOR TABLES

(8ft. Vendor tables - \$50 each)

For vendor info contact Keith at:

avalon_war_books@yahoo.com

» RAFFLE

» MAKE & TAKE

Scan the QR code for
model registration form



GENERAL ADMISSION - \$5

Kids under 13 - FREE

REGISTRATION FEES -

Adult (first 5 models, additional models \$1 each)

\$5 (with pre-filled registration forms)

\$7 (without pre-filled forms)

Junior (under 17) - \$2 (unlimited models)

Visit our website for more info: www.ipms-phoenix.com

Follow us on Facebook: Craig Hewitt Chapter IPMS Phoenix

