



# THE CORSAIR

*IPMS Phoenix / Craig Hewitt Chapter*

## Presidents Message

Hello everyone,  
I hope everyone had an enjoyable time at the Awards Dinner. There was plenty of food and it was quite good this year. Since the two winners of the awards were not present, they will again be announced at the February meeting. My request for seminars and presentations continues. I currently have only two, and a date for either of them has not been determined. Please let me know if you have something you are willing to present at a meeting. I have not done much, if any, modeling the past few months. I plan to remedy that this afternoon. I spent a few hours this week cleaning and organizing my modeling room. If you will excuse me, I need to have some fun. That's all for now. Keep on modeling!

Kevin  
[kdhpolarbear@yahoo.com](mailto:kdhpolarbear@yahoo.com)

### Corsair Stop Press Dates 2026

January	25th
<b>February</b>	<b>22nd</b>
March	22nd
April	19th
May	24th
June	21st
July	26th
August	23rd
September	20th
October	25th
November	22nd
December	20th




- January Display Pictures.....02
- January Competition Pictures.....03.
- January Raffle Winners.....06
- Awards Dinner Pictures.....08
- Club Contest Themes 2026.....12
- Editors Corner.....13
- Where We Were.....14
- Club Meeting Calendar.....24
- Raffle Update.....25
- Upcoming Events.....26
- Website References .....21

# January Display Pictures



# January Competition (Cars and Trucks)



### January Competition (Cars and Trucks)




January Competition Winner  
(Cars and Trucks)





Bryan Guggamos

# January Raffle Winners



# January Raffle Winners



## Awards Dinner

The annual Club Awards Dinner was held at Chompies on Saturday 10th. As usual the food was good and everyone enjoyed the night. Awards were given and a Trivia quiz took place with tables divided into 6 teams.

The quiz was mainly Plastic Model orientated and everyone joined in. The two winning teams were presented with cash gift cards for each team member

If you did not attend you missed a good night so watch out for booking information coming around sooner than later this year.



The buffet was up to the usual good standard with choice of beef or chicken plus all the sides



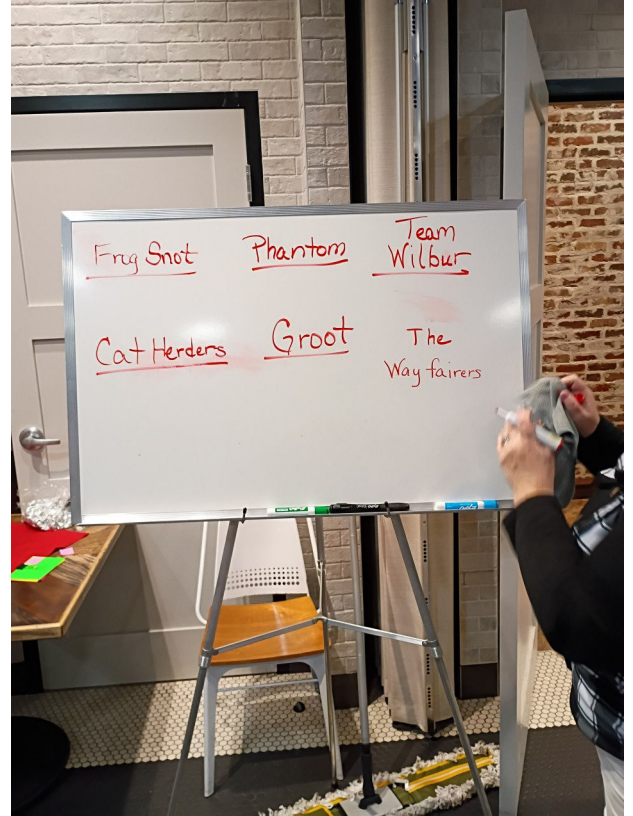
# Awards Dinner




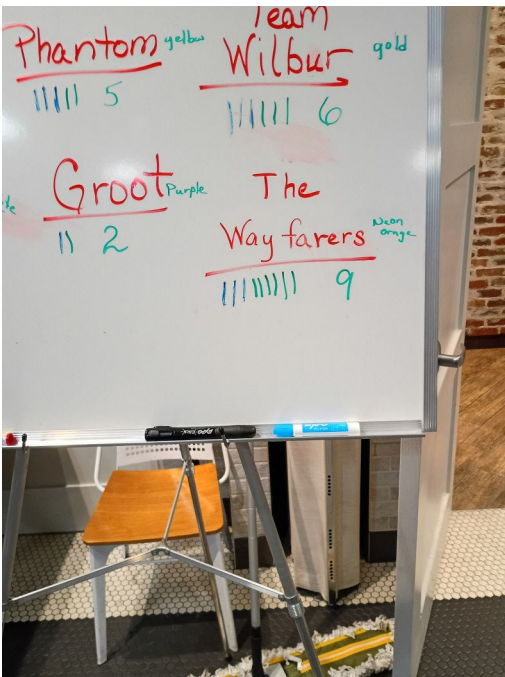
# Awards Dinner




Mike Hinderliter won the prize for the best person dressed in Plaid



Teams were chosen with some original names




The first winning team were the Wayfairers and the judges were kept busy collecting and recording correct answers



# Awards Dinner

Round 2 was soon under way with teams really starting to get in the swing. The winners for this round were The Phantoms



The Wayfarers



The Phantoms

# 2026 Club Contest Themes

January: Moving On: Cars and Trucks ( Any scale. Automobile, Truck, Race car, Motorcycle)

February: The Braille Scale: 1/72 scale or smaller (Any Airplane, Land Vehicle or Water craft)

March: Large Scale: 1/32 scale or larger ( Any Airplane, Land Vehicle or Water Craft)

April: The Vietnam War: (Any Scale, Any Aircraft, Land Vehicle, Water Craft. Including Figures, and Armored Vehicles.)

May: Ships and Boats: (Any Scale Civilian or Military)

June: Figures: (Any Scale: Includes, 3-D printed, Injection mold or Resin)

July: Armor: ( Any Scale, Any Armored land vehicle. Tracked or wheel driven)

August: No contest / Club Swap Meet

September: The ETO: (Any 1/48 scale model aircraft, Depicting use in the European Theater of Operation during World War II)

October: Sci-Fi: (Any Scale, Any Figure or Vehicle)

November: Peoples Choice: (Any Model, Any scale. Judged and voted on by the present Attendees of this monthly meeting)

December No Competition (Club White Elephant)



# EDITORS CORNER

## BY LYN GORTON



All set for the 1st meeting of 2026—another good attendance with a 50% turnout. Emails have now been sent to all of those in danger of losing their “Good Standing” status.

Anyone still outstanding after the meeting in February will lose their status and will be taken off the roster

# WHERE WE WERE

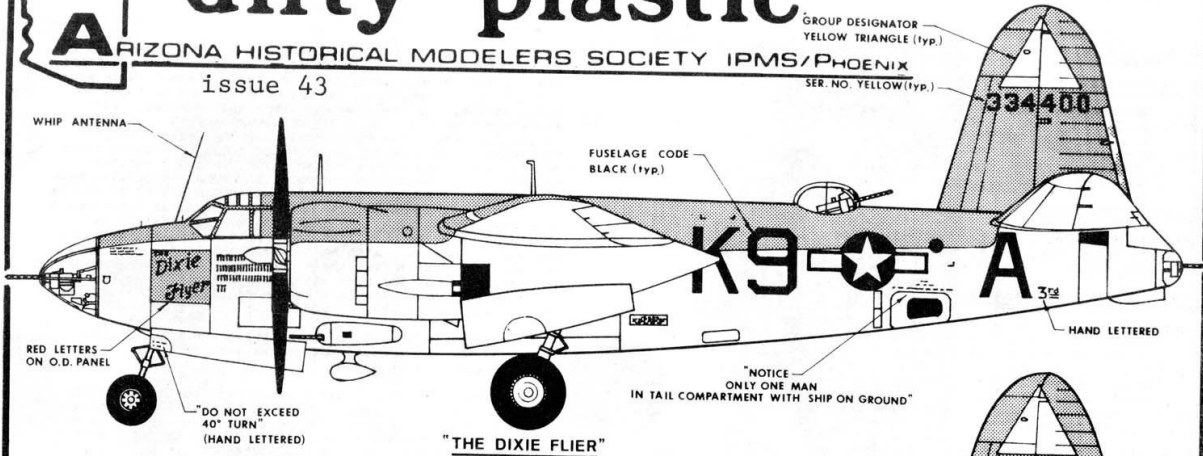
FEBRUARY 1975

## dirty plastic

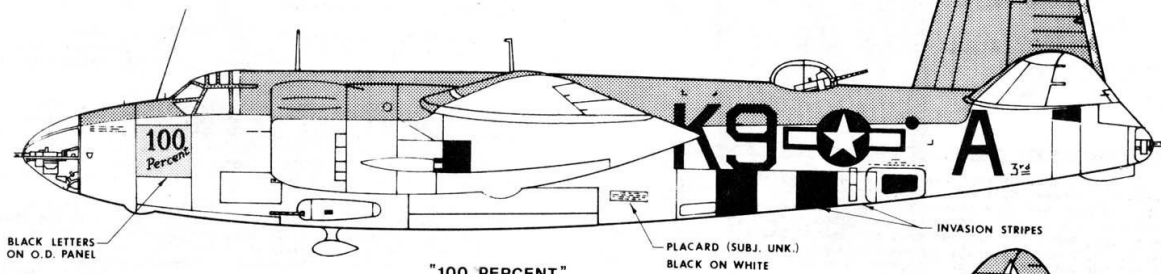
ARIZONA HISTORICAL MODELERS SOCIETY IPMS/PHOENIX

issue 43

GROUP DESIGNATOR  
YELLOW TRIANGLE (typ.)  
SER. NO. YELLOW (typ.)



"THE DIXIE FLIER"

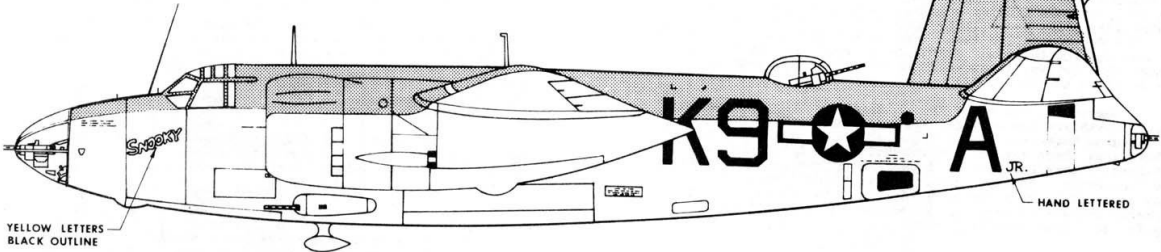


"100 PERCENT"

BLACK LETTERS ON O.D. PANEL

PLACARD (SUBJ. UNK.) BLACK ON WHITE

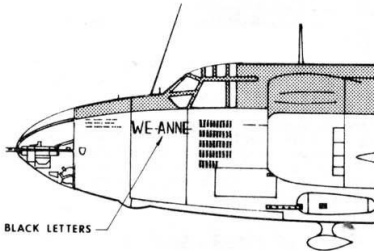
INVASION STRIPES



"SNOOKY"

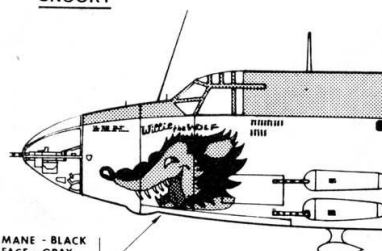
YELLOW LETTERS BLACK OUTLINE

HAND LETTERED



"WE-ANNE"

BLACK LETTERS



"WILLIE THE WOLF"

MANE - BLACK  
FACE - GRAY  
TONGUE - RED  
TEETH - WHITE  
LETTERS - BLACK

495th BOMB SQUADRON

STATIONS OVERSEAS:

- STANSTED, ENGLAND, 11 FEB 1944
- CORMEILL-E-VEXIN, FRANCE, 30 SEP 1944
- FLORENNES JUZAIN, BELGIUM, 4 APR 1945
- SCHLEISSHEIM, GERMANY, 15 SEP 1945

DECORATIONS:

- DISTINGUISHED UNIT CITATION, FRANCE, 24-26 JUL 1944

THANKS TO JACK PERKINS OF GROSSO'S CANDIES, "THE SCHOOLHOUSE" JEROME, ARIZONA, FORMER WAIST GUNNER ON THREE K9's.

GENERAL NOTES:

- ALL AIRCRAFT HAVE OLIVE DRAB TOPSIDES AND NATURAL ALUMINUM UNDERSIDES.
- "100 PERCENT'S" MISSION COUNT WAS ABOUT 60 BEFORE NAME CHANGE TO "DIXIE FLIER".
- "SNOOKY'S" MISSION COUNT UNKNOWN.
- K9 PREFIX IS CORRECT FOR "WE-ANNE" AND "WILLIE." AIRCRAFT LETTER CODE UNKNOWN.



Martin B-26G's

OF THE

495th Sqn., 344th Bomb Grp.  
Stansted, England - 1944

CHARLES HYER

A. H. M. S.

# WHERE WE WERE

## FEBRUARY 1975

DIRTY PLASTIC                      ISSUE NO. 43    FEBRUARY-MARCH 1975.

DIRTY PLASTIC is a publication of the ARIZONA HISTORICAL MODELERS' SOCIETY, IPMS/PHOENIX. Subscriptions are \$7.50 a year. Membership dues, including a subscription to DIRTY PLASTIC, are \$6.00 a year.

As this information is published for the benefit of modelers, it is not copyrighted. However, when using any information contained herein, acknowledgment is appreciated.

### SUPPORTING HOBBY SHOPS

Longman's Hobby Craft, 49 E. Broadway, Tempe (967-7241)  
 Webster's Hobby Shop, 30 E. Camelback, Phoenix (266-5343)  
 Vail's Hobby Hangar, 4840 N. 59th Ave, Phoenix (934-6174)

### ARIZONA HISTORICAL MODELERS' SOCIETY

The Arizona Historical Modelers' Society, IPMS/Phoenix, is an organization of modeling enthusiasts dedicated to the improvement of this activity in the Phoenix area, and to the collection and distribution of information concerning models of aircraft, ships and vehicles, and their historical backgrounds. The AHMS is entirely an amateur organization, and all members and officers serve without pay, frequently at their own expense.

### OFFICERS AND STAFF (So you know who to blame. . .)

President: Brian R. Baker, #2, 4426 N. 28th Street,  
 Phoenix, AZ, 85016 (956-1518)  
 Secretary-  
 Treasurer: Charles K. Krause, Jr. 2033 N. 11th Ave.  
 Phoenix, AZ 85007 (253-5430)  
 Circulation Manager &  
 Art Director:  
 Heinz F. Jacobs, 14815 N. 24th Drive,  
 Phoenix, AZ 85203 (942-2962)

### SPECIAL ANNOUNCEMENT: THIS IS OUR LAST ISSUE (As a Monthly. . .)

No doubt, most of the readers have wondered whether (1) the Congress has refused further appropriations for our publication, and that we have had to withdraw to a narrower perimeter, or (2) we have quit publication and gone back to building models, girlwatching, and other non-cultural but satisfying activities. Actually, both are blatantly untrue. The problem has been the usual one for publications of Dirty Plastic work full time, and have numerous other commitments. (The editor, for example, works at three different jobs besides this one.) Therefore, time has caught up with us, and after some serious soul searching (Yes, we think we do have souls, or at least souls) we decided that since the main purpose of our journal has changed from that of a meeting announcement paper to that of a publication providing original, unpublished information on aircraft, ships and military vehicles, that we would publish more information less frequently. The basic mathematical formula, stating that four deadlines a year are a little easier to meet than twelve, leads us to believe that a quarterly would be a solution to the problem.

A quarterly, you say. That's another way of saying that we out-of-staters are getting the same treatment we got from the Squadron Magazine. No, not really. Each quarterly will contain what three issues, monthly style, of D/P would have contained. Therefore, you will be getting the same information less frequently. Anyway, that is what we decided. It will allow us a little room for breathing, and the first gigantic quarterly issue will (hopefully) be out in about one month. Pray for us, light candles, etc.

### NEW AND IN VIEW

BRIAN R. BAKER

During my vacation from editing Dirty Plastic, I did manage to build a couple of models. There has been somewhat of a deluge of 1/72 scale stuff of late, including some very good models and some very welcome revisions and reissues.

From Norm Taylor, stationed in Japan, comes the news that the Hasegawa FW-190 should be in the shops any day now. Their Spitfire is now available, I have built one, and I can only say that it should have come out years ago. From my vantage point, it appears to be flawless, and can be built in the Mk. I and Mk. II versions, including the early Mk. I with the flat topped canopy and two bladed prop. At \$1.75 the kit is a skosh expensive, but it is a beautiful kit and well worth buying.

Also from Norm Taylor, I received examples of the L/S revisions of their old Yokosuka Judy dive bomber kit in 1/75 scale. There are actually two kits, packaged separately. One is the old Model D4Y-2 with the liquid cooled inverted Vee engine. The other is the D4Y-3 with a radial. The only difference is the engine, which attaches ahead of the firewall. And I had already bought a Ki-100 to convert the older kit.

2

Checking my scale drawings, the new kit appears to be a complete revision of the molds, although closer examination reveals that some components are merely changed, such as the outline of the wingtips. Unfortunately, they left the embossed insignia disks in the wings and fuselage, but since the aircraft was, to my knowledge anyway, used only by the Japanese, and since their markings were fairly consistent, this should prove to be a minor problem, since decals can be applied over them. The basic kit outline appears to be adequately accurate, and some new details have been added. The cockpit interior, although not up to Airfix P-51D or Hasegawa standards, is nevertheless an improvement over earlier IS kits. An engine of moderate detail is provided, and the propeller looks nice. A fairly detailed instrument panel was also redone, and all in all, it is a decided improvement over the older kit. One major improvement is the absence of the bomb bay doors, which, on the old kit, could be left open---in fact should be left open, since they did not look right when closed.

I don't know what the local price on the L/S Judy kits will be, but I would suspect between \$1.00 and \$1.50. This one cost 35¢ in Japan.

A new line of 1/72 scale armor has recently arrived locally. These are produced by E.S.C.I., an Italian firm. It was a case of flooding the market, since a total of seven new kits were released at one time. Two of the kits that I obtained from Longman's were duplicates of other kit issues, the Hanomag Sd. Kfz. 251/1 and the Hetzer. But the other five were entirely new, and now make the need for conversions unnecessary. The kits include:

Tank, Pz.Kpfw. II Ausf. F	SP-ATG Marder III
Tank, Pz.Kpfw. III Ausf. M	Tank Destroyer Hetzer
Self Prop. 105 mm Howitzer Wespe	SP-155 Howitzer Hummel
Halftrack, Sd.Kfz. 251/1	

I've built two of these, and they are very nice kits. Assembly is straightforward, with minimal flash. The tracks, however, and a little stiff, and the vehicles look realistic on y when heavily loaded. I filled my Pz.Kpfw. II with BB's, and it looks nice, provided, of course, that you don't rattle it. Then it sounds funny. They are worth buying, though.

Perhaps the best of the new releases in 1/72 scale aircraft is the Italaeri Junkers JU-188. If anything, it is better than their previous releases. It is accurate, easy to assemble, and well detailed. The instructions are a little difficult to decode at times, but with decent reference material, it is not difficult to construct a magnificent model of the JU-188. Parts are included for two versions, the Jumo and BMW-powered types. The castings are extremely well done, and the cockpit detail, which is visible because of the large amount of glass in that section, is very nice. I did find it difficult, however, to find out exactly where the instrument panel should go, as the drawing leaves a little to be desired on this point.

All in all, the Italaeri, even at around six bucks, it to be highly recommended. And there is an added bonus. If the cockpit area is chopped off, and the wingtips are modified slightly, you will have a beautiful Junkers JU-88G. By adding fuselage sections, some of the long fuselage versions can be made. This aircraft has a lot of developmental potential.

Incidentally, Matchbox is reputed to have a JU-188 on the market. I don't have one yet, but it may be as useful at the Italaeri version, and is probably a lot cheaper.

The French Heller firm has not been standing by idly while other firms get out the kits. I've obtained their P-51D (reviewed elsewhere), the ME-262B-1/U1 night fighter, and the ME-109E. They also have a P-47N that has been out for some time. All of these are nicely molded, and the ME-109E looks especially nice, certainly nicer than the Matchbox kit, but at double the price, I don't know how many I'll buy.

Two more ME-262's have been released recently, one by Matchbox depicting the ME-262A-1 fighter and fighter bomber, and the other, a much superior kit in my estimation, by JoHan, depicting ALL of the major versions. The JoHan kit has the right landing gear doors, which is nice for a change, and follows the same practice as their P-47D, with interchangeable rear fuselage sections for the single and two seat versions. The radar is usable, or it could be replaced with a scratched unit. The one thing missing is the fuel tanks, which the two seaters often carried. Bombs are provided, but these don't look right on a night fighter.

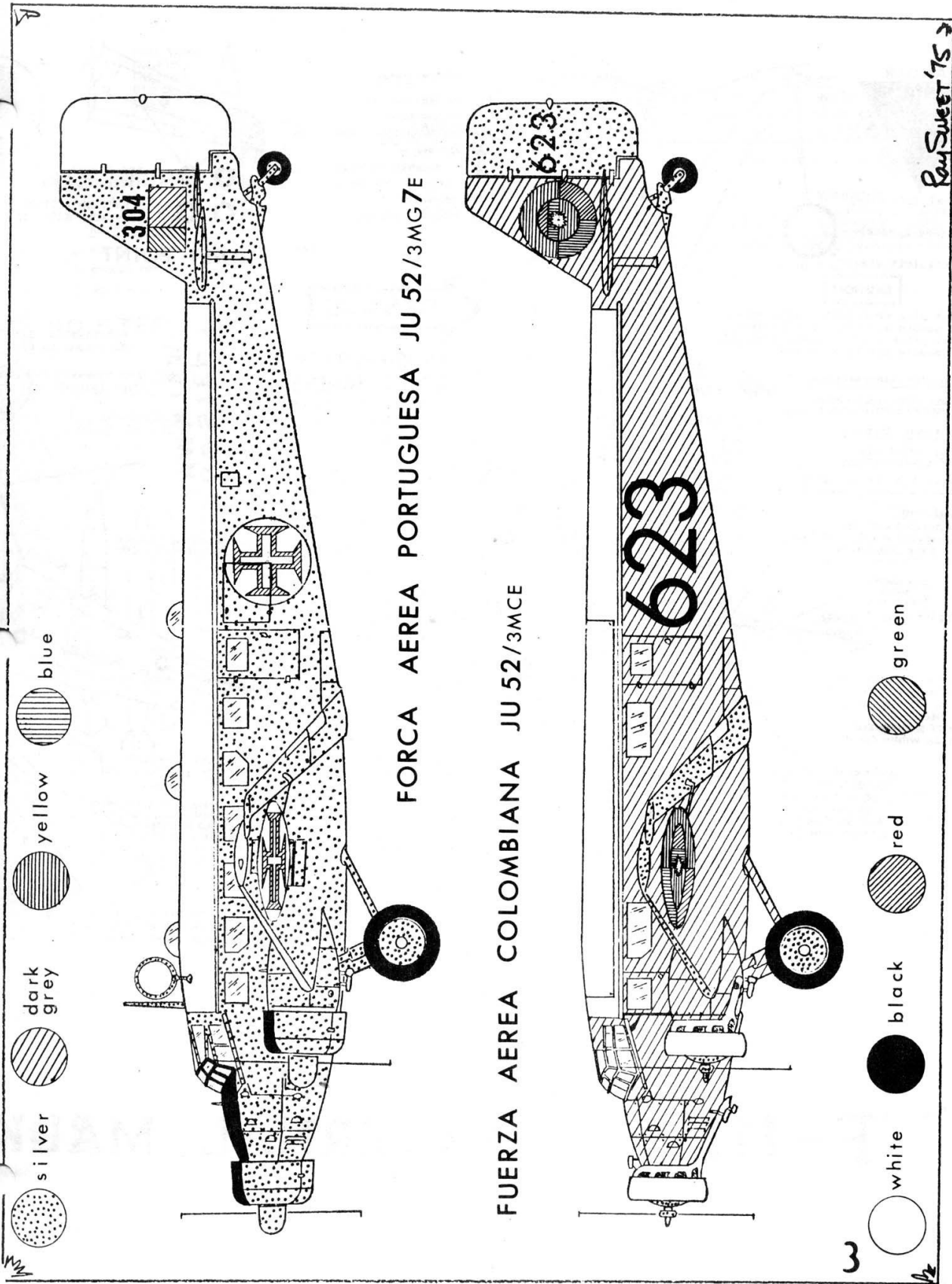
### KIT REVIEWS: THE P-51D'S HAVE ARRIVED, EN MASSE.

B. BAKER

How long have we been hacking away at old Lindberg and Airfix P-51D's, trying to get an acceptable model and later filling off the rear fuselage of a Monogram P-51B with the same goal, only to be frustrated, finally saying, "Aw, to Hell with it. I'll build another FW-190 instead." Well, the time has come, and when it rains here, we get flooded, especially when THREE P-51D's appear at the same time, following a FOURTH, the Matchbox kit, which looked good for a while.

# WHERE WE WERE

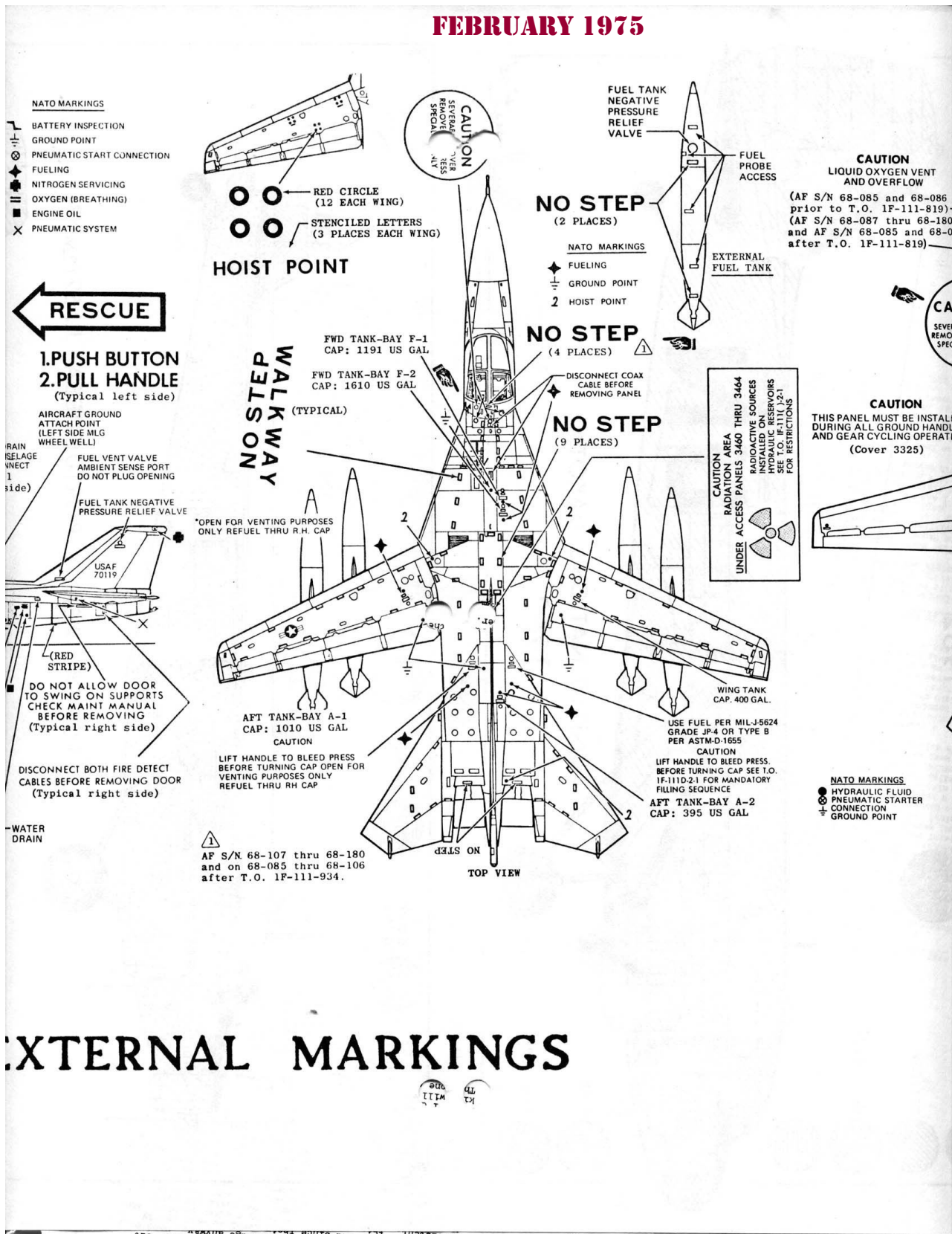
FEBRUARY 1975





# WHERE WE WERE

## FEBRUARY 1975

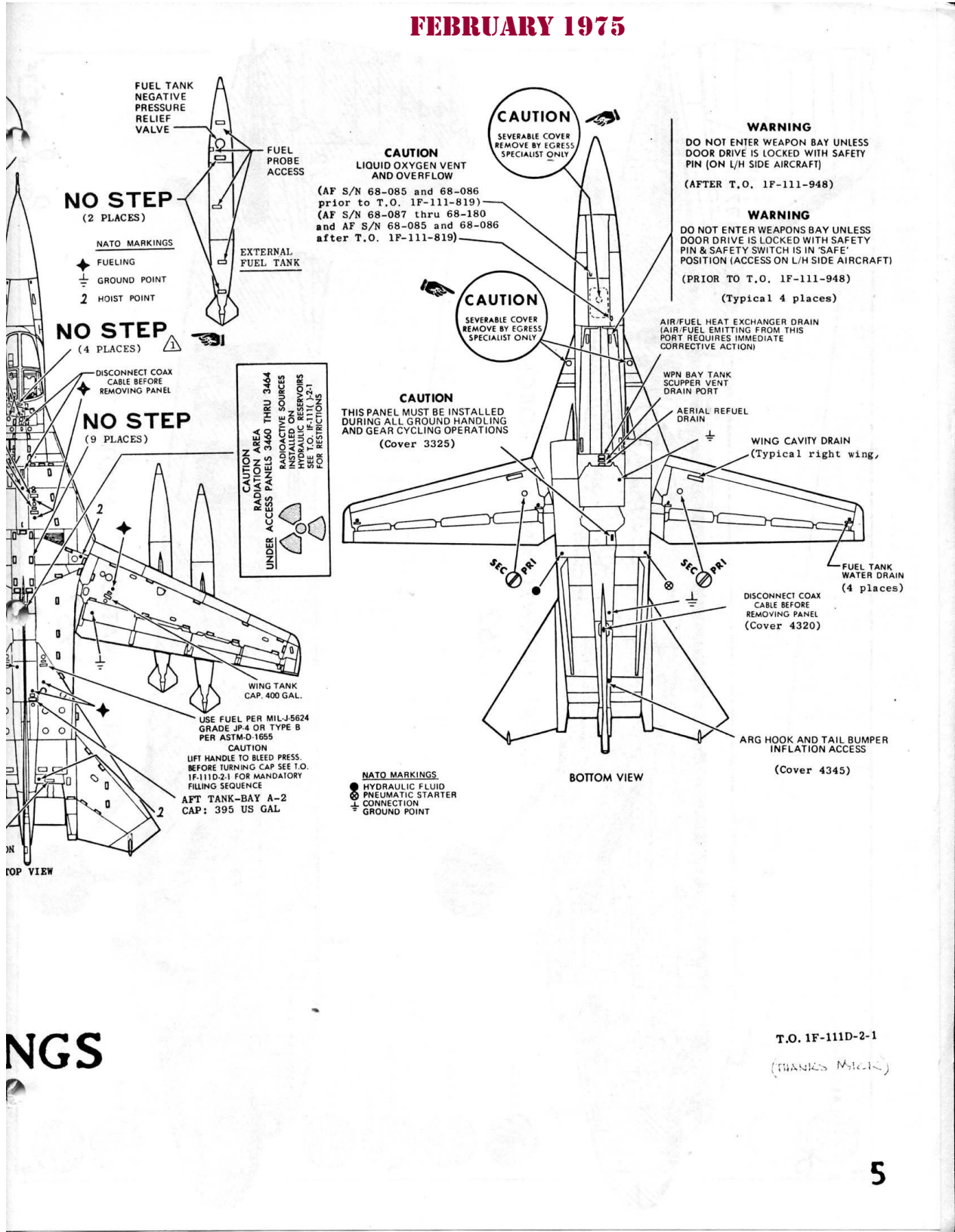


# EXTERNAL MARKINGS

TOP VIEW

# WHERE WE WERE

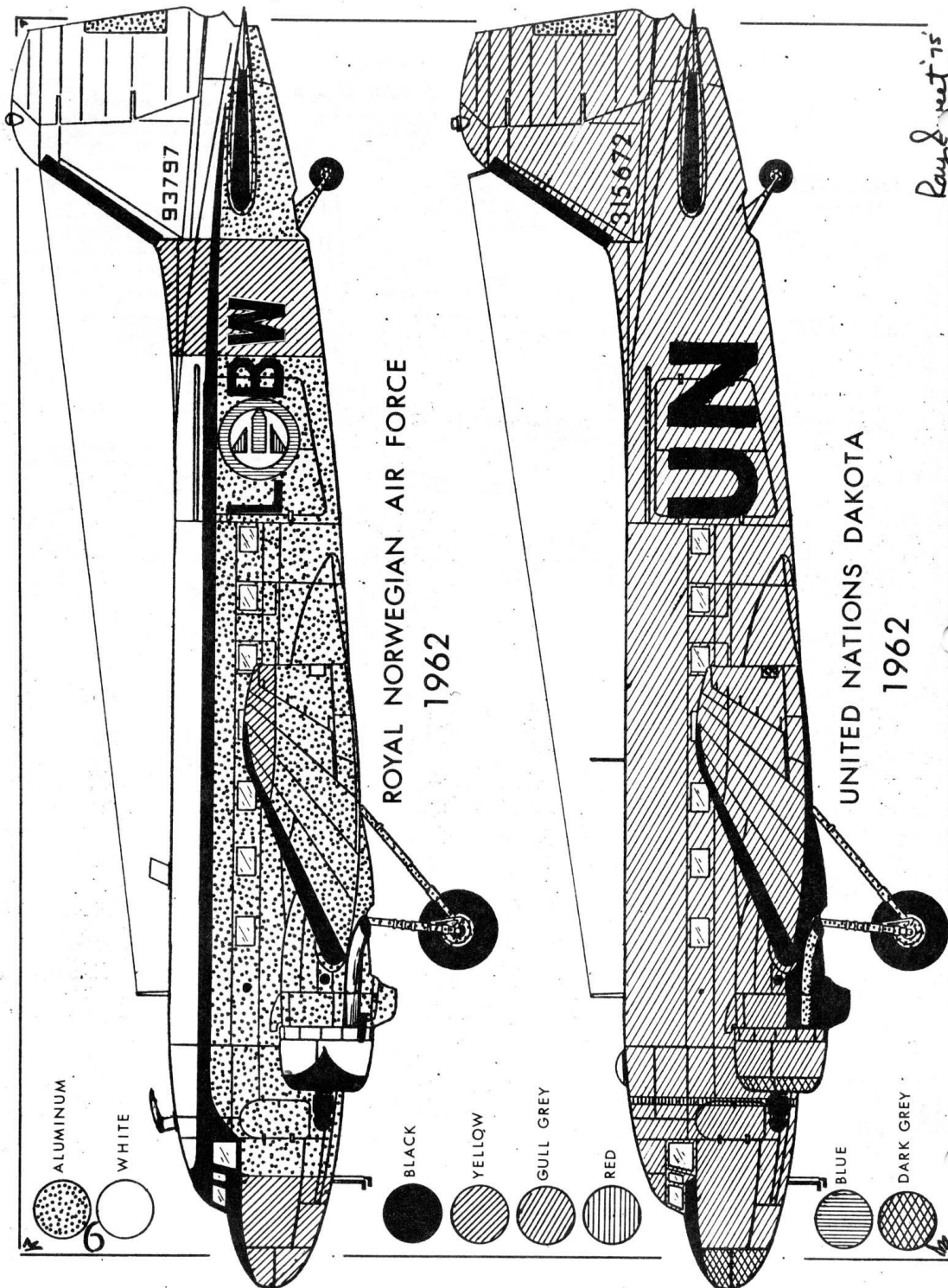
## FEBRUARY 1975



NGS

# WHERE WE WERE

FEBRUARY 1975



# WHERE WE WERE

FEBRUARY 1975

Last summer, the Matchbox kit appeared. It was reasonably accurate in outline, but was not up to their earlier quality. At the same time rumors were circulating of the Hasegawa and Airfix kits, so most of us bought several, built one or two, and sat back in anxious anticipation. Then the storm broke.

Heller's P-51D arrived first, quite unexpectedly. Aside from heavy rivet detailing, it looks good, although I haven't had it out of the box more than three times. It is cast in their usual light grey plastic, and has several advantages. The Heller kit has the extended fin of later model P-51D's as an add-on feature rather than as something you have to hack off if you want to do the early version. Also, two different types of underwing tanks are provided, as well as two different canopies. Looking at this one again, I'm tempted to try it right away to see what it looks like.

Hasegawa came next, and theirs is the best P-51D I have built. They did just about everything right on this one. It even looks exceptional when sitting on the ground. They captured the "spirit" of the aircraft very well. At \$1.75 locally, they are expensive, but they are excellent kits and should remain the standard for many years to come. The kit comes equipped with two different canopies.

The Airfix came last, but certainly not least. The only fault I can find on this kit is in the rivet detail, since these aircraft were flush riveted, and most kits have to include bumps so it looks like it has some surface detail. The Airfix kit, while having only one canopy, has TWO props--one for the P-51D and one for the P-51K, which differed only in the prop. The cockpit detail is nothing short of sensational for a 1/72 scale kit. The insides of the cockpit walls have paneling and junk crammed into the space similar to the real airplane. You can build this one with the canopy open with no apprehensions whatsoever. Also, the tailwheel looks accurate, and a postwar version, without tailwheel doors, would be no problem. Get this one. Squadron shop has them on sale until the end of this month, if you can order in time.

MUSTANG AT WAR  
Rodger A. Freeman  
Doubleday, \$10.00

C.K.Krause

If you're reading this it's pretty certain you have a book about Mustangs in your library; or several; or a helluva lot. Lets face it in many cases if you have nothing better to do you write a book about the Mustang. So what makes this worth springing 10 bucks for?

Rodger A. Freeman is the gent who wrote *The Mighty Eighth*, certainly a definitive work, and really the reason I sprung my 10. This is a spinoff from the 8th (could make a nice series) and traces the P-51 from its inception up to and slightly beyond Korea. The Allison engine versions are given more coverage than usual, and new to me was someone saying it was a pretty good airplane, used in frontline service up to the end of WWII. Author Freeman tells this tale and the rest in an informative, readable style. Several chapters are written by people with special knowledge of portions of the Mustang's career.

What does make this book worth considering are the photos, most of them new and some even in color. To top it off they are printed nice and large so you can see what they are. My favorite is a slightly soft one of ZM:G, the P-51C of the 12th Tac. Rec. Sq. reputed to have shot down the last aircraft in WWII Europe, a FW-190 over the Danube at 20:00 on May 8, 1945. (don't feel bad for the 190 jockey 'cause he was trying to do the same thing to Lt. Robert Little flying our '51).

Not the epic of *The Mighty Eighth*, but a nice book if you're interested in Mustangs and want some more good pictures.

P.S. I mentioned above that this would make a good series, and I guess it is. I stopped at VAL'S and bought TYPHOON AND TEMPEST AT WAR (Ian Allen, \$11.50), by Arthur Reed & Roland Beamont, who incidentally is the same Roland Beamont who's markings Revell used on their 32nd scale Typhoon.

Other than a lack of color photos the comments of MUSTANG apply, and since this is not a well covered pair of aircraft this book becomes an even more welcome addition to my bookshelves

I hope there will (are?) more.

KIT REVIEW: THE MATCHBOX JU-188

B. R. BAKER

This is being inserted into D/P immediately prior to the trip to the printers, so it supersedes the previous statement on the Matchbox JU-188. I obtained two yesterday, and the results are truly amazing. First of all, if you want a JU-188 kit, use the Italaeri version. But all is not lost. Even though the kit has a number of serious faults most of which could be corrected with a gargantuan amount of effort, the kit does have its good points, and it is well worth getting several, especially at the much lower price than the Italaeri kit sells for.

The Matchbox kit's faults are these. Although accurate to a degree, the windows in the cockpit area are not all glassed in. Some are just indented into the plastic, and it would take a true artisan to chop away the plastic and insert clear plastic to simulate the plexiglass used in the real airplane. Another problem is the engines. Only the BMW's are provided, but this is not fatal, since most of these aircraft were equipped with the BMW radial. The props are another story, however, since they are about 2 feet too short in overall diameter. I used the extra set from my Italaeri kit. What Matchbox did, an unpardonable sin in my opinion, was to use FW-190 props and front cowling assemblies, with a new cowling ring. This cuts costs, but the props are way too small. As I recall, Lindberg tried a "universal prop" on several of their really bad kits awhile back. This is OK for toys, but not for models of real aircraft.

Now to the positive side. The Matchbox JU-188 can be used for the basis of conversions to any of the JU-88 series, and is ideal for a mistel, since the forward fuselage section is nearly useless anyway. I also intend to convert at least one into a JU-388. The basics are there, and the bad parts are the ones that need changing. Furthermore, with some major surgery, the nose area could be used to make a JU-88B-0 from the Revell kit. So, all is not lost. The kit can be saved, but not as a JU-188.

THIS MONTH'S CENTERFOLDS: THE "IRON ANNIES" RAY SWEET  
COLUMBIAN AIR FORCE JU-52/3MG6 (1936)

This aircraft was operated on floats and wheels, as was used for cargo carrying. Note the top loading hatch. No door is on the right side. Windows are the same on both sides. The engines look very much like they were taken, cowl and all, from Boeing P-12E or P4B-4 fighters--even the face plates are the same. The props are two bladed, and air natural metal out to the cowl diameter, and black to the tips. Decals could be used from the AMT P-86F kit or from the Stoppel sheet on South American countries.

PORTUGUESE AIR FORCE JU-52/3MG7E

This aircraft now stands in a park at Coimbra (sic). Its original engines have been replaced, along with props, from N.A.A. Harvard spares. Doors and windows are the same on both sides. The three astrodomes suggest that the aircraft was used as a navigational trainer at some time in its career. A few of these aircraft are still reported to be in operation. Decals can be used from the Stoppel sheet, or from the Frog Blackburn Shark kit. Exhaust stacks are on the right side, like on the AT-6. Incidentally, both aircraft have had engines on wings mounted in line with longitudinal axis of the aircraft, and not facing out to the side as on German production models.



**ANNUAL ARIZONA HOBBY & CRAFT SHOW**

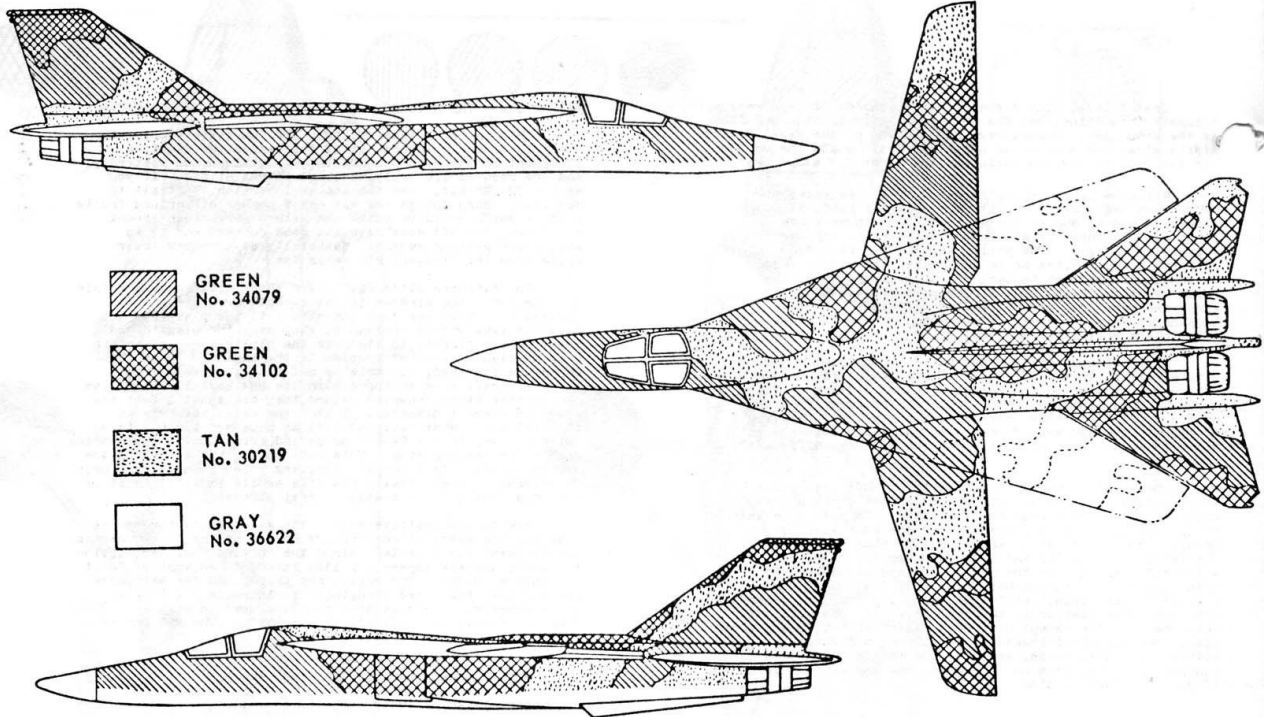
May 30 - June 1, 1975

Assembly Hall Phoenix Civic Plaza

7  
Baker 1/15/75

# WHERE WE WERE

FEBRUARY 1975



F-111 Aircraft Camouflage Pattern.

T.O. 1-1-4

**dirty plastic**  
 ARIZONA HISTORICAL MODELERS SOCIETY IPMS/USA  
 14815 N 24th Dr. Phoenix, Az. 85203

This is the number of your  
 LAST ISSUE - - - -



PRINTED MATTER  
 3rd. Class

# Membership

**For only \$1 a month you get all of this**

- . Monthly club newsletter**
- . Discounted club T-shirts**
- . Modelzona**
- . Monthly Raffle Prizes**
- . Monthly contest awards**
- . Annual club Awards party**
- . And more**

**Remember you have to be **in good standing**, to enter and win competitions, get a copy of the monthly newsletter sent directly to your email, and vote for anything that the club brings to the table.**

**So Make sure to see Treasurer, “Bill Dunkle”, at the club meeting to sign up for membership**

## 2026 CLUB MEETING CALENDAR

All meetings held at American Legion Post #1, 364 N. 7th Ave., Phoenix, AZ 85003

### JANUARY 2026

Tuesday 6th 7pm  
Seminar/Speaker:

B&B Session 17th

### JULY 2026

Tuesday 7th, 7pm  
Seminar/Speaker:

B&B Session 18th

### FEBRUARY 2026

Tuesday 3rd 7pm  
Seminar/Speaker:

B&B Session 21st

### AUGUST 2026

Tuesday 4th 7pm  
Event : **Club Swapmeet**

B&B Session 15th

### MARCH 2026

Tuesday 3rd, 7pm  
Seminar/Speaker: 3 British airfields  
(History and exhibits)/Lyn Gorton

B&B Session 21st

### SEPTEMBER 2026

Tuesday 1st 7pm  
Seminar/Speaker:

B&B Session 19th

### APRIL 2026

Tuesday 7th 7pm  
Seminar/Speaker:

B&B Session 18th

### OCTOBER 2026

Tuesday 6th 7pm  
Seminar/Speaker:

B&B Session 17th

### MAY 2026

Tuesday 5th, 7pm  
Seminar/Speaker:

B&B Session 16th

### NOVEMBER 2026

Tuesday 3rd 7pm  
Seminar/Speaker:

B&B Session 21st

### JUNE 2026

Tuesday 2nd 7pm  
Seminar/Speaker:

B&B Session 20th

### DECEMBER 2026

Tuesday 1st 7pm  
Event: **White Elephant**



# February Raffle

Tickets are \$1 or six for \$5.

Item A: 1/48 Hobby Boss British Fleet Air Arm Avenger Mk-I



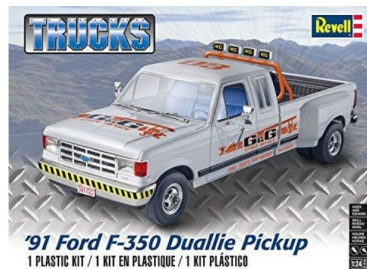
Item B: 1/72 Hasegawa S-3B Viking




Item C: 1/72 Italeri M-113 A1 Armored Personnel Carrier



Item D: 1/24 Revell '91 Ford F-350 Duallie Pickup



Item E: 1/300 Lindberg Monitor & Merrimac




Item F: New From Hobby Depot: 1/72 Arma Hobby P-51K Mustang



Item G: New From Hobby Depot: 1/25 AMT 2021 Dodge Charger Hellcat



# UPCOMING EVENTS



## IPMS Phoenix / Craig Hewitt Chapter

The club meets at 7pm on the first Tuesday of each month at the American Legion Post #1 in Phoenix. Check the club website at [www.ipms-phoenix.com](http://www.ipms-phoenix.com) for more meeting info.

### **American Legion Post #1**

364 N. 7th Ave.  
Phoenix, AZ 85003

The post is located South of I-10 just a few blocks North of Van Buren. Look for the huge American flag.

### 2026 Chapter Officers

- President..... Kevin Henthorn.....[kdhpolarbear@yahoo.com](mailto:kdhpolarbear@yahoo.com)
- Vice President..... Scott Reigel.....<http://www.ipms-phoenix.com/>
- Secretary ..... Hal Sanguinetti.....<http://www.ipms-phoenix.com/>
- Treasurer ..... Bill Dunkle.....<http://www.ipms-phoenix.com/>
- Member At Large.....Hal Sanguinetti.....<http://www.ipms-phoenix.com/>
- Membership Chair.....Lyn Gorton.....<http://www.ipms-phoenix.com/>
- Webmaster..... Michael Ronnau.....<http://www.ipms-phoenix.com/>
- Newsletter Editor ..... Lyn Gorton .....[lyngorton@hotmail.com](mailto:lyngorton@hotmail.com)

## Useful Links

Bjorn Jacobsen—Aircraft Dioramas	<a href="http://www.dioramas-and-models.com">www.dioramas-and-models.com</a>
Plasmo—good visual instructions on “You Tube”	just search for plasmo
Trumpeter replacement parts	<a href="mailto:Joanna@trumpeter-china.com">Joanna@trumpeter-china.com</a>
Special Hobby	<a href="http://www.specialhobby.Ev/contact">www.specialhobby.Ev/contact</a>
Tamiya—US	<a href="mailto:support@Tamiya.com">support@Tamiya.com</a>
<a href="mailto:MRCsupport@modelrectifier.com">MRCsupport@modelrectifier.com</a>	
Rivet detail and schematic drawings	<a href="http://www.airwar.ru">www.airwar.ru</a>
Fine Scale modeling techniques	<a href="http://paulbudzik.com">http://paulbudzik.com</a>
“How to “Videos	<a href="http://Youtube.com/Andyshobbyheadquarters">Youtube.com/Andyshobbyheadquarters</a>
Online magazine for all things avionic	<a href="http://www.wingleadermagazine.co.uk">www.wingleadermagazine.co.uk</a>
Sky Harbor Informational site	<a href="http://www.visitingphx.com/index.html">http://www.visitingphx.com/index.html</a>
Military Colors And Camouflage	<a href="http://www.theworldwars.net/resources/">http://www.theworldwars.net/resources/</a>
Info on Aircraft Tyres	<a href="https://www.jupitor.co.jp/pdf/michelin_aircraft.pdf">https://www.jupitor.co.jp/pdf/michelin_aircraft.pdf</a>
Spare parts for Airfix	<a href="http://support.airfix.com/hc/en-gb/articles/360019394159-Spare-Parts">support.airfix.com/hc/en-gb/articles/360019394159-Spare-Parts</a>
Video tour of USAF Museum in Ohio	<a href="https://aerodynamicmedia.com/usaf-museum-storage-video/">https://aerodynamicmedia.com/usaf-museum-storage-video/</a>
New digital magazine	<a href="http://www.phoenixscalepublications.co.uk">www.phoenixscalepublications.co.uk</a>
Swiss page covering aviation.	
Wide range of military subjects, airshows, color profiles, etc.	<a href="http://WINGS-AVIATION">WINGS-AVIATION</a> , <a href="http://www.wings-aviation.ch">www.wings-aviation.ch</a> .
WW2 Video reference Site –Lots of Documentary DVD	<a href="http://www.victoryfilms.us">www.victoryfilms.us</a>
Aircraft Colors and Camo US Marine Corps	<a href="https://www.theworldwars.net/resources/file.php?r=camo_usmc#helotps">https://www.theworldwars.net/resources/file.php?r=camo_usmc#helotps</a>
USAF National Museum Dayton Website	<a href="http://www.nationalmuseum.af.mil">www.nationalmuseum.af.mil</a>

If you have a good reference site let me have a brief description and a web address and we will keep this list as a reference.


## Join the IPMS/USA!

\$30 annual membership includes a one year subscription to the IPMS Journal. Visit [www.ipmsusa.org](http://www.ipmsusa.org) to download a membership form. Or you can write to:

IPMS/USA PO Box 45235  
Omaha  
NE 68145-0235



Membership so gives you access to the online Discussion Forum, where you can exchange ideas and information with other members of IPMS.



## CONTENT NEEDED!!!!

The Corsair needs your help! To keep this newsletter filled with all the great content, I need your help with content. Here are some useful items that I can use to put together future issues each month:

- Kit reviews/In-box reviews
- Website links
- Modeling related articles
- Commentary and featured columns
- Neat, strange or otherwise shareable pictures
- Book reviews
- Trip and vacation write-ups


Anything you have can be used. Don't hesitate. Even a few paragraphs are great.



# SUPPORT YOUR LOCAL HOBBY SHOP!



**RIGHT STUFF,  
RIGHT PRICE**  
[www.thehobbydepot.com](http://www.thehobbydepot.com)  
109 E.Southern Ave.  
Tempe, AZ 85282  
(480) 968-1880



**WAR BOOKS**  
AND HOBBIES  
KEITH PEIPER, MANAGER  
(480) 994-2263  
AVALON\_WAR\_BOOKS@YAHOO.COM  
**WE BUY COLLECTIONS**



**Rhino's  
Hobby Tools  
& More**  
Michael Ronnau  
cactus\_rhino@cox.net  
f Rhino's Hobby Tools & More



Space modeling reference books  
by Mike Mackowski.  
[www.spaceinminiature.com](http://www.spaceinminiature.com)

[www.airline-hobby.com](http://www.airline-hobby.com)  
Your One Stop Source for  
Scale Model Airliner Kits, Decals,  
Diecasts and Accessories




**THE MAD MEATBALL**  
**MIKE CHOLEWA 602-944-4096**  
"DEALER IN PRE-OWNED PLASTIC"  
12629 NORTH 21ST DRIVE PHOENIX, AZ 85029

**HOBBY BENCH**  
4240 W. Bell Rd.  
NE corner  
43rd Ave. & Bell  
**602-995-1755 602-547-1828**



**Scott Cohen**  
Marketing, Finance, Product Development,  
Supply Chain, Inventory & QC/QA  
Post Office Box 74524  
Phoenix, AZ, 85087-4524  
tru.colorpaint1@yahoo.com  
**Tru-Color Paint**  
Model Railroad, Automobile,  
and Building Paint  
Sales: (714) 488-9779  
Info: (623) 551-2548  
[www.trucolorpaint.com](http://www.trucolorpaint.com)



**ANDY'S HOBBY  
HEADQUARTERS**  
15224 N. 59th Avenue, Suite 12  
Glendale, AZ, 85306  
tel. (602) 439-1456

# SUPPORT YOUR LOCAL HOBBY SHOP!




## DESERT SCALE CLASSIC

Model Car Championship

Second Saturday, Every April  
Phoenix, Arizona

dsc-hq@cox.net  
DesertScaleClassic.org



3D Printed Details

[www.WhiteTanksHobbies.com](http://www.WhiteTanksHobbies.com)

## *Bitchin* Bases



### 1/48 and 1/32 Scale Aircraft Display Bases for the Discerning Modeler

Laser engraved acrylic, accurate, detailed, durable, paintable and weatherable

US and Japanese WWII carrier decks, modern US carrier decks, and modern US and Russian jet parking bases.

**By a modeler for all modelers**

Contact Scott Germain at [LightAndLift@gmail.com](mailto:LightAndLift@gmail.com)  
Search "B-Bases" on Facebook