



THE CORSAIR

IPMS Phoenix / Craig Hewitt Chapter

Presidents Message

Hello everyone,

I hope you all have had a wonderful holiday season as I have. For Christmas I received a couple of figures to assemble and paint along with some books and reference material.

Modelzona is here and by now you will have gotten another message or two about it in this, and the previous Corsairs. I am looking forward to it, especially to the change of location. The El Zaribah Shrine Auditorium has a lot going for it:

- It is large enough for us to have everything in a single room.
- The room is well lit.
- The Auditorium is more centrally located.
- Set up and take down will be much easier for our membership volunteers.
- There is food and beverages on-site, replacing any food trucks. (In fact, there is no outside food allowed.)

I would also like to reiterate the need for volunteers. The whole affair will be much more pleasant and successful if we have enough people helping throughout the day. I plan to help with whatever task is needed.

The raffle at Modelzona should be spectacular this year. We have a lot of nice special items to raffle off, including an Iwata air-brush and Iwata compressor. In addition, the raffle will include over 120 models in ten categories and a few books. I hope to see everyone there.

I have no seminars or presentations on the schedule for 2025 currently. If you have a presentation or seminar that you would like to give, please let me know. For the February meeting, I plan to bring in some of my figures, paints, and tools to show how I have been painting and shading my figures without having to mix any paints.

That is all I have for this month.

Kevin

kdhenthorn@aol.com

Corsair Stop Press Dates 2025

January	27th
February	23rd
March	23rd
April	20th
May	25th
June	22nd
July	27th
August	24th
September	21st
October	26th
November	23rd
December	21st

THIS ISSUE

January Raffle Winners.....	2
Letter Of Thanks.....	4
Modelzona reminder	5
Club Dues Info.....	6
Awards Dinner.....	7
Club Contest Themes.....	12
Editors Corner.....	13
Where We Were.....	14
Club Meeting Calendar.....	23
Raffle Update.....	24
Upcoming Events.....	25
Website References	26

January Raffle Winners



January Raffle Winners



Letter Of Thanks

The Craig Hewitt Chapter
International Plastic Modelers' Society

12/24/2024

Dear Members,

Some time ago, one of our volunteers came to visit your club meeting and request help from your membership. A long-time scale modeler himself, Scott Germain took it upon himself to found, coordinate, and curate our collection of 1/48 aircraft models. We had a specific purpose in mind.

As you may remember, the Wings of Flight Foundation is based at Falcon Field in Mesa, Arizona. We keep the history and memory alive of the 4th British Flying Training School, which was the reason Falcon came to be in 1941. We are a 501.(c)3 non-profit educational organization, and our collection of warbird and vintage aircraft helps keep those memories alive.

Just like the contributions some of your members made of scale models.

Today, we write to thank them for their generosity, talent, dedication, and skill. Their donated models fill out important spaces within our collection; they tell the story of what aircraft the cadets flew in training, and the aircraft they went on to fight with.

As we pass the display cases today, we stop and appreciate their realism and accuracy. They are truly small works of art - and we can't thank you enough. We recently had our annual Christmas fundraiser, and over 300 attendees got to see the model collection. Feedback was fantastic, many people saying how the models reminded them of their childhood hobby.

So thank you. You've brought a lot of thought and education to the subject, and we want you to be recognized.

Sincerely,



Dale Churchill



Brian Churchill



Mike Doyle



Dennis Glauner



BEN
Ben York



Scott Germain

Club Modelzona Reminder

ModelZona 2045.5 Is Coming To Phoenix, Arizona!

**This weekend Friday January 31st (setup) and Saturday February 1st.
IPMS Craig Hewitt Chapter**

We are seeking club members to assist with some important upcoming events at the next ModelZona

Make N' Take

Seeking volunteers to run the Make N' Take and volunteers for shifts at the make n' take tables. Email or call if you can help.

ModelZona Setup

**El Zaribah Shrine Auditorium 552 North 40th Street - Phoenix, AZ 85008
Friday January 31, 2025 - 12:00 Noon**

Setup and Tear-down will be much easier this year since we are paying to rent the venue.

Calling All Volunteers For – Setup for ModelZona 2024.5 will be Friday January 12:00 PM to? PM, Tables will be set up by the venue staff (we must cover with butcher paper—main contest tables only and set up our registration and signage).

If you are available Friday afternoon your help will be invaluable! Reply to me if you are available or just stop by

Calling All Photographers - to help us get photos of all the models.

If you have a digital camera I can supply you with an SD card that you can hand me back at the end of show. If you use the camera in your phone I have set up a folder in Dropbox—reply to me and I will give you access or see me at the Friday (31st) setup or early before the show on Saturday (1st).

Calling All Judges - If you have judged before please do it again. If you have not judged before this is a great time to start. Your judging team will guide you and the experience will make you a better modeler

Wendell Rogers –2025 ModelZona Chairman Tex36th@aim.com 480-797-9592

Club Dues Reminder

A reminder letter supported by our treasurer.

"Only members of Good Standing" will be eligible to receive any of the benefits associated with club membership, and we do not want you to miss out by not renewing your club subscription for 2025.

For those of you unsure about your standing you can see me at the meeting or just email me (lyngorton@hotmail.com) and I will tell you if you need to pay dues.

The easiest way to pay dues is to pay Bill with cash at the meetings. If you are unable to attend meetings Bill Dunkle will be only too glad to give you his postal address and cheque details if you want to mail in your subscription.

Bill's email address is BDUNKLE@msn.com

Awards Dinner

The Club Annual Awards dinner took place at “Chompies” on January 11th and was attended by 33 club members and partners

The Social committee arrived with plenty of time to spare and set up all the tables and seating, they also put all of the prize bags on display



Awards Dinner

The dinner was duly served and as per last year it was a very good meal which most people seemed to enjoy. There was plenty to go around and also boxes were provided for anyone who wanted to take some leftovers home



Awards Dinner

Once the meal was done we proceeded with the prizes section.

Everyone got a bag with a prize in it which they could examine.

Once all the names had been called anyone who wanted to change their bag for one of those left on the table could.

The only caveat was that you could not look in the bag you picked so you took a chance on it being a better prize. Most of the prizes were Kits and believe it or not the star prize (An Air Brush) was left on the table as nobody picked it up.


I think everyone had fun playing and nobody went away disappointed.



Awards Dinner

John Carroll had great fun making a show of revealing his prize and also picking the name out of the “Hat” for the next recipient

John has promised to actually build this one—but we will see if it turns up in the “White Elephant” in December



Awards Dinner

The night finished with the actual awards being handed out. Scott Reigel was the only awards winner on hand so he received his award for "Member Of The Year" from Club president Kevin Henthorn

The other recipients will be given their prizes at the next club meeting

Arjan Sansar was "Rookie of the year"

Carlos Cisneros was "Modeler of the year"

Brian Baker was awarded a special "Lifetime Achievement Award" for his dedication to the club.

If you read the "Where we Were" pages in the Corsair you will have seen that Brian was one of the original club members back in 1972 and continues to be active to this day



It was a great night and the social committee deserves thanks for getting it all together. Get your tickets early for next year.

2025 Club Contest Themes

January: No Contest

February: Sci-Fi: (Any scale, Figure, Vehicle. including 3-D printed)

March: American Fighters WW2: **1/48 scale only** (Any American Made Fighter Aircraft flown by USA during WW2)

April: Armor: (Any scale, Any armored land vehicle. Wheel or Track driven)

May: A Day at the Races:
(Any scale vehicle used for organized racing)

June: Ships and Boats: (Any scale, Civilian or Military)

July: The British are Coming:
(Anything British; Ship, Vehicle, Figure, Airplane)

August: No Contest / Club Swap Meet

September: The Pacific:
(Any model, any scale representing the PTO and SEAC campaigns during World War II)

October: Peoples Choice: Any Model, Any scale.
(Judged and voted on by the present attendees of this monthly meeting)

November: The Great War WW1: (Any model representing WW1)

December: No Contest / Holiday White Elephant



EDITORS CORNER

BY LYN GORTON

By now you should all be geared up for Modelzona. There are plenty announcements in the air about it and I am looking forward to being in a building where we are not all crammed in. Please note that no outside food is allowed but there is a café in the building which I am led to believe is as good as or better than a food truck. I (and Laura) will be on the front desk taking your entrance money so don't forget to say hello and try to bring the right change. We do not take credit or any other card we only accept cash.

If you read the presidents note on page one you will see that we have no presentations set for 2025 .This is your opportunity to share with other club members what your passion is. As a new convert to figures I am looking forward to Kevin's presentation at the February meeting.

It is that time of year when we ask you to renew your club dues and there have been a few emails sent out as reminders. Currently we are only 66% complete and will be making roster cuts by the spring.

Once we have a true roster I will be taking names of anyone who wishes to be on the club contact list. I do this once a year so that club members can have a reference sheet as to who is interested in what and share emails. As you may appreciate this is confidential information so I ask that if you are in good standing and wish to be on the list, that you email me with your name, What your interests are (Keep it short) ,and written permission to share your email address. If you are already on the list and remain in good standing you do not have to contact me as I already have your permissions on file.

WHERE WE WERE

Dirty Plastic February 1974

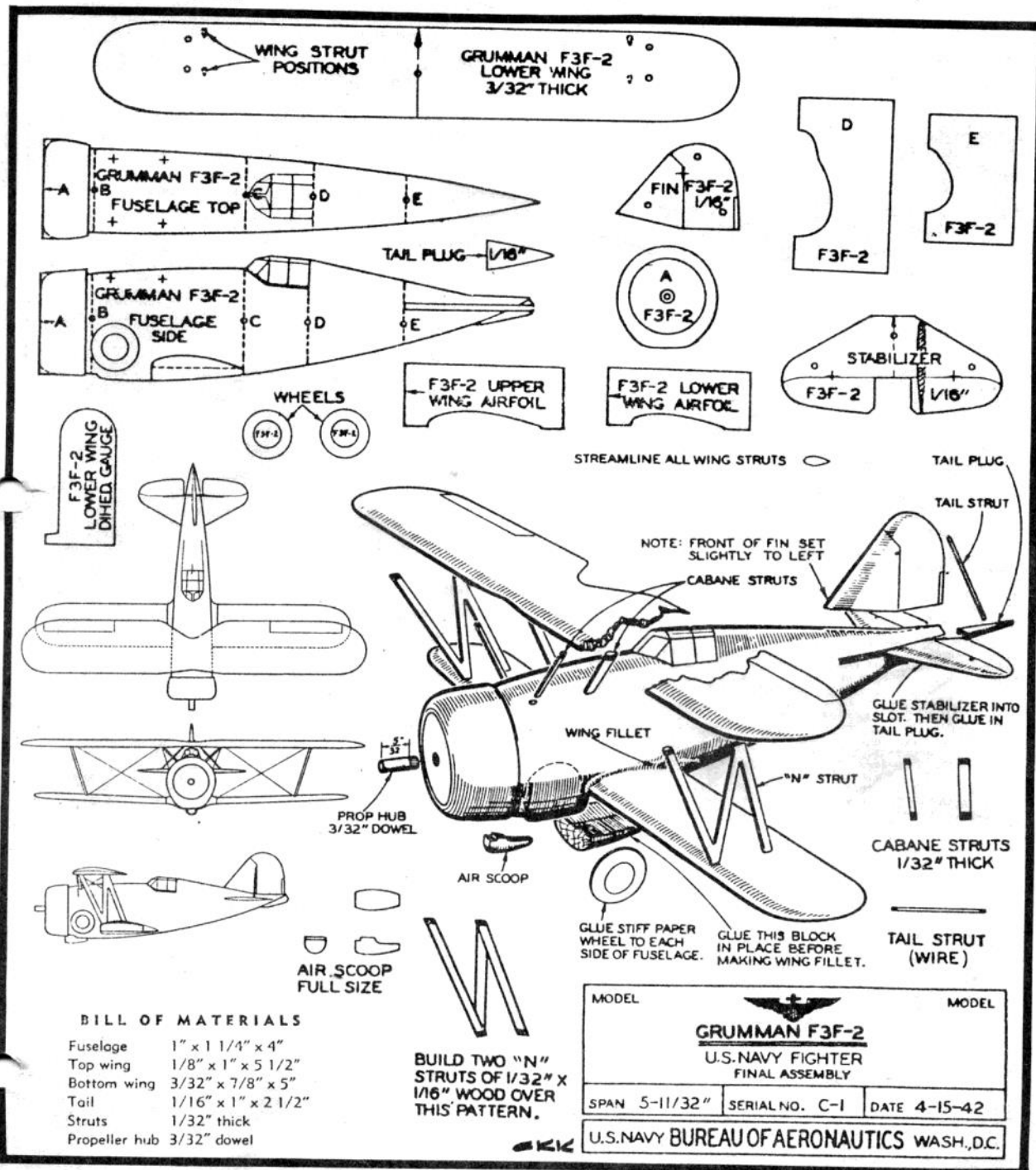
No. 32



dirty plastic

FEB, 1974

ARIZONA HISTORICAL MODELERS SOCIETY IPMS/PHOENIX



WHERE WE WERE

Dirty Plastic February 1974

DIRTY PLASTICISSUE NO. 32FEBRUARY, 1974

DIRTY PLASTIC is a publication of the ARIZONA HISTORICAL MODELERS' SOCIETY, IPMS, Phoenix. Subscriptions are \$3.00 a year. Membership dues are \$6.00 paid on an annual basis.

As this information is published for the benefit of modelers, it is not copyrighted. However, when using any information contained herein, acknowledgment is appreciated.

SUPPORTING HOBBY SHOPS:

Val's Hobby Hangar, 4840 N. 59th Ave, Phoenix. (934-6174)
Webster's Hobby Shop, 30 E. Camelback, Phoenix. (266-5343)
Longman's Hobby Craft, 49 E. Broadway, Tempe. (967-7241)

ARIZONA HISTORICAL MODELERS' SOCIETY

The Arizona Historical Modelers' Society, IPMS Phoenix, is an organization of model enthusiasts dedicated to the improvement of this activity in the Phoenix area, and to the collection and distribution of information concerning models of aircraft, ships, and vehicles, and their historical backgrounds. The AHMS is entirely an amateur organization, and all members and officers serve without pay, frequently at their own expense.

Officers of the AHMS are:

President: Brian R. Baker, #3, 4430 N. 28th Street,
Phoenix, Arizona, 956-1518.
Secretary-Treasurer: Charles K. Krause, Jr., 2033 N.
11th Ave., Phoenix, Az. 253-5430
(ALL CORRESPONDANCE SHOULD BE SENT TO
THIS ADDRESS.)

MEETINGS:

Social: Tuesday, February 26, 1974, 7:30 pm.
Ray Sweet's, 6609 W. Missouri Ave., Glendale.
(1/2 mile north of Camelback. Turn north on
59th Ave, west on Missouri.) (Phone: 846-8272)

Business: Tuesday, March 5, 1974, 7:30 pm.
Brian Baker's, #3, 4430 N. 28th St., Phoenix.
(Phone: 956-1518)

Social: Tuesday, March 19, 1974, 7:30 pm.
Marshall Beaubian's, 1830 E. Alameda Drive,
Tempe. (966-2808) (Alameda Drive is just
South of Broadway, several miles east of
Mill Ave.)

Business: Tuesday, April 2, 1974, 7:30 pm.
Brian Baker's, #3, 4430 N. 28th St., Phoenix.

THE PRESIDENT'S PAGE

BRIAN R. BAKER

This has been the month of watching and waiting. There is some new stuff out, and some of us have managed to obtain some of the new issues, but there is a lot more out which has not yet reached the "outback," as the Australians say. Nevertheless, we continue, hoping that someday, somebody will come out with that fabled BT-13 in 1/72nd. . .

The Revell Helen is now out, and the copy I received from Japan looks every bit as good as the Frances. Both are Japanese twin engined bombers, and have good detail. The Francis is the smaller of the two, and I've seen it built up, although I cannot vouch for it myself. The Helen looks like a challenge, and with the information available, it should provide a colorful addition to any model display case.

The Hasegawa Beechcraft T-34 "Mentor" is also available now, and I've seen them in several stores. At first glance, it seems highly priced at \$2.00, but this is partially offset by the addition of a small but highly detailed aircraft-tug, the kind of tractor that they use to pull these things around on the ground. On the whole, it looks like it is a worthwhile investment.

Squadron lists a whole lot of new stuff in their catalog. Some interesting things are the new Hasegawa Tojo and Tony in 1/72 scale, and the JoHan ME-262 conversion. Frog also has their Swordfish and Martin Maryland listed, while the Canberra B(I)8 has been available locally for several weeks.

So much for new kits. I'm looking for an accurate set of three-view drawings for a Meyers OTW biplane. This was a civilian pilot training biplane built in Tecumseh, Michigan, during World War II. It was all metal, and several were converted to sprayers after the war. If anybody has a set of drawings, I'd appreciate a chance to copy them.

While on the subject of personal requests, I guess that one of the fringe benefits of being editor is that I get to print anything I want to. Right now, I am in the process of compiling a catalog of my civilian aircraft negatives, which I have been selling prints of for some time. I made up a list of military aircraft last year, which goes for \$1.00 with five sample 616 prints. The photos are mainly entire-plane views in black and white, and most date from 1950 on, although some are much older than that. Most of my side-view drawings that I've published in DP have been made from photos in my files. The military file listing is about 40 pages long, while the civil listing should be about twice that size. Anyone interested in the military list can write to me at P.O. Box 25211, Phoenix, Arizona, 85002, for a copy of the list. The civil list should be out in a month or so.

NEW MEETING DATES ANNOUNCED

BRIAN R. BAKER

Notice that the meeting dates for the next two months are scheduled for Tuesdays instead of Mondays. This will make it more convenient for some of us who are taking (or teaching) evening classes. If this evening does not work out, we can always drop back and punt. It does, however, give a couple of guys a chance to get there when they could not make it on Mondays.

THIS MONTH'S CENTERFOLDS

BRIAN R. BAKER

At the risk of overdoing the Luftwaffe bit, we are including more information on German aircraft, including a self-explanatory drawing showing standard Luftwaffe DF loop antenna systems. Another Heinz Jacobs original is the French NC-900, the version produced for the French Air Force. The information is included in the drawing, except for one fact that we discovered after the drawing was made: The underside of the aircraft was the standard French blue-grey, which is slightly darker than the USAAF neutral grey 43. Spinner was glossy black, and ALL roundels had the yellow surround. The topside color was a semi-gloss deep olive green, similar to the color currently used on Army vehicles. This information was in a letter to me from an English aviation historian, R. C. Jones, dated 1971.

HELL HATH NO FURY. . . BUT RAY SWEET HAS. (MORE HAWKER FURIES)

To build this series, you will need five Matchbox Fury kits and one Gladiator, as well as some oddments from the spares box. The Persian Fury only needs its nose amputated in the proper place and the Gladiator engine and cowl installed after shortening and smoothing the cowl, of course. The Norwegian Fury is a little more difficult. The basic aircraft is like the Persian, except, of course, the skis, which will have to be scratch built from card stock. The engine also needs replacement. From the few photos I have of the Panther engine, it appears to be a twin-row fourteen cylindred radial unlike any other I've seen, so the Armstrong Siddeley Panther IIIA has to be an original creation.

The Portuguese Fury is done straight from the box. Use markings from Stoppel and you have it. The Yugoslav Fury gets a little bit hairy. Cut the nose off at the panel line forward of the landing gear and turn it upside down. Then glue and green-stuff, where necessary, making sure you have the proper outline. Now take the cylinder head covers from an old Supermarine S-6 kit (if you can find one), cut them to length, and glue them on top of the cowl. The Yugoslav Fury II needs the landing gear and the underwing gun pods from the above Gladiator kit. Notice that the radiator is longer and flatter than standard. The cross section, however, is about the same as standard, though, so I combined the radiators from the Persian and this Fury--in line, then filled with green stuff and cut off 1/8" for the flatter profile. This gives you the intake and exit parts, and makes a good-looking unit. Have fun.

INDIVIDUAL FURY CONVERSIONS.

RAY SWEET

1. PERSIAN FURY Series II, c/n 220.

Bristol Mercury engine, Meherabad, Persia (Iran), 1943. Note: No crown or lion head on side. National roundel on side in spot usually occupied by crown. The sand color on top surfaces is quite dark--almost middle stone. The sides and undersides of the wings are a very light cream, nearly an off-white.

2. NORWEGIAN FURY I. c/n 401

Armstrong Siddeley Panther IIIA engine. Oslo, 1933. This aircraft was destroyed in a landing accident during 1934. The metal panels are polished aluminum (oops, aluminum, chappies) and the struts are olive green.

3. PORTUGUESE FURY I. Serial No. 50.

De-rated Rolls Royce Kestrel IIS. All silver, doped, highly polished metal panels. Numbers are black.

4. YUGOSLAV FURY I. SERIAL HP-3

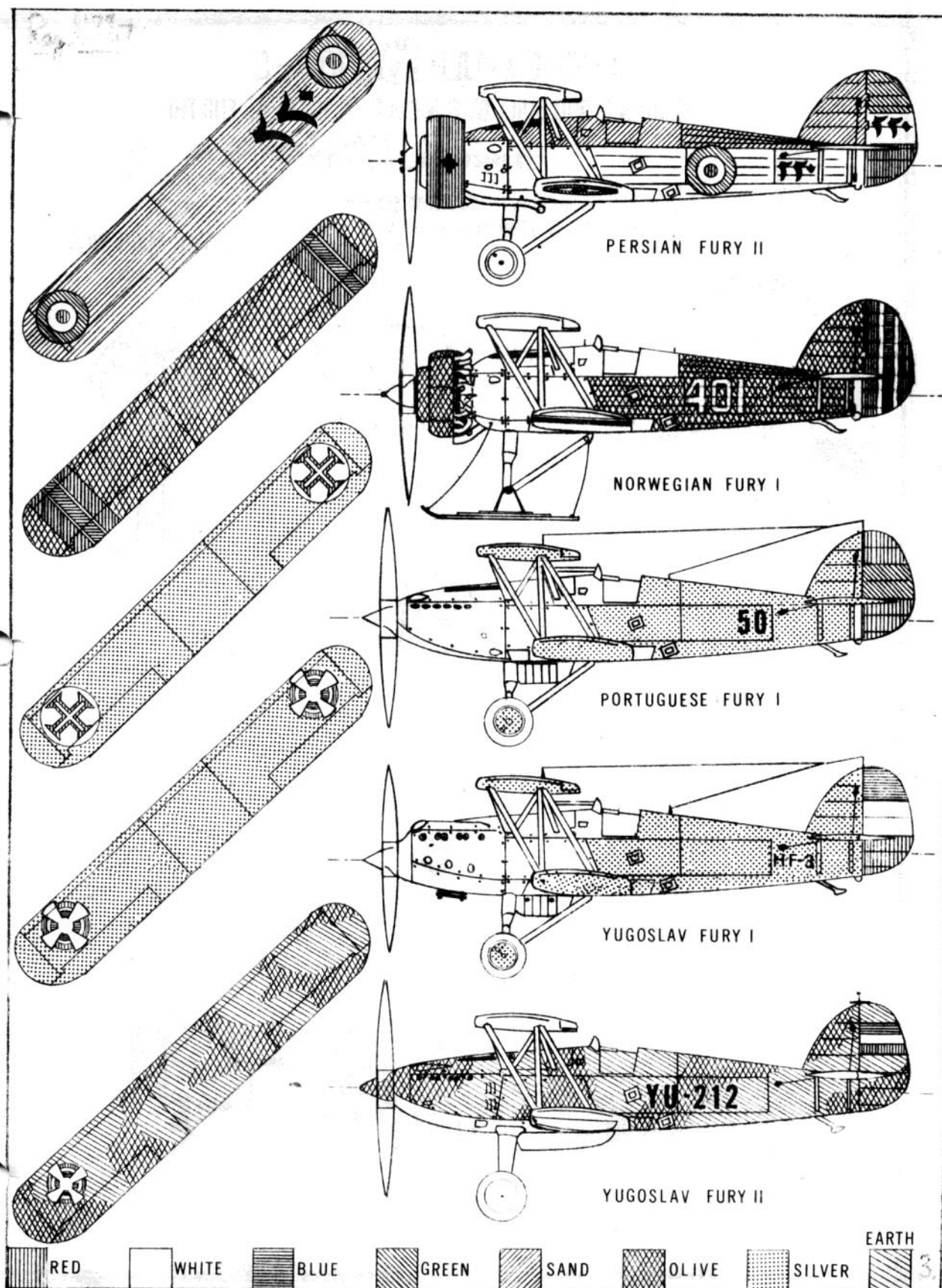
Hispano-Suiza 12 NB engine. One aircraft only was built. Performance was so bad that the engine was switched to a Kestrel and aircraft was delivered as a standard Series I aircraft. Plane was all silver, with polished metal panels. The three round marks on the lower cowl are pipes which protrude from the cowl about 3". (Intakes?)

5. YUGOSLAV FURY II. SERIAL YU-212.

Rolls Royce Kestrel XVI, 745 hp. 5th Fok, Nis, 1941. Note wing guns, cantilever undercarriage, and low drag radiator. The camouflage pattern is very soft, like a spray gun at maximum opening was used. The olive is dark and the earth color is quite light. The undersides are a very light grey. The lettering on the side is probably black, although I have seen it in red, but not on camouflage. The letters "YU" are a guess, as the photo shows only the very top of the letters over the wing, but I have seen "YU" on other aircraft in this position.

WHERE WE WERE

Dirty Plastic February 1974



WHERE WE WERE

Dirty Plastic February 1974

FOCKE WULF FW190A-8


NORD N.C. 900 BUILT BY S.N.C.A.C. IN 1944-45 FOR THE

"Armée de l'Air"

from Photos by BRIAN R. BAKER _____

Drawn to 72nd Scale _____

COLOR CODE



DARK OLIVE GREEN

RED

BLUE

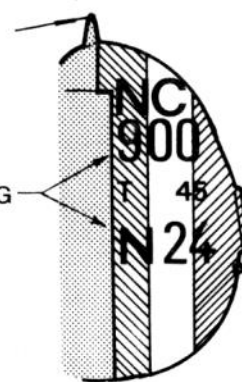
WHITE

BLACK

GREY

RUDDER MARKINGS

Not to Scale



BLACK LETTERING

THIN YELLOW OUTLINE

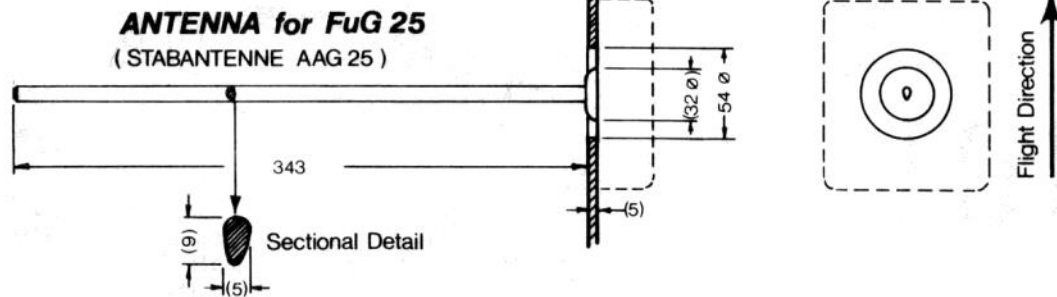
WHITE BANDS

WHERE WE WERE

Dirty Plastic February 1974

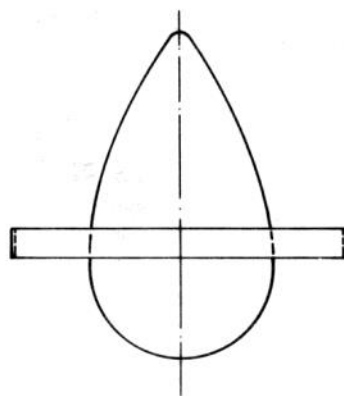
Luftwaffe Antennas

From Information received by George Hoop, IPMS / Canada



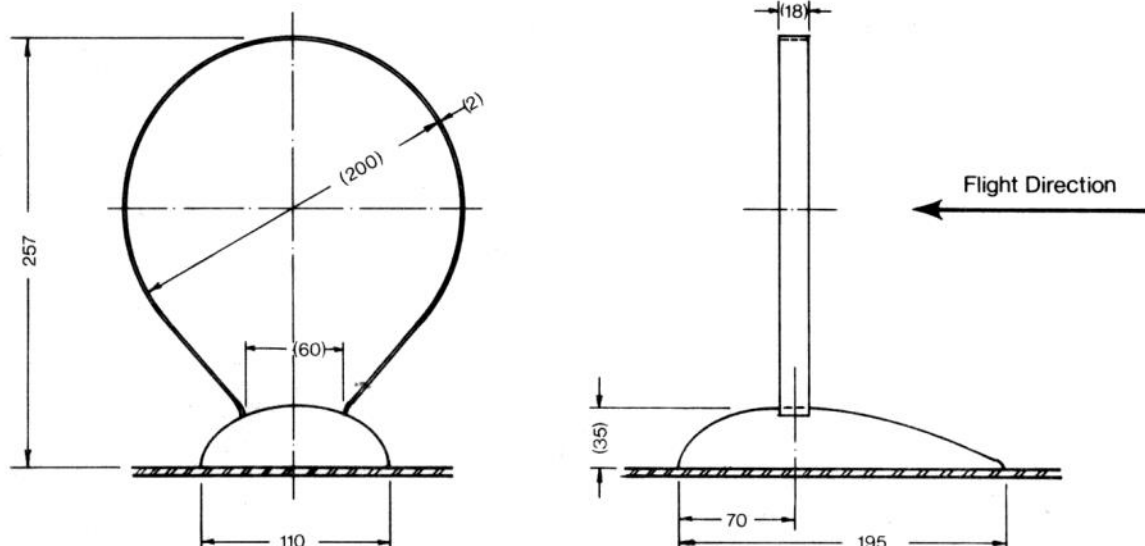
NOTES:

1. Not Drawn to Scale.
2. All Dimensions are in MM. Dimension in () are approximate.



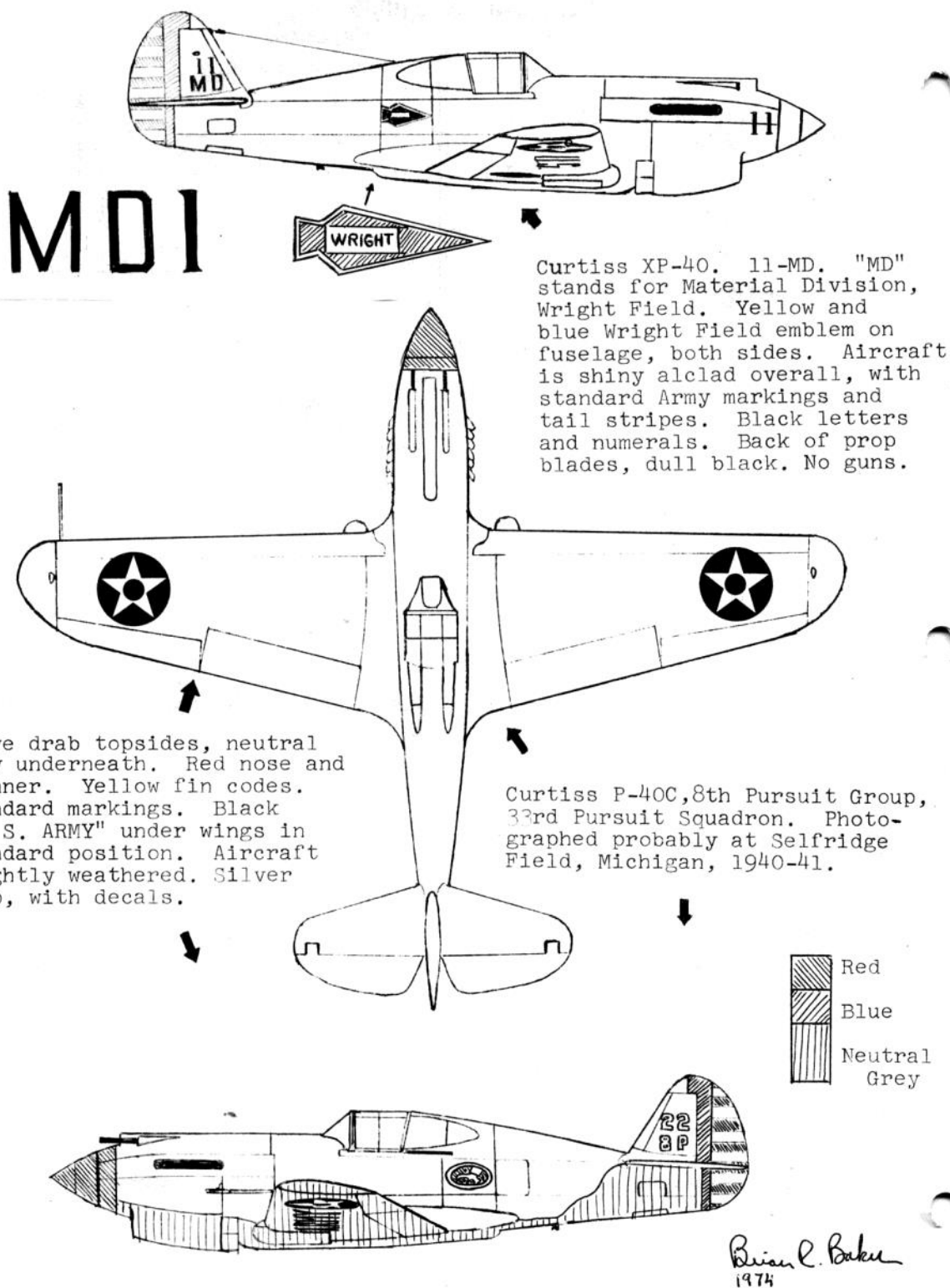
LOOP HOMING ANTENNA for FuG 16 ZY (ZIELFLUGRAHMEN PR 16)

Note: Antenna is fixed !



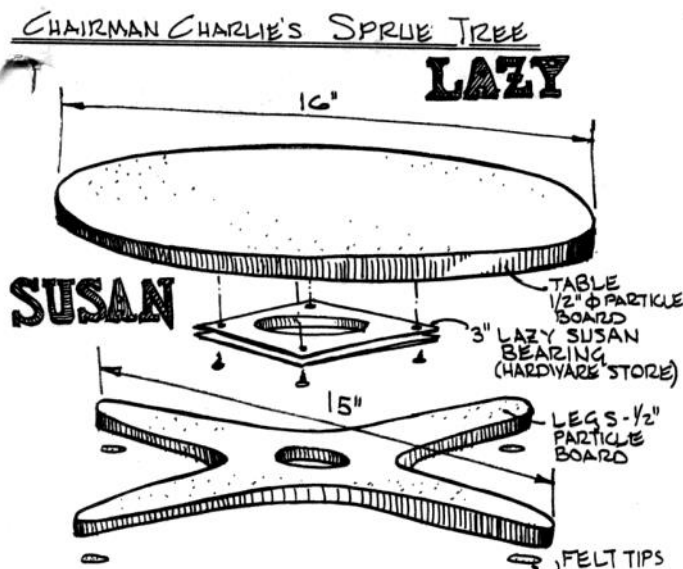
WHERE WE WERE

Dirty Plastic February 1974




WHERE WE WERE

Dirty Plastic February 1974



MARK THE TABLE CENTER & SCREW LAZY SUSAN BEARING ON BOTTOM. CUT LEGS WITH SABRE SAW & EPOXY TO LAZY SUSAN BEARING. THE CENTER HOLE ALLOWS ALIGNMENT WITH TABLE CENTER. IF YOU WANT IT TO LOOK PRETTY STAIN BEFORE ASSEMBLY.



WHEN ASSEMBLING & GLUING:

1. CHECK FOR VERTICAL WITH TRIANGLE.
2. MEASURE ONE SIDE, SWING AROUND & MEASURE OTHER.
3. SET DIHEDRAL WITH SMALL WOOD BLOCKS OR EQUAL STACKS OF COINS.

THEN SPIN AROUND & CHECK OTHER SIDE.

GLUE SETTING? - LIFT THE WHOLE THING.

PAINTING

MOVE THE MODEL AROUND WITHOUT TOUCHING.
[DON'T WANT PAINT ON SUSAN? - COVER WITH PAPER]

DISPLAY

KEEP YOUR MITTS OFF BUDDY! - JUST SWING IT AROUND NICE & GENTLE LIKE.

marks K. Kousada

FLASH! STOP PRESS!

BRIAN R. BAKER

I just received a CARE package from Squadron, which contained a few goodies, which I will review briefly. Conspicuous by their absence were a Johan ME-262 and the new Matchbox Corsair, which is supposed to be out now.

The long awaited Hasegawa Tojo and Tony arrived, and at first glance, they look like typical Hasegawa products. The outlines appear to be accurate, and the detail looks good. The Tojo has a nicely detailed engine, and both aircraft are cast in very suitable silver plastic. The panel lines are much better than recent products, since these aircraft were flush riveted, and this detail would not show in 1/72 scale. The only criticism is the fact that the TOJO must be constructed with drop tanks unless the holes are trimmed and filled in, and this would require a little work. At \$2.00 each, these are priced a little steep, but the models are excellent, and certainly up to the high standards that we have come to expect from Hasegawa.

Two new Frog products were also included, the Maryland and the Swordfish, both in 1/72 scale. Glancing inside the box of the Swordfish, the detail looks excellent, although a little heavy. The float version is provided for, and the wing struts are all in one piece, vastly simplifying the job of mounting the upper wings. Note that the lower halves of the upper wings are quite weak due to the strut fitting slot. Mine was bent slightly, but this can be rebend and glued without trouble. The engine is nicely detailed. Decals are provided for two versions, a pre-war floatplane dating to 1938, and a Swordfish used in ops against the Bismark. This one will definitely go in my "kits to build as soon as I get the ones I'm working on now done" pile.

Last but not least, the Martin Maryland arrived. It has much less surface detail than the Swordfish, but since this was a high-performance aircraft, there was less surface detail on the real article. The engine detail is good, while the cowlings look a little rough---not the sharp edges you'd expect on cow flaps. At first glance the decals look very nice, except that the RAF roundels are orange rather than red. This causes a little confusion until one realizes that the Maryland was used by the South African Air Force, and that the model depicts one of these aircraft used in the Western Desert during 1941 and 1942. Basically, this appears to be a good kit, and I'll pile it on top of the Swordfish.

OLDIES BUT GOODIES. THE AIRFIX GRUMMAN J2F "DUCK" B.R. BAKER

This kit has been out for some time, but it does offer some rather interesting conversion possibilities. Since new kit issues have been slow for a while, I decided to fill in some gaps, and a recent addition to the shelves was an old J2F that I'd had around for at least four years.

The kit is basically accurate except for the cabane struts, which are too long. These make the upper wing sit too high on the fuselage, thus pulling the lower wings up at a grotesque dihedral angle. I solved the problem by gluing the wing in place, then snipping off the bottoms of the struts with a small pair of dikes. Then the wing will sit properly, and the whole result is most pleasing.

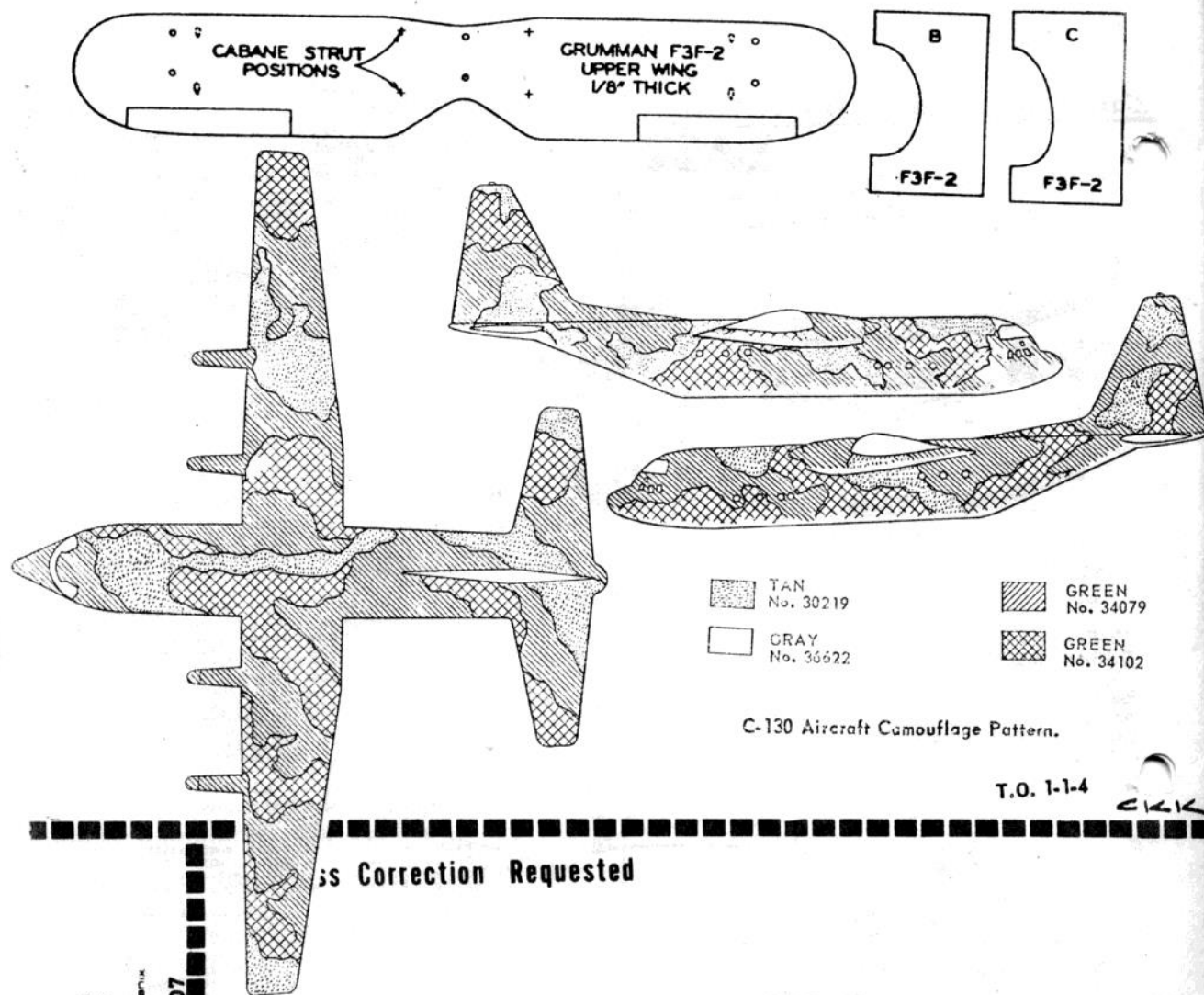
Good points to the kit include a useful interior, which, however, puts the pilot about where the instrument panel should be. The rudder is also very thin, which is refreshing to see for a change. Most 1/72 tailfeathers are much too thick. Bad points include the profusion of boiler-plate rivets which are grossly out of scale. The tail struts are also too long, but this is easily rectified.

Backdating the J2F-6 to the earlier versions is relatively simple. The only major changes I can detect are the engine, propeller and mountings, which have to be replaced to depict earlier versions. I back-dated mine to a J2F-1 of the Marine Corps. I revised the forward engine mounting section, filled in the air intake below the cowling, and mounted an engine from a Monogram F11C-2 coupled to a cowling from a Monogram Boeing F4B-4, although I suspect that the F11C-2 cowling would have worked. The kit prop can be used, and the result is a very colorful model, if you decide to use the standard silver color scheme with yellow wing top.

Microscale Decals have a sheet printed for this kit, but it has to be backdated to the JF-2 model. This looks like an early J2F, except that the float fairing has to be trimmed in considerably to conform to the JF-2 outline. Information on the JF/J2F series is relatively scarce, although there were fairly good three view drawings in the Bowers U.S. Navy Aircraft, along with some good photos in Larkins' book, U. S. Marine Corps Aircraft.

WHERE WE WERE

Dirty Plastic February 1974



TAN
No. 30219

GRAY
No. 36622

GREEN
No. 34079

GREEN
No. 34102

C-130 Aircraft Camouflage Pattern.

T.O. 1-1-4

ss Correction Requested

dirty plastic

ARIZONA HISTORICAL MODELERS SOCIETY (IHMS/Phoenix)
PIMA PAISANOS (IHMS/Tucson)

2033 N. 11th Ave. Phoenix, Arizona 85007

This is the number of your
LAST ISSUE - - - -



FIRST CLASS

Membership

For only \$1 a month you get all of this

- . Monthly club newsletter**
- . Discounted club T-shirts**
- . Modelzona**
- . Monthly Raffle Prizes**
- . Monthly contest awards**
- . Annual club Awards party**
- . And more**

Remember you have to be **in good standing, to enter and win competitions, get a copy of the monthly newsletter sent directly to your email, and vote for anything that the club brings to the table.**

So Make sure to see Treasurer, “Bill Dunkle”, at the club meeting to sign up for membership

2025 CLUB MEETING CALENDAR

All meetings held at American Legion Post #1, 364 N. 7th Ave., Phoenix, AZ 85003

JANUARY 2025

Tuesday 7th 7pm
Seminar/Speaker:

B&B Session 18th

JULY 2025

Tuesday 1st, 7pm
Seminar/Speaker:

B&B Session 19th

FEBRUARY 2025

Tuesday 4th 7pm
Seminar/Speaker:

B&B Session 15th

AUGUST 2025

Tuesday 5th 7pm
Event : **Club Swapmeet**

B&B Session 16th

MARCH 2025

Tuesday 4th, 7pm
Seminar/Speaker:

B&B Session 15th

SEPTEMBER 2025

Tuesday 2nd 7pm
Seminar/Speaker:

B&B Session 20th

APRIL 2025

Tuesday 1st 7pm
Seminar/Speaker:

B&B Session 19th

OCTOBER 2025

Tuesday 7th 7pm
Seminar/Speaker:

B&B Session 18th

MAY 2025

Tuesday 6th, 7pm
Seminar/Speaker:

B&B Session 17th

NOVEMBER 2025

Tuesday 4th 7pm
Seminar/Speaker:

B&B Session 15th

JUNE 2025

Tuesday 3rd 7pm
Seminar/Speaker:

B&B Session 21st

DECEMBER 2025

Tuesday 9th 7pm
Event: **White Elephant**



February Raffle

Tickets are \$1 or six for \$5.


Item A Tool: Dspiae PT-C Stepless Circle Cutter



Item B 1/25 AMT 2009 Chevrolet Corvette



Item C 1/24 Fujimi Porsche 917K '71 Daytona



Item D 1/35 Hobby Boss ZTZ 99A MBT



Item E 1/48 Airfix Harker Sea Fury FB.11



Item F 1/4 Doyusha Samurai Helmet



Item G New from Hobby Depot: 1/48 Tamiya F-35C



UPCOMING EVENTS

Modelzona 1st February
Modelzona 1st November

IPMS Phoenix / Craig Hewitt Chapter

The club meets at 7pm on the first Tuesday of each month at the American Legion Post #1 in Phoenix. Check the club website at www.ipms-phoenix.com for more meeting info.

American Legion Post #1

364 N. 7th Ave.
Phoenix, AZ 85003

The post is located South of I-10 just a few blocks North of Van Buren. Look for the huge American flag.

2025 Chapter Officers

President.....	Kevin Henthorn.....	kdhenthorn@aol.com
Vice President.....	Scott Reigel.....	http://www.ipms-phoenix.com/
Secretary	John Carroll	http://www.ipms-phoenix.com/
Treasurer	Bill Dunkle.....	http://www.ipms-phoenix.com/
Member At Large.....	Hal Sanguinetti.....	http://www.ipms-phoenix.com/
Membership Chair.....	Lyn Gorton.....	http://www.ipms-phoenix.com/
Webmaster.....	Michael Ronnau	http://www.ipms-phoenix.com/
Newsletter Editor	Lyn Gorton	lyngorton@hotmail.com

Useful Links

Bjorn Jacobsen—Aircraft Dioramas	www.dioramas-and-models.com
Plasmo—good visual instructions on “You Tube”	just search for plasmo
Trumpeter replacement parts	Joanna@trumpeter-china.com
Special Hobby	www.specialhobby.Ev/contact
Tamiya—US	support@Tamiya.com
MRCsupport@modelrectifier.com	
Rivet detail and schematic drawings	www.airwar.ru
Fine Scale modeling techniques	http://paulbudzik.com
“How to “Videos	Youtube.com/Andyshobbyheadquarters
Online magazine for all things avionic	www.wingleadermagazine.co.uk
Sky Harbor Informational site	http://www.visitingphx.com/index.html
Military Colors And Camouflage	http://www.theworldwars.net/resources/
Info on Aircraft Tyres	https://www.jupitor.co.jp/pdf/michelin_aircraft.pdf
Spare parts for Airfix	support.airfix.com/hc/en-gb/articles/360019394159-Spare-Parts
Video tour of USAF Museum in Ohio	https://aerodynamicmedia.com/usaf-museum-storage-video/
New digital magazine	www.phoenixscalepublications.co.uk
Swiss page covering aviation.	
Wide range of military subjects, airshows, color profiles, etc.	WINGS-AVIATION , www.wings-aviation.ch .
WW2 Video reference Site –Lots of Documentary DVD	www.victoryfilms.us

If you have a good reference site let me have a brief description and a web address and we will keep this list as a reference.

Join the *IPMS/USA!*

\$30 annual membership includes a one year subscription to the IPMS Journal. Visit www.ipmsusa.org to download a membership form. Or you can write to:



IPMS/USA PO Box 1411
Riverview,
FL 33568-1411

Membership also gives you access to the online Discussion Forum, where you can exchange ideas and information with other members of IPMS.



CONTENT NEEDED!!!!

The Corsair needs your help! To keep this newsletter filled with all the great content, I need your help with content. Here are some useful items that I can use to put together future issues each month:

- Kit reviews/In-box reviews
- Website links
- Modeling related articles
- Commentary and featured columns
- Neat, strange or otherwise shareable pictures
- Book reviews
- Trip and vacation write-ups

Anything you have can be used. Don't hesitate. Even a few paragraphs are great.



SUPPORT YOUR LOCAL HOBBY SHOP!



RIGHT
STUFF,
RIGHT PRICE

www.thehobbydepot.com

109 E.Southern Ave.
Tempe, AZ 85282



Rhino's
Hobby Tools
& More

f Rhino's Hobby Tools & More

Michael Ronnau
cactus_rhino@cox.net

www.airline-hobby.com

*Your One Stop Source for
Scale Model Airliner Kits, Decals,
Diecasts and Accessories*

HOBBY BENCH

2 Great Locations!

8058 N. 19th Ave.
NW corner
19th Ave. & Northern
602-995-1755

4240 W. Bell Rd.
NE corner
43rd Ave. & Bell
602-547-1828

WAR BOOKS

AND HOBBIES

KEITH PEIPER, MANAGER

(480) 994-2263

AVALON_WAR_BOOKS@YAHOO.COM

WE BUY COLLECTIONS

space in miniature

Space modeling reference books
by Mike Mackowski.

www.spaceinminiature.com



THE MAD MEATBALL

MIKE CHOLEWA

602-944-4096

"DEALER IN PRE-OWNED PLASTIC"

12629 NORTH 21ST DRIVE PHOENIX, AZ 85029



**ANDY'S HOBBY
HEADQUARTERS**



15224 N. 59th Avenue, Suite 12
Glendale, AZ, 85306
tel. (602) 439-1456



Tru-Color Paint

Model Railroad, Automobile,
and Building Paint

Scott Cohen

Marketing, Finance, Product Development,
Supply Chain, Inventory & QC/QA

Post Office Box 74524
Phoenix, AZ, 85087-4524
tru.colorpaint@yahoo.com

Sales: (714) 488-9779

Info: (623) 551-2548

www.trucolorpaint.com

SUPPORT YOUR LOCAL HOBBY SHOP!



**DESERT SCALE
CLASSIC**

Model Car Championship

Second Saturday, Every April
Phoenix, Arizona

dsc-hq@cox.net
DesertScaleClassic.org