

THE CORSAIR

IPMS Phoenix / Craig Hewitt Chapter

Presidents Message

Hello everyone,

We had another good meeting on September 3rd. There was a newcomer in attendance named Gavin, who is a friend of Dennis H. Mike McFadden gave a great presentation on dioramas. He explained what made up either a diorama or vignette, and what the judges look for in judging each. He also had a lot of pictures of dioramas and vignettes, many from the 2024 IPMS Nationals. There will be an "extra special" raffle for the October AND November meetings. You can read more about it later in this issue.

We have held our first Modelzona Planning Meeting last week. Modelzona is only four months away (February 1st, 2025). There are now three forms currently available on the Craig Hewitt Chapter website: the Model Registration, Trophy Sponsorship, and Vendor forms. I strongly encourage everyone to sponsor a trophy package. We have not increased the price of these packages this year, however, the trophies will not be the "coins" that we have had in years past. Instead, they will be laser-engraved wooden plaques, approximately four by seven inches. I also encourage everyone to print and fill out a model

registration form for each of their entries. There is no need to completely fill out the form if you are unsure of anything on the form, for example the category number. All your questions will be answered at the registration tables at Modelzona. As always, we will need volunteers and judges. If you have any experience judging, or want to learn, contact me and I will get you in touch with the right people. Michael Tsoumpas will be our new head judge.

I do have monthly meeting presentations scheduled for the remainder of 2024, but I would like to start filling up the schedule for 2025. If you have offers of help with seminars, or ideas, please let me know.

I would like to close and show you a picture of a figure that I am working on at this time. I have a lot left to do on it, but I plan to have it ready for the next Modelzona. I also want to show you my modelling buddy, Tango. Whenever I am modelling, I first need to give him some attention, then he curls up on his chair for a nap.

That is all I have for this month.

Kevin

kdhenthorn@aol.com

Corsair Stop Press Dates 2024

January	21st
February	25th
March	24th
April	21st
May	26th
June	23rd
July	21st
August	25th
September	22nd
October	27th
November	24th
December	22nd

THIS ISSUE

Club Display Pictures.....	2
September Meeting Minutes.....	3
Display Pictures.....	4
Club Contest Pictures.....	5
Contest Winners.....	7
Club September Raffle Winners.....	8
The "Phoenix" sign Ed Kucharski.....	10
2025 Club Contests T.Schuler.....	12
Club Contest Themes.....	13
Awards Dinner Info.....	14
Editors Corner.....	15
Where We Were.....	17
Club Meeting Calendar.....	26




VOLUME 26, ISSUE 10 October 2024

THE CORSAIR

IPMS Phoenix / Craig Hewitt Chapter

Presidents Message



Club September Minutes

September 3, 2024, Meeting Minutes

Taken by Mike Pabis

Transcribed by Kevin Henthorn

Meeting started at 7:09 PM

Secretary's Report None. John Carroll was absent.

Vice President Report Seven (7) kits in the raffle. They are shown in the September Corsair.

Treasurer's Report Nothing new.

Membership Coordinator No report.

Chapter Contact Report No report. Scott Cohen absent.

Contest Chair Report Terry Schuler is the new Contest Chair. Gerry Clarke is moving back to the UK. Voting place for next year's contest categories. took

Modelzona Committee 1st planning meeting will take place soon. Keenan is working on the table layout.

- Special themes will be: Best Corsair (as usual)
 Best Moving or Transport Subject
 Raleigh Williams Craftsmanship Award
- Forms for the Vendors, Trophy Packages, etc. will be on the website soon.

There was a new person attending the meeting by the name of Gavin. He is a friend of Dennis H.

The presentation was by Mike McFadden about dioramas.

Old Business:

Laurie Rice-Henthorn talked about the Awards Dinner on January 11th of 2025. It will be at Chompie's in Phoenix (same place as last year), with the same menu. The cost is TBD. There will be dinner, games, and a cash bar.

There was a reminder of the Build and Bull sessions held at the American Legion Post, held in the small meeting room every 3rd Saturday.

New Business:

Dekker Zimmerman talked about the upcoming Hobby Bench show and contest. It will take place from October 1st through November 2nd and is an "In the Display Case" contest. The theme is "For the Birds". There will be demonstrations over the last 3 weekends.

Special awards are: Best Graphic of a Bird

 "Bird is the Word" Best bird name.

 "Dirty Bird" Best weathering



Club Display



Club Competition(3D printed)



Club Competition(3D printed)



Club Competition Winners (3D printed)

Novice Winner
Arjan Sansar

“Bulldog”



Advanced Winner “Chris Porche”
‘Incognito’

September Raffle Winners




September Raffle Winners



The “Phoenix” Arrow By Ed Kucharski

Ever wonder the story regarding the "Phoenix Arrow" in north Mesa?




One might think it goes back to the late 1920s when dozens and dozens of arrows dotted the American landscape. Those were the earliest signposts to guide aviator's navigation. However the above structure was not part of that, though it is a sibling of that system.

Back in 1949 a fella by the name of Merritt needed help navigating above central Arizona. Now remember, the Phoenix metropolitan area looked a lot different shortly after the war. Things were a lot less developed and there was a lot of empty desert between population areas. Visual ground reference was the old type of IFR or "I Follow Roads" or "I Follow Railroads" technique.

As an example of how different, here is a historic picture of Camelback Mountain from the vicinity of 24th Street and McDowell. Wonder how the vintage was that year?

The “Phoenix” Arrow By Ed Kucharski

by "Mark L. Rossmann"



Anyway, Mr. Merritt managed to talk local Boy Scouts into building the huge structure. Over several years, the scouts cleared away vegetation then gathered hundreds of stones from the mountain to build the 1,000 ft X 100 ft guidepost. They even got it pointed in the right direction towards Phoenix Sky Harbor! Through the decades, scouts and other entities have maintained the structure.

The location is technically open to the public but I would think twice about scurrying about it as another land use is just below it



2025 club competitions



The 2025 Monthly Contest Category Schedule
From Contest Coordinator Terry Schuler

The category vote taken at our September meeting was somewhat predictable with a few surprising results. The category

"The Pacific" was the top vote getter, with the big surprise being "Ships and Boats" coming in 4th overall.

For the most part

the vote was very close across the categories. As I stated during the meeting I would be using the votes as a guide to

build the category list to be as inclusive as possible to the wide variety of models our guys have on their workbenches.

Next, I chose the contest dates by trying to match the chosen categories with any date that might correspond to an event

such as May, being the month the Indy 500 and Charlotte 600 that are raced so, be it we shall go racing that month with

"A Day at the Races", and the category "The Pacific" in September to coincide with the 80th anniversary of VJ day.

The 2025 Club Meeting Contest Schedule:

- January: No Contest
- February: Sci-Fi: (Any scale, Figure, Vehicle. including 3-D printed)
- *March: American Fighters WW2: 1/48 scale only (Any American made Fighter aircraft flown by USA during World War 2)
- April: Armor: (Any scale, Any armored land vehicle. Wheel or Track driven)
- May: A Day at the Races: (Any scale vehicle used for organized racing)
- June: Ships and Boats: (Any scale, Civilian or Military)
- July: The British are Coming: (Anything British; Ship, Vehicle, Figure, Airplane)
- August: No Contest / Club Swap Meet
- September: The Pacific: (Any model, any scale representing the PTO and SEAC campaigns during World War II)
- October: Peoples Choice: (Any Model, Any scale. Judged and voted on by the present attendees of this monthly meeting)
- November: The Great War WW1: (Any model representing WW1)
- December: No Contest / Holiday White Elephant

*Due to the large turn out expected for this contest a 1/48 scale only restriction has been added

Special Thanks for all the input from the club members, whose assistance and input was greatly appreciated !

2024 Club Contest Themes

JANUARY: No Contest

FEBRUARY: U.S. Armored vehicle; 1950 to present, any scale, alone or in a diorama.

MARCH: Any NON-U.S. aircraft used in WWII

APRIL: Any U.S. Coast Guard vessel of any year used in inland waters or open ocean.

MAY: Any artillery piece, ground or mounted (BUT NOT TANKS!) used in WWII or Korea from any country.

JUNE: Any NON-U.S. made automobile or truck produced AFTER 1950.

JULY: A Ship that has only primarily sails for movement. Can be an old Pirate ship !

AUGUST: Club Swap meet — NO CONTEST

SEPTEMBER: A totally 3-d printed figure, plane, vehicle or ship alone or as part of a diorama. Can be Sci-Fi or any genre.

OCTOBER: A helicopter from any country or time frame in any scale.

NOVEMBER: A 1/35 OR LARGER scale figure, bust or statue of a “famous” person. Can be a historical, scientist, musician, actor/actress, etc. Male or female that is easily recognizable by most people.

DECEMBER: NO CONTEST, Holiday White Elephant

GET YOUR TICKETS!!!

2024 IPMS - Craig Hewitt AWARDS DINNER

When?

The 2024 IPMS Craig Hewitt Chapter Awards Dinner will be held on Saturday, January 11, 2025

Where?

[Chompie's](#), 3212 E Cactus Rd, Phoenix, AZ 85032 (on Cactus Rd, just West of I-51)

How Much?

The cost will be \$30 per person. This includes food, private area, venue set-up, taxes AND gratuities (not to mention any prizes you may win). This is a *discounted price*. The club will comp the rest.

[NOTE: If enough people sign up we may be able to discount the price a little further.]

Tickets can be purchased from Laura Gorton at meetings October through December (not January) club meetings. Any club members who don't go to meetings but would like to attend the dinner, please contact either Laura Gorton or [Laurie Rice-Henthorn](#).

What's For Dinner?

Menu- Buffet Style

(If you have any dietary restrictions or questions, please let Laurie Rice-Henthorn know.)

Salad: Tossed field greens served with tomatoes, carrots and diced broccoli

Main Dish: (choose one) **NOTE:** for a better count please indicate choice(s) on ticket

Beef Brisket Au Jus

Chicken Piccata

Sides:

Roasted Potatoes

Rice Pilaf

Glazed Carrots with Broccoli

Roasted Veggies

Rolls & butter

Drinks: (including sugar, creamer, lemon)

Iced Tea

Lemonade

Hot Coffee

Iced Water

Dessert:

Chocolate cake with raspberry filling & chocolate mousse frosting

NOTE: For beverages not listed above, there is a Cash Bar in the restaurant - Members and guests may pay per drink or set up a personal tab.

What Else?

In addition to the 2024 club awards, there will be a game planned.

If there are any additional questions please contact a member of the social committee.


Thank you.

The Social Committee

~Laurie Rice-Henthorn

~Laura Gorton

~Laurie Reigel



EDITORS CORNER

BY LYN GORTON

Another good turnout from the club membership.


The meeting was also treated to a presentation on Dioramas by Mike McFadden who is a top class diorama builder.

Check out the October and November presentations on the Club Meeting Calendar page



Just a quick note to let you know that our treasurer (Bill Dunkle) will not be at the October meeting ,so if you were going to renew your membership just hold it until the next meeting.

Remember both the **November and December meetings will be on the 2nd Tuesday of the month** and not our usual 1st Tuesday



EDITORS CORNER

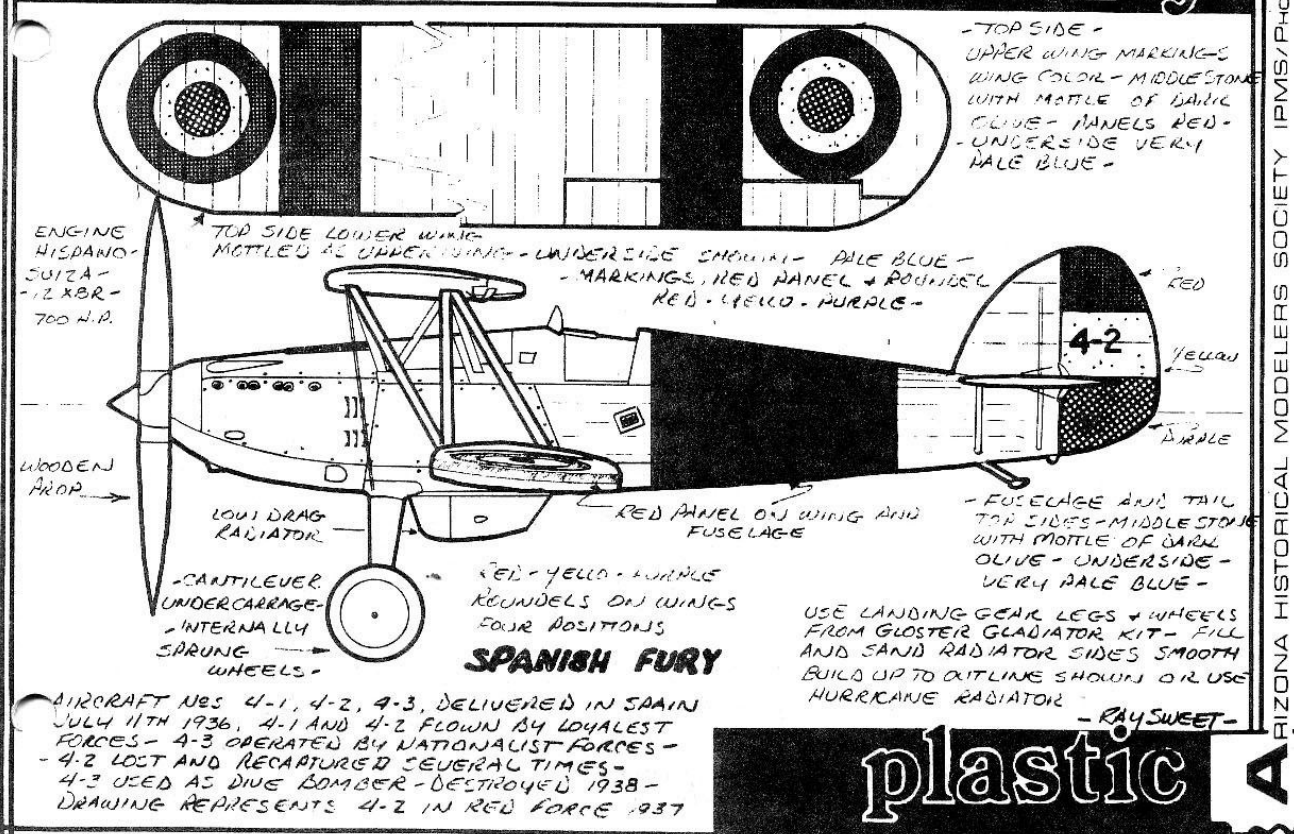
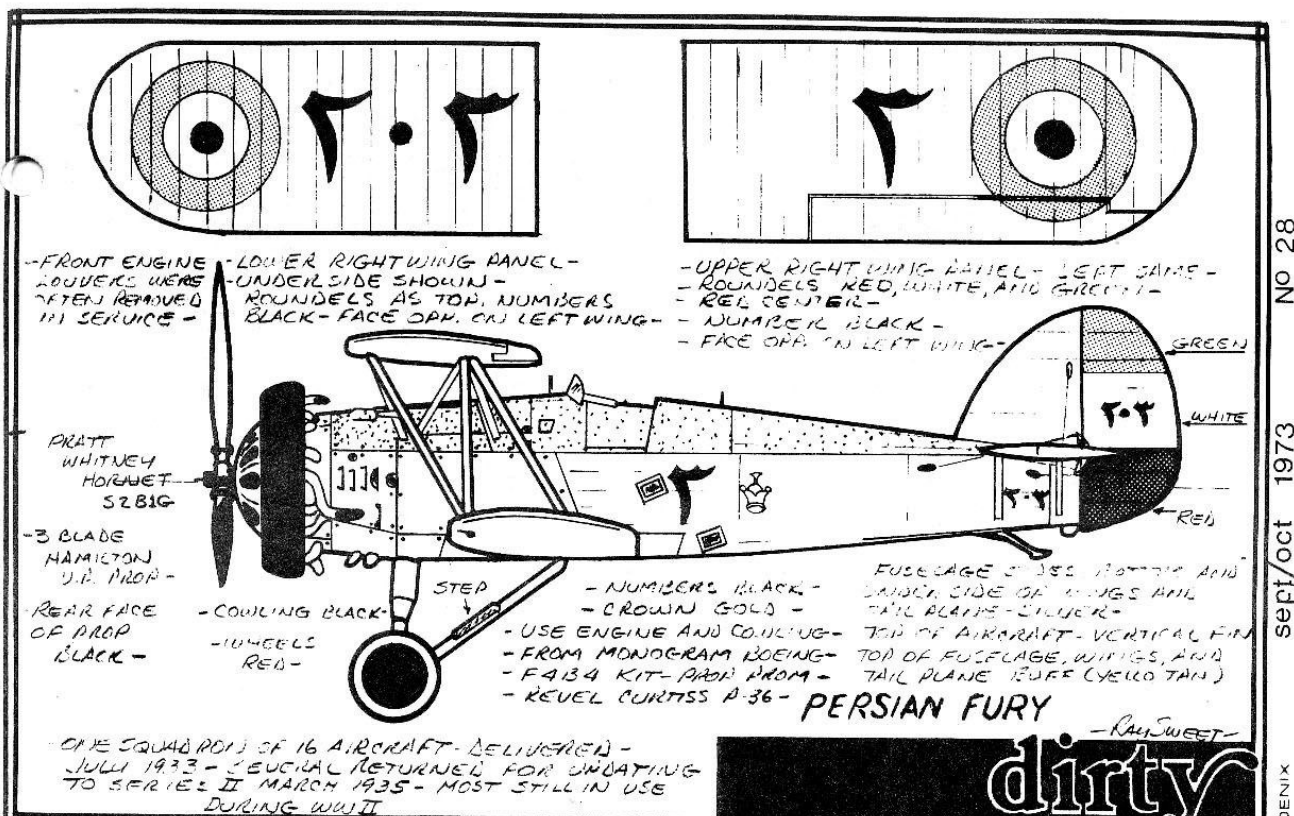
BY LYN GORTON

Build 'n' Bull Sessions

The American Legion post where we hold our monthly meetings has allowed us to meet in the smaller meeting room on the third Saturday of the month for a Build 'n Bull session. The BnB is open to any modeler wishing to attend. You need not be a member of IPMS Phoenix to come down and build, just make sure you leave your work area as clean (or cleaner) than when you arrived. No airbrushing or spray painting allowed. If you plan on hand painting something, please bring something to protect the tables (newspaper, drop cloth, etc.). The kitchen will be open to buy lunch or cans of soda.

WHERE WE WERE

Dirty Plastic September/October 1973



No 28

sept/oct 1973

ARIZONA HISTORICAL MODELERS SOCIETY IPMS/PHOENIX

WHERE WE WERE

Dirty Plastic September/October 1973

DIRTY PLASTIC is a publication of the ARIZONA HISTORICAL MODELERS' SOCIETY, IPMS/Phoenix. Subscriptions are \$3.00 a year.

As this is published for the benefit of modelers, it is not copyrighted. However, when using any information contained herein, acknowledgement is appreciated.

EVENTS:

SOCIAL MEETING: Monday, October 15, 1973. 7:30 pm. DeVry Institute of Technology, 4702 N. 24th St (Just south of Camelback). Room number to be posted in entranceway.

BUSINESS MEETING: Monday, Oct. 29, 1973. 7:30 pm. Brian Baker's, 1333 E. Thomas, Apt. 12. Call 274-3346 for details.

SUPPORTING HOBBY SHOPS:

Val's Hobby Hangar, 4840 N. 59th Ave., Phoenix (934-6174)
Webster's Hobby Shop, 30 E. Camelback, Phoenix (266-5343)
Longman's Hobby Craft, 49 E. Broadway, Tempe (967-7241)

THE PRESIDENT'S PAGE

BRIAN R. BAKER

Over the weekend, I had a chance to visit Tucson, my main excuse being the BAA Fly-In that was held at Ryan Field. High winds kept flying activity to a minimum, however, so greener pastures were located, in the form of the Pima County Air Museum, located adjacent to Davis Monthan AFB. While there, I had a long and interesting conversation with John Taylor, who lives on the facility in his trailer and serves as museum security, or chief of the "Rabbit Patrol." The museum is progressing slowly if not adequately, and the Tucson IPMS organization, the PIMA PIASANOS, has changed somewhat in both its personnel and character.

Due to personnel changes, few of the original model-oriented persons are still aboard. Instead, the newer members tend to emphasize museum activity and the restoration and renovation of the actual aircraft. Therefore, some changes have been made, and we are, for all practical purposes, dealing with a new group of people. The old scars and wounds are still aken welded, but it would probably be better to look ahead rather than backward. One of John's suggestions was to sell the remaining Revell JU-88's (1/72 scale) and turn the proceeds over to the Phoenix Treasurer (CKK) as a token effort. These kits are now paid for, by the way.

John suggested, and I agreed, that we should schedule a weekend meeting. A Sunday would probably be best for most of us, so we tentatively set up a Sunday in November. We can nail this down during the Monday night meeting.

As far as the museum is concerned, things are going along smoothly. The planes have been moved onto the museum grounds, (except for the KB-50, B-47, a helicopter and two Bunt Dogs---they probably wouldn't get along with the jackrabbits) and the result is truly impressive. The aircraft are fairly well situated for photography in most cases, although some are in various states of disassembly.

The museum is still not officially open yet, although John is happy to show anyone around if they can rouse him away from his noisy airbrush.

A positive note is the fact that a local Tucson Flying Service has undertaken the task of restoring the Bell P-53 Kingcobra that was brought down from Sky Harbor Airport where it had been sitting for the past ten years or so. The airplane is in surprisingly good condition, considering the time it has spent in the open at the mercy of the weather and various kinds of collectors.

The Tucson area has some interesting airplanes stored there, if you can get at them. At International are stored a number of Lockheed Electras, Douglas DC-6's and DC-7's, and Convair 880's in various U. S. and foreign markings, as well as some Dutch T-33A's now re-registered in U.S. civil markings, and some ex-USAF SA-16/UF-1 Albatrosses. On another ramp were some Lockheed Lodestars, two Ex-German Navy UF-1's, an interesting Convair 340 (possibly ex-RCAP) and a civil-registered C-133B. At Ryan field, aside from a field full of C-47's which have been thoroughly cannibalized, the prototype Columbia JXL-1, a monoplane development of the Grumman J2P-6 floatplane, still sits, as it has for over ten years.

Incidentally, the Pima County Air Museum has over sixty aircraft on the museum grounds as of the present time. A partial listing follows: (Basic types should be accurate--designations may be slightly off.) (* means the aircraft is disassembled)

North American T-60	Consolidated B-24J	Lockheed F-94C
Ryan PT-22/ST-3KR	Boeing B-29	Northrop F-89D
Fairchild PT-19	Martin RB-57D	Republic F-84F
Fairchild PT-26	Douglas B-65	Republic RF-84F
Vultee BT-13	Boeing B-47E	Convair F-102A
Douglas C-47-DL	Boeing KB-50	North American F-100
Douglas C-117D	Martin PW-5A	Douglas A-1
Douglas C-54	North American B-25J	Douglas TV-10B
Curtiss C-46D	Bell P-63	Douglas A3D
Beechcraft C-45	Lockheed 10A	Douglas A4D
Lockheed EC-121H	Lockheed F-50 (P-38)	McDonnell F3H-2
Lockheed C-133B	Republic F-84B*	Grumman F11F
Fairchild C-119C	Douglas B-18B*	Grumman F-9 & TV-9
Fairchild C-123	Boeing 307	Lockheed T-33B & T2A
Northrop C-125*	Douglas B-23	North American FJ-4
Culver PQ-14	Grumman HU-16/SA-16A	Vought F8
Boeing C-970 (Biafran A/L)	Douglas B-26B	Bell HTL
Boeing KC-970	North American F-86F/H	Kamen HTX or similar
Lockheed C-121A	North American F-86D	Beech AT-11*
Boeing WB-50D	Lockheed F-80C	Cessna UC-78*

THE HAWKER FURY

BY RAY SWEET

At last, someone has issued a 1/72 scale kit of my favorite airplane. Thanks to Lesney and the new Hawker Fury kit, we are now able to construct all of the following aircraft. This list includes both prototype and service aircraft, and would make quite a collection in itself.

- | | | |
|---|-----------|---|
| 1. Hawker F20/27 | 1927 | Stage in development of Fury. |
| 2. Hawker Hoopes | 1928/1930 | Several engines and float version. Progress towards Fury design. |
| 3. Hawker Hornet | 1929 | Fury Prototype. Only detail differences from Fury I. |
| 4. Hawker Fury I | 1930 | 21 aircraft. Kestrel IIS engines. Watts 2 blade airscrews (wooden) No. 1 Sqn. 3 aircraft No. 43 Sqn. 17 aircraft Total-48 aircraft. |
| 5. Hawker Fury I (second batch) | 1931/1932 | No. 1 Sqn. 25 aircraft No. 25 Sqn. 23 aircraft No. 43 Sqn. 7 aircraft (From 1 & 25) No. 3 F.T.S. 3 aircraft (From 1 & 25) Total-45 aircraft. |
| 6. Hawker Fury I (third batch) | 1932/1933 | No. 1 Sqn. 7 aircraft No. 25 Sqn. 3 aircraft No. 43 Sqn. 1 aircraft No. 3 F.T.S. 3 aircraft Trials aircraft. 1 aircraft Total-13 aircraft. All to 43 Sqn. |
| 7. Hawker Fury I (fourth batch) | 1933 | Total-20 aircraft. Replacements for above listed squadrons. |
| 8. Hawker Fury I (fifth batch) | 1935 | Total-1 aircraft. Company owned, O-ABSE. Trials machine. (Eh-wot?) |
| 9. Hawker Fury Interim | 1932 | Total-23 aircraft. Kestrel VI engines. |
| 10. Hawker Fury II. | 1935/1936 | No. 43 Sqn. 4 aircraft No. 25 Sqn. 14 aircraft No. 87 Sqn. 4 aircraft Total-75 aircraft. Mostly replacement and training aircraft, for 25, 41, 43, 73 & 87 Sdns. Some delivered to store. |
| 11. Hawker Fury II. (second batch) | 1936/1937 | 6 aircraft, one with Hispano Suiza. 1 aircraft, A.S. Panther III engine. 16 aircraft, P.W. Hornet, 3 bladed prop. (Hamilton standard) |
| 12. Yugoslav Fury IA | 1932 | 3 aircraft, R.R. Kestrel II's. |
| 13. Norwegian Fury I | 1932 | 6 aircraft, Mercury VI |
| 14. Persian Fury I | 1933 | 1 aircraft, returned for engine change. (Lorraine engine?) |
| 15. Portuguese Fury I | 1934 | 10 aircraft, Kestrel XVI engines. 4 gun armament, cantilever undercarriage. |
| 16. Persian Fury II | 1935 | 3 aircraft, Hispano Suiza engines, 700 h.p. Cantilever undercarriage. |
| 17. Yugoslav Fury I | 1935 | 1 aircraft. Special wing, spats. Several engines fitted at various times. |
| 18. Yugoslav Fury II | 1936 | 1 aircraft. Rebuild of #20 for Goshawk steam cooled engine. |
| 19. Spanish Fury | 1936 | |
| 20. High Speed Fury | 1933 | |
| 21. High Speed Fury II | 1933 | |
| 22. Hawker Norn | 1931 | Prototype Nimrod |
| 23. Hawker Nimrod | 1931 | Prototype Nimrod for Service evaluation. |
| 24. Hawker Nimrod I | 1931 | 11 aircraft. Naval Fury. Longer wings, interchangeable wheel-float undercarriage |
| 25. Hawker Nimrod I (second batch) | 1931 | 24 aircraft. No. 800 Sqn. HMS Courageous 5 a/c No. 801 Sqn. HMS Courageous 4 a/c No. 802 Sqn. HMS Furious 7 a/c |
| 26. Hawker Nimrod I (third batch) | 1932 | 19 aircraft, several trials a/c. No. 702 Sqn. HMS Glorious 3 a/c No. 800 Sqn. HMS Courageous 2 a/c No. 801 Sqn. HMS Courageous 4 a/c |
| 27. Hawker Nimrod II | 1933/1934 | 6 aircraft, 4 aircraft to fleet. No. 800 Sqn. 2 aircraft, No. 801 Sqn., 1 aircraft, No. 802 Sqn. 1 aircraft. 2 aircraft for trials, Kestrel V, swept wings. |
| 28. Hawker Nimrod II (second & third batches) | 1934 | 21 aircraft, all to above squadrons of Fleet Air Arm. |
| 29. Danish Nimrod II | 1934 | 2 aircraft. Patterns delivered by Hawker. 10 more aircraft built in Denmark under license. |
| 30. Japanese Nimrod | 1934 | 1 aircraft. Appears to be a Mark II with Mark I wings (from photo). |
| 31. Portuguese Nimrod | 1934 | 1 aircraft. Kestrel V engine. |

The total production of the Fury and Fury-related aircraft only amounted to 367, 10 of which were foreign built. This seems small by modern standards; however this design has always captured the imaginations of aircraft enthusiasts everywhere, and it did much to set the stage for the fighters of World War II. The Fury's and Nimrods served right up into World War II as fighter trainers and squadron hacks, and many RAF and FAA pilots learned their skills on these aircraft.

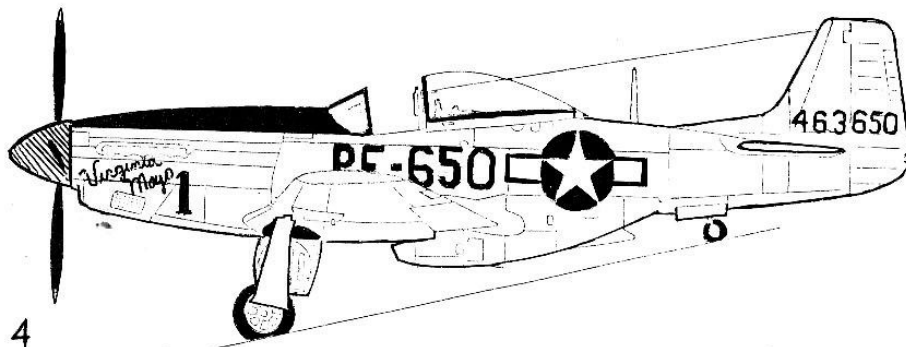

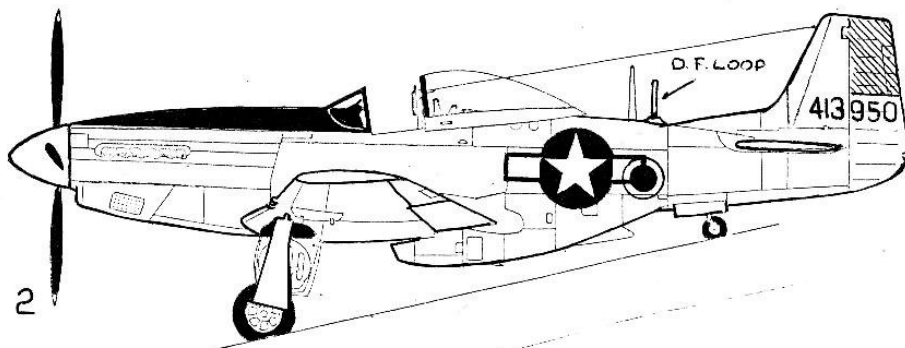
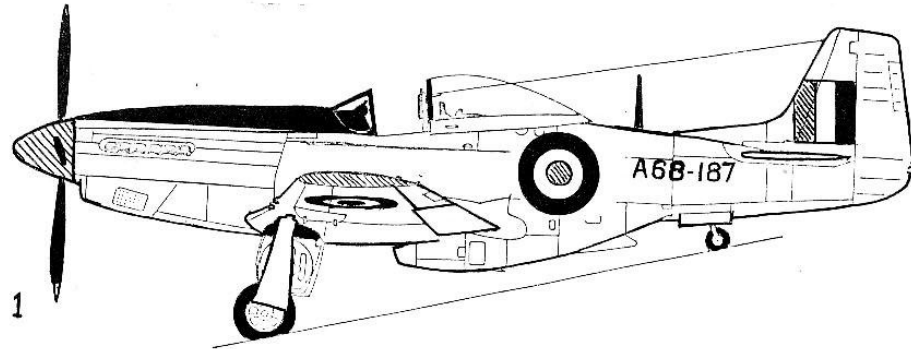
Over the next several issues of DIRTY PLASTIC, I will attempt to furnish drawings and data on most of the above listed aircraft with notes on the construction of those needing modification, along with what I can find on the necessary color schemes and markings.

NEWS FLASH

For those who are not already informed, Pat Fowler took one of Chairman Charlie's models back to the IPMS National Convention at Columbus, Ohio, Ashlie back. After much soul-searching, the judges awarded First Prize to Chuck's Spitfire. Even though the model is in 1/32 scale, the trophy is bigger, and somehow, heavier. Congratulations, Chuck. You done good.




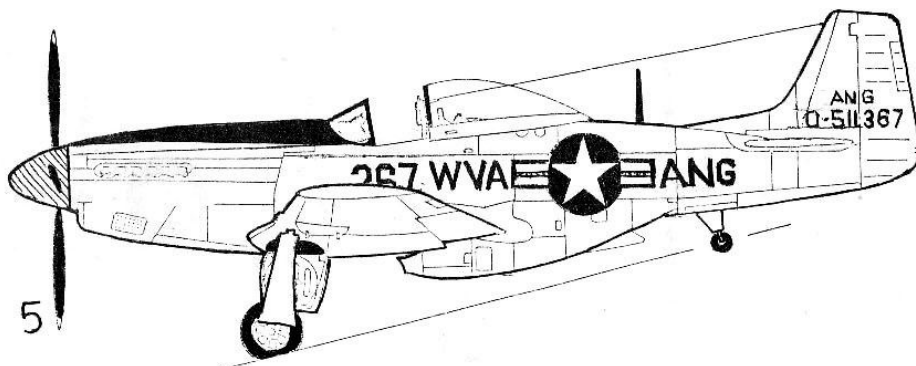
WHERE WE WERE

Dirty Plastic September/October 1973



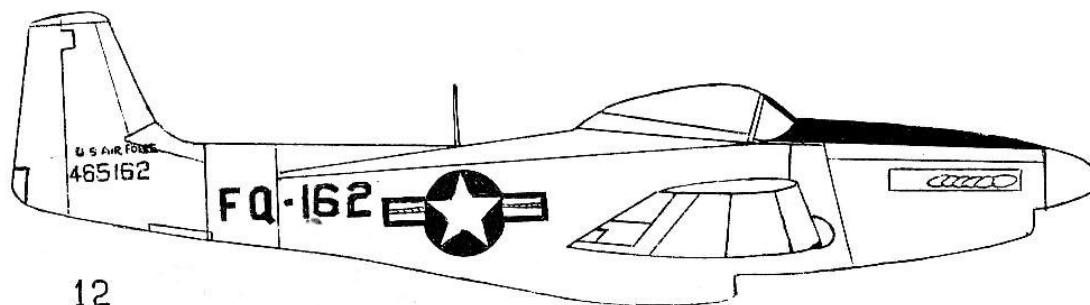
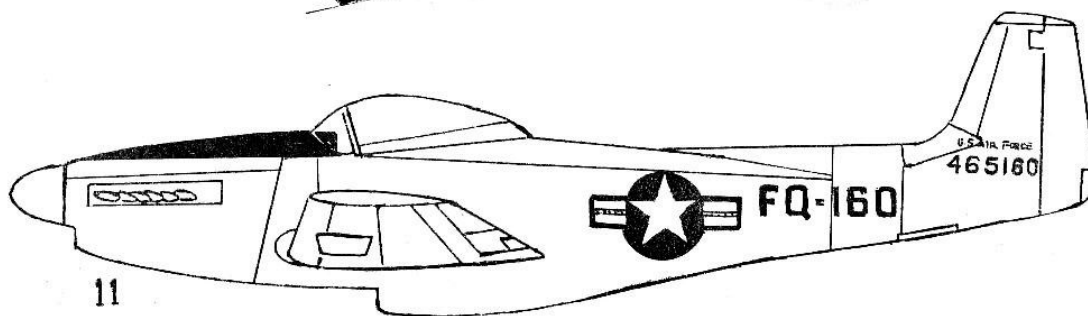
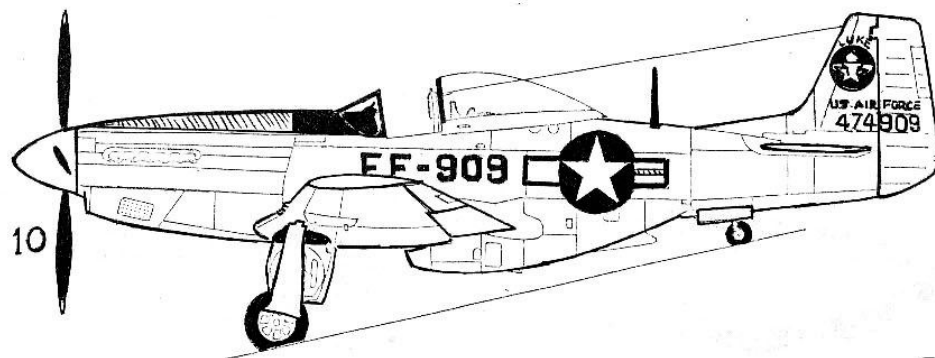
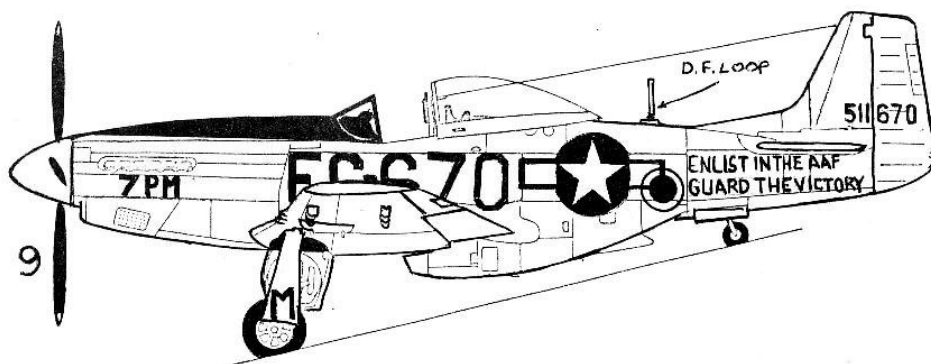
WHERE WE WERE

Dirty Plastic September/October 1973



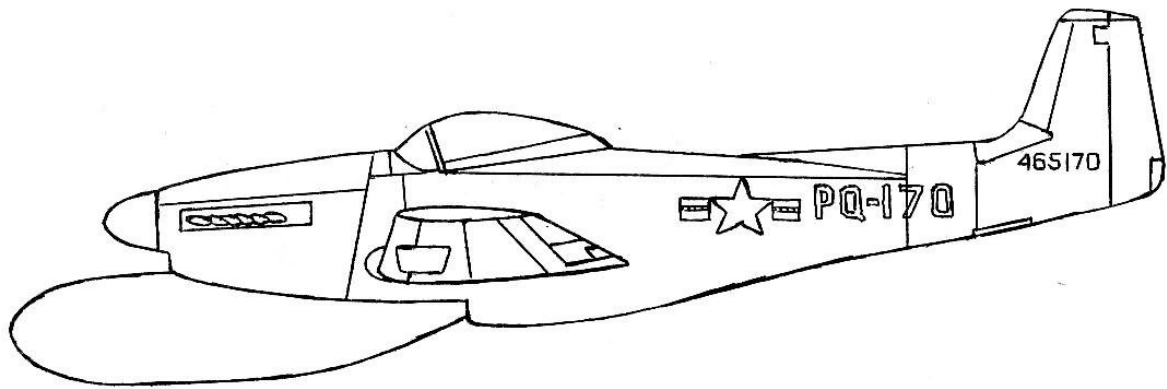
WHERE WE WERE

Dirty Plastic September/October 1973

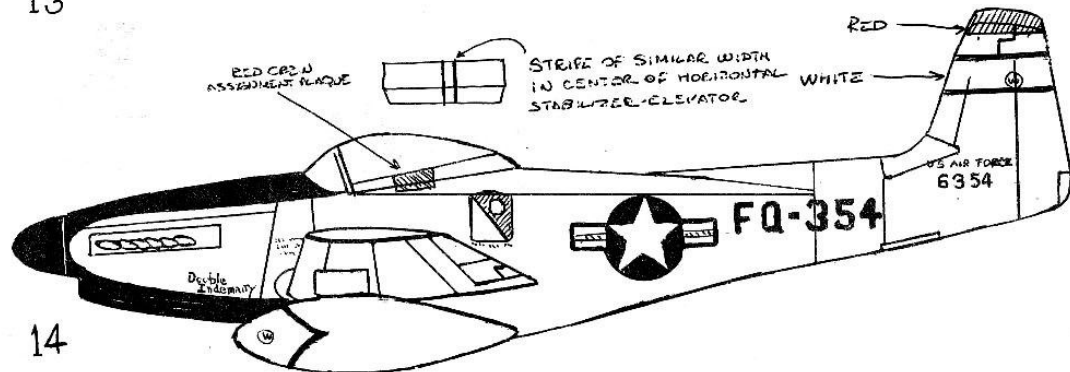


WHERE WE WERE

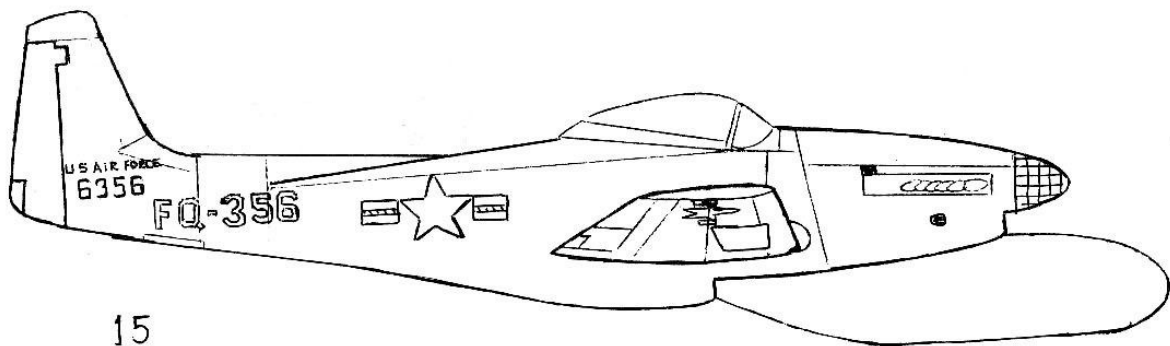
Dirty Plastic September/October 1973



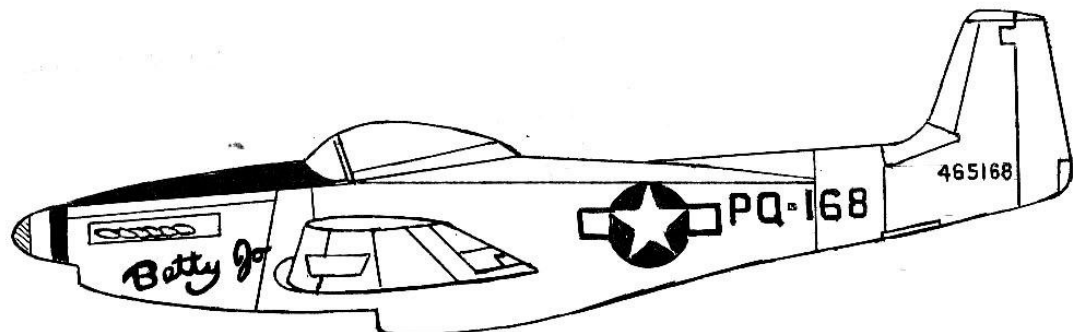
13



14



15



16

WHERE WE WERE

Dirty Plastic September/October 1973

THIS MONTH'S CENTERFOLD

BRIAN R. BAKER

For those of us who relish the old-timers, the impending introduction of two kits in 1/72 scale, the Monogram F-52 Twin Mustang and the Hasegawa and Matchbox P-51D Mustangs, is most welcome. To welcome these needed additions to the 1/72 scale livery, we are publishing a series of Mustang and Twin Mustang profiles which depict both aircraft at somewhat late stages of their careers. Although a World War II aircraft, the P-51D survived in USAF and ANG service until the fifties, as did the P-52. Even today, P-51D's are to be seen in racing and other activities, and I suppose that some foreign air forces are still using them operationally. Only slight changes were made to USAF and ANG P-51D's during their postwar service. Many had their tailwheels fixed in the down position, with a streamlined fairing covering the strut. Other aircraft had bomb and rocket racks fitted to the undersides of the wings, although later wartime aircraft also had these. Different radio installations are evident, with some aircraft having DF loops or dual radio masts behind the pilot's canopy. A few aircraft were converted as two seaters, with elongated canopies, including one Minnesota ANG P-51D which will be illustrated later.

The following data is available on the P-51D aircraft shown:

- (1) N.A.A. - Commonwealth CA-18 Mustang F.20, A68-187. R.A.A.F. Photographed at Mascot Aerodrome, Sydney, 1965. Silver overall, with black a/g panel and letters, and typical RAF roundels and fin flash. No Kangaroo on insignia. Red spinner. Sold to Adastral Aerial Surveys, Mascot, N.S.W.
- (2) N.A.A. F-5D (Photo-recon P-51D) Okinawa, about 1946 or 1947. Rudder color dark, possibly red or green. Serial and a/g panel black, with rest of aircraft silver. Note canners.
- (3) N.A.A. ETF-51D-25-NT 44-84900, Ol-Z. Specially modified P-51D, about 1953-54, location unknown. Silver overall, with late USAF markings barely visible, having been removed by chemical means. Note tall vertical fin. Ol-Z is black. No other markings except insignia.
- (4) N.A.A. P-51D-20-NA 44-63650, "Virginia Mayo." Photographed in flight over West Coast, about 1946. Possibly red nose, black serial, a/g panel, and markings.
- (5) N.A.A. P-51D-25-NT 45-11367N. West Virginia ANG. Near Charleston, W.VA, 1955. This unit had several. Silver, red nose, black markings.
- (6) N.A.A. F-51D-25-NT 44-84608 Michigan ANG, Romulus, Michigan, about 1953 or 1954. Silver overall, black markings, and red spinner. Black panel on exhaust stack position as shown. From photo taken by Marsh Beaubien, former unit member.
- (7) N.A.A. F-51D-5-NA 44-13517H. Michigan ANG. As above, (6) except for lack of black panel over exhausts.
- (8) N.A.A. T-6F-NT 44-81972. Michigan ANG. Romulus, Mich., 1955. Silver overall, with red nose and spinner. Note ANG-972 under and above wings in standard USAF position, and black panel under rear fuselage.
- (9) N.A.A. F-6D-30-NT 45-11670. Photographed immediately postwar in the U.S. Silver overall, black a/g panel, letters and numbers. DP 11 is silver.
- (10) N.A.A. F-51D-30-NA 44-74909, Carries Luke AFB markings. Photographed near Milwaukee, middle 1950's. Silver overall, black markings. A/g panel appears to be very faded and weathered ahead of first panel line as shown. Tall crest color unknown, but appear to be typical training command disk with white star and probably gold torch. Disk is probably blue.
- (11) N.A.A. F-82B-NA 44-65160. Photographed in the U.S., probably late 1940's. Silver overall, black markings.
- (12) N.A.A. F-82B-NA 44-65162. Reputedly used by Bendix Corporation for instrumentation tests. Photographed at Newark, N.J. during early 1950's. Silver, black markings.
- (13) N.A.A. P-82D-NA 44-65170. Glossy black overall, with red letters and numbers. Probably 1947, place unknown.
- (14) N.A.A. F-82E-NA 46-354. Long range fighter version at O'Hare Field, Chicago, about 1950 or 1951. Silver overall, with black a/g panel and letters. White bands with black outlines around rudders and horizontal control surfaces as shown. Similar markings on wingtips, with black edge on inside surface only. Crest appears on outside of left fuselage, in two colors, possibly red or blue and yellow. Nose appears to be glossy black, since props appear to be same color.
- (15) N.A.A. F-82G-NA 46-356. Night fighter, glossy black overall, red lettering. Bright silver spinners and two spots on front right cowlings as shown. Note tall fins.
- (16) N.A.A. F-82B-NA as F-82B-NA, 44-65168, "Betty Jo" at Wright Field, Air Force Museum, 1959. Silver overall with 1945 insignia and black markings. Spinner is probably red-white-blue front to back. "Betty Jo" dark, colors unknown.

PAINT SPOTS

GERMANY

C.K. Krause, Jr.



Well, here's another one. Again, Humbrol's color and considering their proximity to Luftwaffe source material I should assume accuracy. However, the adjacent color looks very "military", from

other source material, particularly Ries (I understand Plouffe mixed their color to match Ries) I think Humbrol blew it. Mixing with almost an equal amount of white would probably bring it closer to proper lightness but still not green enough. With this amount of documented difference I would normally consider presenting another sample; but since this is a widely available color probably unnecessary. My vote would be Plouffe/Polly S being accurate.

GERMAN

Medium or lt. grey struts and wheel hubs; wells and U/C doors LM grey; oleos silver; oleo just boots flat black where used. Late war a/c carried bare metal finishes on struts, doors and hubs.

Propellers - Flat Black or Dark Green (71) overall.

THE SPRUE TREE

CKK

Have you noticed the number of reissues lately? First Aurora, then Monogram (welcome back), and now Revell with, among other things the C-130 in 140th scale, complete with Blue Angles markings (nice kit), the B-29 and Orion in somewhere around 125th scale and the HE 219 in 72nd. (I applaud the use of the actual model for box art). Micro-scale is entering the field with a postwar Navy group.

For a number of years the American Manufacturers have been dormant, relying on foreign subsidiaries to complete with the quality inundation, particularly from Japan. I have a feeling the above portends a reemergence of American manufacturers with new kits to delight the modelers fancy. We never had it so good.

The other night, in lieu of counting sheep I started a list of possible future 32nd scale kits (and I still predict a 32nd scale B-17 someday). It didn't take much recounting to realize there is an impressive number already considering Revell only made it popular with their first kits in 1967. Anyhow, it would be interesting to conduct a poll of your preferences, both as to model and scale so drop me a postcard. Since this rag goes out to a few manufacturers I'm sure they would be interested cause we're their customers.

In case you're curious my desires would be: Wright Flyer, something from WWI, some of the 30's racing planes, P-26, SBD, and A-4. (and then after they brought those out I'd like)

MODELWORLD VOL. 2, #1 has an interesting article on converting the B-52 to 003, the X-15 Mother Ship. Continuing, it mentions two B-52's, 003 and 008 with the statement that the Mother Ships are still working. 008 is however 003 has been down in NASDC (Davis Monthan AFB, Tucson) a number of years.

Being well documented in my files and if I can find some decent B-52 drawings to work from (and time) would like to draw this for D/P. If anyone can point me in the proper direction I'd like to obtain some basic B-52 drawings and without loss of an arm or leg the X-15 kit.

For those who wonder why letters to Brian come back answered by me; 2033 N. 11th Ave. is my home address; and still being bookkeeper, treasurer, secretary and other odds and ends I open hand and field most behind the scenes D/P paperwork. So far Brian hasn't objected to me opening mail addressed to him particularly since many contain subscription renewals (assisting a bleeding and badly beaten treasury), comments and compliments, (appreciated) and sometimes publishable material (very much appreciated) so don't worry whether you address it to Brian, D/P, JMS Phoenix, or myself. Although confused, we have an understanding mailman. If anything is especially for Brian just mark it "personal" or "Krause", keep your mitts off and it will go straight to Brian.

Several months ago I mentioned RANDOM THOUGHTS' 1969 reprint (and said it was good), and gave you an address. Rick moved around in the interim and you can now order your reprints at: Rick Johnson, 150 Ravenhill Road, Winnipeg, Man R2K 3K6, Canada.

Mick Roth stopped on his way through town, and with him were a number of new releases for CENTURIAN. Some of the new ones are air and ground shots from Vietnam, some of which should be on a calendar. Of recent vintage is the F-15, including a wild refueling shot from the boom operator's window. CENTURIAN, P.O. Box 5815, Las Vegas, Nevada 89102 for catalogue.

AIR COMBAT, Challenge Publications, \$1.50. With one notable exception, resurrection of the dead doesn't work very well. The demise of AIR COMBAT was a definite loss to the Historical/Modeling Fraternity.

The rights were obtained by Challenge Publications who, in their own words: "... decided that the magazine was due for a complete overhaul. It went into our shop and our writers and photographers went to work." Yep! and gone was the crisp style and photo presentation and in its place stands another challenged publication.

This is doubly unfortunate as the Editor is Michael O'Leary who has made such an excellent revision in AIR CLASSICS. I suggest the go back and reread their old issues of AIR COMBAT before unleashing their glorious writers and photographers on the next installment.

FIFTEENTH AIR FORCE COMBAT MARKINGS - 1943-1945, E.A. Munday, A Beaumont Publication, (English) \$2.00

Horizon Hobbies, P. O. Box 398, Enfield, Conn. 06032

Beginning with a brief history of the Fifteenth Air Force, Mr. Munday has quickly gone into the markings of each bomb wing and bomb groups with simple but comprehensive black and white plus identifying color(s). Line drawings with occasional forays into individual aircraft markings.

If this wasn't enough charts of 1944 operations, a list of representative aircraft, CO's and bases as of 30-4-45 and a further breakdown into squadrons are included. Sharp photographs grace both inside covers.

In descending order it shows B-24's, B-17's, P-51's, P-38's and a P-47.

Although showing more general rather than specific markings it is an excellent reference for both historian and modeller.

Quite a bit is enclosed within its slightly more than two dozen pages. Very good and I hope the beginning of a series.

NEW HASEGAWA-MINICRAFT AFV RELEASES ANNOUNCED. (1/72 SCALE)

MONTH	CAT.#	SUGGESTED LIST PRICE	DESCRIPTION
Sept.	711	1.50	German Sd.Kfz. 7 8-Ton Half-Track
Oct.	712	1.00	German Kubelwagen & BMW Motorcycle
Oct.	713	1.00	German Schwimmwagen and Kettenkrad
Nov.	714	1.50	German 8 Ton Half-Track w/20mm Quad A.A.
Nov.	715	1.50	U.S.A. Sherman Tank M-4 A3B8
Nov.	716	1.50	Japanese Refueling Truck & Accessories
Dec.	717	1.50	Japanese Starting Truck & Accessories
Dec.	718	1.50	German 7 Ton Half-Track w/37mm A.A. Gun

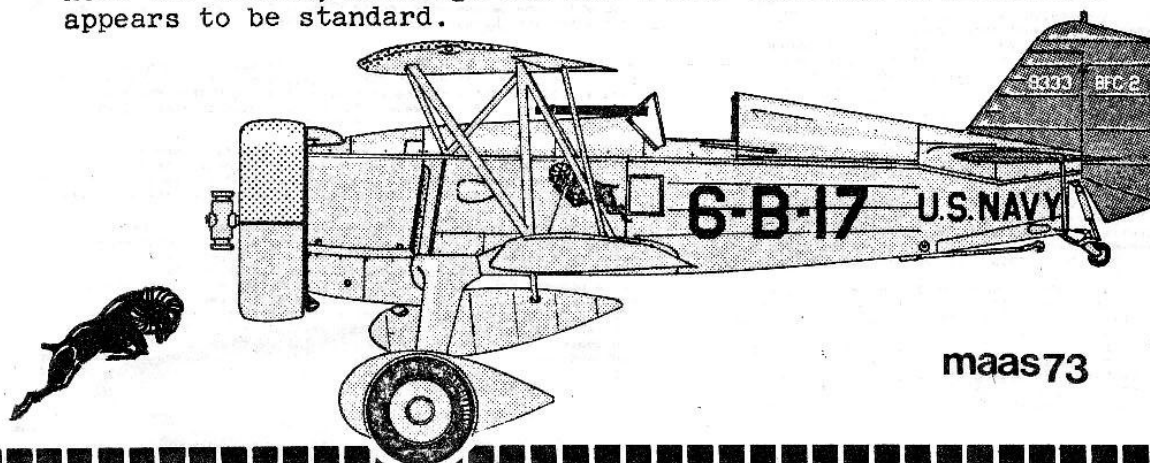
WHERE WE WERE

Dirty Plastic September/October 1973

ANOTHER CURTISS HAWK.

JAMES MAAS

We received a letter from Jim Maas, Callicoon Center, New York, of FLIGHT PLAN, who submitted this drawing of a Curtiss BFC-2, which was actually a modified F11C-2. The aircraft, BuAer # 9333, is from VB-6, which was partially equipped with these aircraft during 1938. Aircraft is silver overall (grey areas repainted silver) and tail color is true blue. The cowl top is yellow, as is the wing top. Wing chevrons were probably reversed (that is, they sprayed outwards toward the front rather than the usual practice) and a small black #17 appeared directly over the center section. No hood was fitted, although the BFC-2 rear fuselage modification appears to be standard.



maas73

Address Correction Requested

dirty plastic

ARIZONA HISTORICAL MODELERS SOCIETY (PHMS/Phoenix)
PIMA PAISANOS (PHMS/Tucson)

2033 N. 11th Ave. Phoenix, Arizona 85007

This is the number of your
LAST ISSUE - - - -



FIRST CLASS

Membership

For only \$1 a month you get all of this

- . Monthly club newsletter**
- . Discounted club T-shirts**
- . Modelzona**
- . Monthly Raffle Prizes**
- . Monthly contest awards**
- . Annual club Awards party**
- . And more**

Remember you have to be **in good standing, to enter and win competitions, get a copy of the monthly newsletter sent directly to your email, and vote for anything that the club brings to the table.**

So Make sure to see Treasurer, “Bill Dunkle”, at the club meeting to sign up for membership

2024 CLUB MEETING CALENDAR

All meetings held at American Legion Post #1, 364 N. 7th Ave., Phoenix, AZ 85003

JANUARY 2024

Tuesday 2nd 7pm
Seminar/Speaker: Uncommon but
useful tools—Kevin Henthorn

JULY 2024

Tuesday 2nd, 7pm
Seminar/Speaker:

FEBRUARY 2024

Tuesday 6th 7pm
Seminar/Speaker: Resin/Mike
Mackowski

AUGUST 2024

Tuesday 6th 7pm
Event : **Club Swapmeet**

MARCH 2024

Tuesday 5th, 7pm
Seminar/Speaker: Wiring Bi-Planes/
Brian Baker

SEPTEMBER 2024

Tuesday 3rd, 7pm
Seminar/Speaker:

APRIL 2024

Tuesday 2nd 7pm
Seminar/Speaker: 3D Printing/Mike
Pabis

OCTOBER 2024

Tuesday 1st, 7pm
Seminar/Speaker: Airliners/Mike Pabis
Saturday 19th BnB

MAY 2024

Tuesday 7th, 7pm
Seminar/Speaker:

NOVEMBER 2024

Tuesday 12th 7pm
Seminar/Speaker: Aircraft
Photography/Brian Baker
Saturday 16th BnB

JUNE 2024

Tuesday 4th 7pm
Seminar/Speaker: Resin Casting/Scott
Reigel

DECEMBER 2024

Tuesday 10th 7pm
Event: **White Elephant**



October Raffle

Tickets are \$1 or six for \$5.



Item A: 1/48 Revell/Monogram, Messerschmitt ME-410



Item B: 1/72 Hasegawa, VF-11B Super Thunderbolt




Item C: 1/25 AMT, 1969 Plymouth GTX Convertible



Item D: 1/48 Monogram, F-4C Phantom



Item E: 1/144 Trumpeter, Landing Craft Air Cushion



Item F: 1/35 Trumpeter, Russian SAM-6 Surface to Air Missile



Special Item:

New from Hobby Depot,
Limited Edition "The Bloody Hundredth" 1/48 B-17F.
\$10.00 per entry. Tickets will be sold at both the **October**
and November meetings
with one winner drawn in **November.**



UPCOMING EVENTS

Awards Dinner—11th January 2025
 Modelzona 1st February 2025 (Flyer on last page)
 Modelzona 1st November 2025

The 2024 IPMS Craig Hewitt Chapter Awards Dinner will be held on Saturday, January 11, 2025 at Chompie's. For those of you who want to google the venue, the address is 3212 E Cactus Rd, Phoenix, AZ 85032. This year's dinner will be similar to last year's, featuring a full buffet and cash bar. In addition to the 2024 club awards, there will be a game planned. Additional information will be given at the club meetings and in future editions of The Corsair.

Thank you.
 The Social Committee



IPMS Phoenix / Craig Hewitt Chapter

The club meets at 7pm on the first Tuesday of each month at the American Legion Post #1 in Phoenix. Check the club website at www.ipms-phoenix.com for more meeting info.

American Legion Post #1

364 N. 7th Ave.
 Phoenix, AZ 85003

The post is located South of I-10 just a few blocks North of Van Buren. Look for the huge American flag.

2024 Chapter Officers

President.....	Kevin Henthorn.....	kdhenthorn@aol.com
Vice President.....	Scott Reigel.....	http://www.ipms-phoenix.com/
Secretary	John Carroll	http://www.ipms-phoenix.com/
Treasurer	Bill Dunkle.....	http://www.ipms-phoenix.com/
Member At Large.....	Hal Sanguinetti.....	http://www.ipms-phoenix.com/
Membership Chair.....	Lyn Gorton.....	http://www.ipms-phoenix.com/
Webmaster.....	Michael Ronnau	http://www.ipms-phoenix.com/
Newsletter Editor	Lyn Gorton	lyngorton@hotmail.com

Useful Links

Bjorn Jacobsen—Aircraft Dioramas	www.dioramas-and-models.com
Plasmo—good visual instructions on “You Tube”	just search for plasmo
Trumpeter replacement parts	Joanna@trumpeter-china.com
Special Hobby	www.specialhobby.Ev/contact
Tamiya—US	support@Tamiya.com
MRCsupport@modelrectifier.com	
Rivet detail and schematic drawings	www.airwar.ru
Fine Scale modeling techniques	http://paulbudzik.com
“How to “Videos	Youtube.com/Andyshobbyheadquarters
Online magazine for all things avionic	www.wingleadermagazine.co.uk
Sky Harbor Informational site	http://www.visitingphx.com/index.html
Military Colors And Camouflage	http://www.theworldwars.net/resources/
Info on Aircraft Tyres	https://www.jupitor.co.jp/pdf/michelin_aircraft.pdf
Spare parts for Airfix	support.airfix.com/hc/en-gb/articles/360019394159-Spare-Parts
Video tour of USAF Museum in Ohio	https://aerodynamicmedia.com/usaf-museum-storage-video/
New digital magazine	www.phoenixscalepublications.co.uk
Swiss page covering aviation.	
Wide range of military subjects, airshows, color profiles, etc.	WINGS-AVIATION , www.wings-aviation.ch .
WW2 Video reference Site –Lots of Documentary DVD	www.victoryfilms.us

If you have a good reference site let me have a brief description and a web address and we will keep this list as a reference.




Join the IPMS/USA!

\$30 annual membership includes a one year subscription to the IPMS Journal. Visit www.ipmsusa.org to download a membership form. Or you can write to:

IPMS/USA PO Box 1411
Riverview,
FL 33568-1411



Membership also gives you access to the online Discussion Forum, where you can exchange ideas and information with other members of IPMS.



CONTENT NEEDED!!!!

The Corsair needs your help! To keep this newsletter filled with all the great content, I need your help with content. Here are some useful items that I can use to put together future issues each month:

- Kit reviews/In-box reviews
- Website links
- Modeling related articles
- Commentary and featured columns
- Neat, strange or otherwise shareable pictures
- Book reviews
- Trip and vacation write-ups

Anything you have can be used. Don't hesitate. Even a few paragraphs are great.

SUPPORT YOUR LOCAL HOBBY SHOP!



RIGHT STUFF,
RIGHT PRICE

www.thehobbydepot.com

109 E. Southern Ave.
Tempe, AZ 85282
(480) 968-1880

WAR BOOKS

AND HOBBIES

KEITH PEIPER, MANAGER

(480) 994-2263

AVALON_WAR_BOOKS@YAHOO.COM

WE BUY COLLECTIONS



**Rhino's
Hobby Tools
& More**

f Rhino's Hobby Tools & More

Michael Ronnau
cactus_rhino@cox.net

www.airline-hobby.com

Your One Stop Source for
Scale Model Airliner Kits, Decals,
Diecasts and Accessories

HOBBY BENCH

2 Great Locations!


8058 N. 19th Ave.
NW corner
19th Ave. & Northern
602-995-1755

4240 W. Bell Rd.
NE corner
43rd Ave. & Bell
602-547-1828

space in miniature

Space modeling reference books
by Mike Mackowski.

www.spaceinminiature.com



THE MAD MEATBALL

MIKE CHOLEWA

602-944-4096

"DEALER IN PRE-OWNED PLASTIC"

12629 NORTH 21ST DRIVE


PHOENIX, AZ 85029



**ANDY'S HOBBY
HEADQUARTERS**



15224 N. 59th Avenue, Suite 12
Glendale, AZ, 85306
tel. (602) 439-1456



Scott Cohen

Marketing, Finance, Product Development,
Supply Chain, Inventory & QC/QA

Post Office Box 74524
Phoenix, AZ, 85087-4524
tru.colorpaint1@yahoo.com

Tru-Color Paint


Model Railroad, Automobile,
and Building Paint

Sales: (714) 488-9779

Info: (623) 551-2548

www.trucolorpaint.com

SUPPORT YOUR LOCAL HOBBY SHOP!



GRAND PRIX REPRODUCTIONS

JEFF ALDERMAN

MASTER MODELER

jeff@grandprixreproductions.com

(623) 385-9060

WWW.GRANDPRIXREPRODUCTIONS.COM




**DESERT SCALE
CLASSIC**

Model Car Championship

Second Saturday, Every April
Phoenix, Arizona

dsc-hq@cox.net
DesertScaleClassic.org





MODELZONA 2024.5

What happened?
We lost our lease!

OUR NEW LOCATION IS:

El Zaribah Shrine Auditorium
552 North 40th Street - Phoenix, AZ 85008

Saturday, February 1st, 2025
9am - 5pm

OPEN TO ALL MODELERS
OVER 50 CATEGORIES
RAFFLE
MAKE & TAKE

SPECIAL AWARDS FOR:

Best Moving/Transport Subject
Best F4U Corsair
Raleigh Williams Craftmanship Award

VENDOR TABLES (8ft. Vendor tables - \$50 each)

For vendor info contact Keith at: avalon_war_books@yahoo.com

GENERAL ADMISSION - \$5

Kids under 13 - FREE

Model Registration - 9am to Noon

Adult - \$5 which includes your first 5 models
(additional models - \$1 each)

Junior (under 17) - \$2 (unlimited models)

Visit our website for more info: www.ipms-phoenix.com

Follow us on Facebook: [Craig Hewitt Chapter-IPMS Phoenix](https://www.facebook.com/CraigHewittChapterIPMSPhoenix)

