



CREATIVE CHALLENGE

1 : ORDINARY THINGS


LOST LETTERS PROJECT



Hello! Thanks for taking time to look at this Creative Pack.



In this pack is an activity for you to do at home. We hope it helps you to stay creative and share your experiences about what is happening in the world at the moment.



This activity is part of the Lost Letters Project. A project working with people across Surrey thinking about local history and letters.



This project uses words and art to develop new ideas from old letters. The old letters come from Surrey History Centre.



This pack has been made for you by an artist called Sarah.



CREATIVE CHALLENGE # 1


ORDINARY THINGS



At the moment, everyone is staying at home,
finding different ways to keep busy during lockdown.
Here are some things people have been doing...



Listening to or
Playing Music



Playing Games



Chatting Online



Washing Up

What have you been doing at home?
Can you make a picture of it?





Where did this idea come from?



The ideas for these Creative Challenges come from old letters which are kept safe at Surrey History Centre.

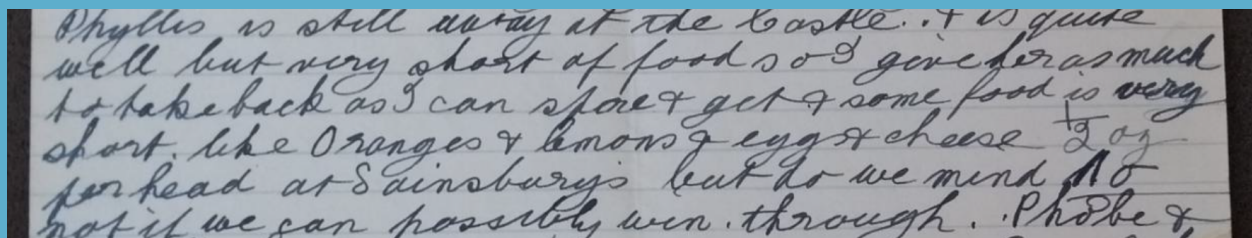
By looking at old letters, people now can learn about the past and find out what life was like in a different time. We might discover things we have in common with people who lived hundreds of years ago!




The letter that inspired 'Ordinary Things' was a letter from a mother to her son Wallie in 1941, who was away in Europe as a soldier during World War 2.



During the war people wrote letters to their loved ones who were far away. At this difficult time, people often wrote about ordinary things, telling them what was happening at home. Sometimes hearing about something ordinary can be comforting when there is fear and uncertainty around us.




Here is a section from a letter from 1941. (Look at the style of handwriting!)



She talks about trying to buy food with her friend Phyllis from Sainsbury's. "Some food is very short, like oranges & lemons & eggs & cheese, 2oz per head at Sainsburys but do we mind, NO, not if we can possibly win through."

1. You will need....

- A piece of paper
- A ruler
- Scissors
- A Pencil or Pen



2. If you want to, you could also use....



- Coloured Pencils
- Coloured Pens
- Paint
- Glue



- Coloured Paper
- Old Magazines

(it doesn't matter if you don't have all these things)

3. Make a paper square (Option 1)



A. Get your ruler and measure along the side of the page




B. Measure 21cm down side of the page



C. Where you have measured 21cm, draw a line across the page



D. Use scissors to cut along this line



E. Now you have a paper square!




Why does it need to be a square?

Good question! Many people around the UK are doing this creative challenge and making pictures. To make all the pictures have the same shape, everyone is using a square. (There is more information about this on the last page)

3. Make a paper square (Option 2)

If you have a printer you could print this page to use (Page 6)






4. Think about....



- What have you been doing at home ?
- How have you been keeping busy during lockdown? Maybe these things are exciting, maybe these things are very normal.
- Choose something to make a picture of.

5. Get Creative !



Use your paper square and your art things to make your picture of something you have been doing at home.



You could:

- Draw
- Colour
- Paint
- Collage
- Or a combination of these things

These are just ideas- you can do this however you like- it's your creation!
We hope you enjoy this challenge!



If you need some help with ideas here is some art made by other people for this Creative Challenge!





6. When you have finished...




- Celebrate your creativity!



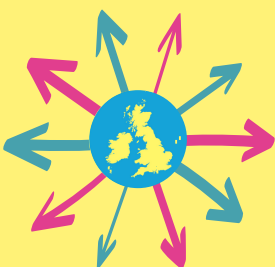
- Share your art with people who are important to you if you want to.



- Choose if you want to share your art with [It's Not Your Birthday But... \(INYBB\)](#). It's up to you.




If you choose to share your art with INYBB it is important to know they may share your work on social media and in an exhibition connected to the Lost Letters Project.



This means your work will be seen by more people around Surrey and UK. By sharing your work with INYBB you are giving them permission to share it with other people. If you have questions about this contact itsnotyourbirthdaybut@gmail.com



Would you like to know more?



Who else is making squares & why are they doing it?
Hundreds of people around the UK are doing this Creative Challenge! We are asking people to make art to help remember all the things we are doing right now, during Lockdown in 2020.



What will happen to all the squares people make for this Creative Challenge?

People who want to, can share their creations. All the squares will be collected together to make a "Lockdown Landscape". The small things come together to form the big picture! This picture will be stored in Surrey History Centre so people in the future can understand what people were doing in 2020!



What is the Lost Letters Project?

Lost Letters is a project working with people across Surrey thinking about local history and letters.

Artists & writers are doing creative activities with local people, using words and art to develop new ideas from old letters.



Who are It's Not Your Birthday But... (INYYBB)?

INYYBB connect people through letters, words and art. They work with people in many parts of the community including schools, prisons & care homes. They believe in creativity, sharing things and connecting people.

www.itsnotyourbirthdaybut.com