



CREATIVE CHALLENGE

3 : I LOVE THIS BECAUSE...


LOST LETTERS PROJECT



Hello! Thanks for taking time to look at this Creative Pack.



In this pack is an activity for you to do at home. We hope it helps you to stay creative and share your experiences.



This activity is part of the Lost Letters Project. A project working with people across Surrey thinking about local history and letters.



This project uses words and art to develop new ideas from old letters. The old letters come from Surrey History Centre.



This pack has been made for you by an artist called Sarah.



CREATIVE CHALLENGE # 3

I LOVE THIS BECAUSE...



In our homes we have many things.
Sometimes we have things which are very important or
precious to us and we really care about them.



These could be...



things that make you feel really happy



things that make you feel better



things connected to an important person
or memory in your life.

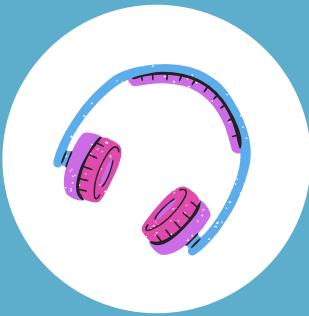


If something is very precious to us,
we might say we love it.



I LOVE THIS WATCH BECAUSE...

Blue is my favourite colour. My brother gave me this watch for my birthday and I think of him when I wear it. It makes me feel good.



I LOVE MY HEADPHONES BECAUSE...

I use them everyday to listen to music. Listening to music makes me feel calm and relaxed. Ed Sheeran is my favourite.



I LOVE THESE PHOTOS BECAUSE...

They are a happy memory from my holiday to Brighton last year. When I look at them I remember being on the beach and the seagulls trying to take my chips!

In this creative challenge we will...

Make art about an object that we love





Where did this idea come from?



The ideas for these Creative Challenges come from old letters which are kept safe at Surrey History Centre.



By looking at old letters, people now can learn about the past and find out what life was like in a different time. We might discover things we have in common with people who lived hundreds of years ago!



The idea for this activity came from a letter from a mother to her son, Wallie who was away in Europe as a soldier during World War 2. She missed him very much so she used his fountain pen to write to him. This idea came from a letter from 1941- it's almost 80 years old!



An simple object like a pen became precious because it was connected to a loved one. Objects can remind us of people and stories, connecting us to the past. Surrey History Centre is filled with objects like this.



1. Choose 1 object you have, that you love or is very important to you.

It could be...




something that makes you feel really happy



something that makes you feel better



something connected to an important person or memory in your life.



Choose an object you are happy to share with other people.




2. Think about...

WHY you love this object?

- Is there a memory or story connected to it?
- What do you love about it?
- How does it make you feel?


3. Get Your Art Materials

You will need....



- A piece of paper
- A Pencil or Pen

If you want to, you could also use....



- Coloured Pencils
- Coloured Pens
- Paint
- Glue
- Scissors
- Coloured Paper
- Anything you like to use!

(it doesn't matter if you don't have all these things)

4. Get Creative !

Make a picture of the object you love

You could:

- Draw



- Colour
- Paint



- Collage
- Or a combination of these things




These are just ideas, you can do this however you like,
it's your creation!

5. If you would like to...



Add some words about your object

- Give your artwork a TITLE. What is your picture called?
- You could also add a description...
 - What is the story of this object?
 - Finish the sentence "I love this because..."





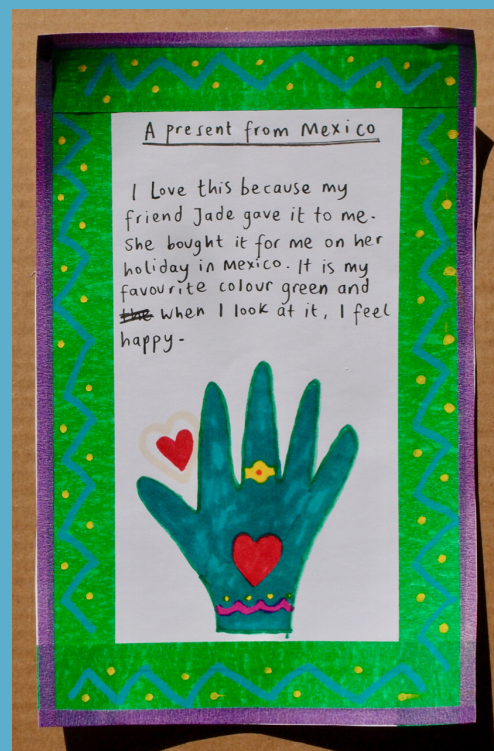
Other Ideas...

If you have some more time and would like to do more you could...

- Do a photo shoot of the object you love (you could use a camera phone?)
- Make a frame for your picture
- Add to your picture with drawings to show the story of your object or the reasons you love it
- Make a 3D model of your object (you could use cardboard or plasticine?)



A photoshoot of a precious object



Adding a frame...



6. When you have finished...



- Celebrate your creativity!



- Share your art with people who are important to you if you want to.



- Choose if you want to share your art with [It's Not Your Birthday But... \(INYBB\)](https://www.itsnotyourbirthdaybut.com). It's up to you.

Who are It's Not Your Birthday But... (INYBB)?



INYBB connect people through letters, words and art. They work with people in many parts of the community including schools, prisons & care homes. They believe in creativity, sharing things and connecting people. www.itsnotyourbirthdaybut.com



If you choose to share your art with INYBB it's important to know you are also giving them permission to share your art with other people on social media and in an exhibition connected to the Lost Letters Project. Your work will be seen by people around Surrey and the UK. Any questions? Contact us here: itsnotyourbirthdaybut@gmail.com

