



# **CREATIVE CHALLENGE**

**# 5 : SMILE IN MY POCKET**

**LOST LETTERS PROJECT**



Hello! Thanks for taking time to look at this Creative Pack.



In this pack is an activity for you to do at home. We hope it helps you to stay creative.



This activity is part of the Lost Letters Project. A project working with people across Surrey thinking about local history and letters.



This project uses words and art to develop new ideas from old letters. The old letters come from Surrey History Centre.




This pack has been made for you by an artist called Sarah.



# CREATIVE CHALLENGE # 5

## SMILE IN MY POCKET

Sometimes in life, things are good and sometimes things are hard. Everyone has ups and downs in their life.



At the moment lots of things are different. We can't see all the people we want to see or go to all the places we want to go.

This might feel hard sometimes.



When things are hard, it's important to be kind to ourselves and other people, even when we are far apart.



Sometimes even a simple thing can help us to smile or feel better.



Positive words or pictures can make us smile and help us remember good things.

In this creative challenge we will...




Make something simple to look at if we want to feel happier.



It will be something small you can keep in a pocket.

## 1. Get Your Art Materials

You will need....



- A piece of paper
- A ruler
- Scissors
- A pencil or pen
- Coloured Pencils or Pens
- Any other things you like to make art with!




## 2. Think about...



- Things that make you smile






- Words that make you feel better when things are hard



- Colours that make you feel good

## 3. Cut your paper into a square

Cut a square in the way that is easiest for you



- Make a square that is about 12cm x 12cm
- Your square does not have to be perfect, you can cut it without using a ruler if you like
- You can make a bigger or smaller square if you want to


## 4. Get Creative !

Use your paper square to make a 'Smile in My Pocket'



Decorate your paper square.  
Use your ideas about...

- Things that make you smile



- Words that make you feel better when things are hard



- Colours that make you feel good



Here are some examples if you like using words.  
Think about words that make you feel good.

You could use sayings or quotes from other people that you find inspiring.



These are just ideas, you can do this however you like, the most important thing is to create something that makes you smile!



## 5. Fold it up.



Fold up your creation so it will fit in your pocket



Here is one way you can fold it up.

There are lots of ways to fold paper.

You can choose how you would like to fold your creation

## 6. Put a smile in your pocket!



Choose a pocket to put your artwork so you can look at it when you want to.

Coat pocket? Bag Pocket? Trouser pocket? Notebook pocket?

You decide.





## Other Ideas...

If you have some more time you could make another 'Smile in My Pocket' for someone you care about.



- Think about this person and what would make them smile.
  - What things do they like?
  - What are their favourite colours?
  - What words would make them feel good?
- Use these ideas to decorate a paper square for them





## 6. When you have finished...



- Celebrate your creativity!



- Share your art with people who are important to you if you want to.



- Choose if you want to share your art with [It's Not Your Birthday But... \(INyBB\)](#). It's up to you.


## Who are It's Not Your Birthday But... (INyBB)?



INyBB connect people through letters, words and art. They work with people in many parts of the community including schools, prisons & care homes. They believe in creativity, sharing things and connecting people. [www.itsnotyourbirthdaybut.com](http://www.itsnotyourbirthdaybut.com)



If you choose to share your art with INyBB it's important to know you are also giving them permission to share your art with other people on social media and in an exhibition connected to the Lost Letters Project. Your work will be seen by people around Surrey and the UK. Any questions? Contact us here: [itsnotyourbirthdaybut@gmail.com](mailto:itsnotyourbirthdaybut@gmail.com)





## Where did this idea come from?



The ideas for these Creative Challenges come from old letters which are kept safe at Surrey History Centre.



By looking at old letters, people now can learn about the past and find out what life was like then. We might discover things we have in common with people hundreds of years ago

The idea for this Creative Challenge is inspired by two things :



1) The Victorian puzzle purse. These are special folded pieces of paper which were popular over 250 years ago to send messages of happiness and love, including Valentines.



2) A collection of letters filled with hope. These letters were written in 1915 by Miss Dabbs looking for her fiancé, Edward who went missing during the First World War.

Over 2 years, she wrote many letters looking for her fiancé, writing to people all around Europe, including King Alphonso of Spain. She didn't give up hope in trying to find him.

People often visit Surrey History Centre to look at old letters, they also hope to find out information about their family from the past.