

HOW TO TAKE GREAT PORTRAITS USING AN

iPhone

FOLLOW THESE

7 steps



SoFro

GET YOUR MODEL TO STEP OR SIT **FORWARD** FROM THE BACKGROUND


1



SoFro

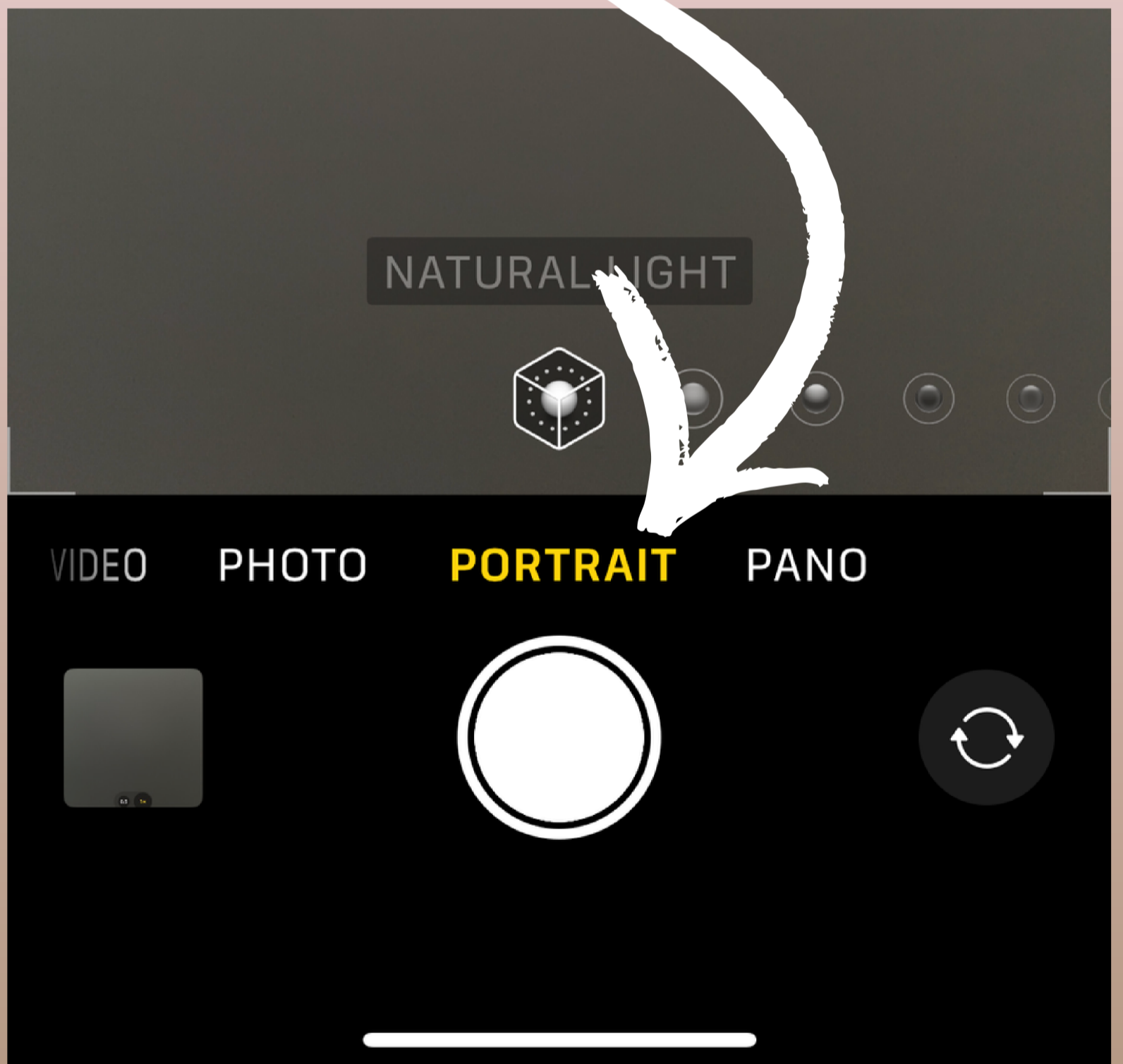
2

SELECT CAMERA




SWIPE AND SELECT THE PORTRAIT SETTING

3



4


CLICK ON
THE **F**



SoFro

5


TOUCH THE
SCREEN TO
FOCUS ON
THEIR **FACE**





THEN SLIDE
YOUR
FINGER UP
OR DOWN
TO ADJUST
THE LIGHT

6





SLIDE
THE DIAL LEFT
TO **BLUR** THE
BACKGROUND

7





SLIDING RIGHT
MAKES THE
BACKGROUND
DISTRACTING



**FOLLOW ME FOR MORE
TIPS ON HOW TO
PHOTOGRAPH
YOUR LOVED ONES.**

