

Westchester Women's Golf Association

WWGA Board Meeting
February 25, 2025
WGC Cafe

Call to Order: 11:12 AM

Attending: Carol Earle, Debby Christian, Sheri Wiggett, Jane Wortman, Heather Daims (remote), Cheryl Sandy, Mary Hale, Ruthie Cote. Guests: Pat Martzen, Connie Simons

Approval of Minutes of January 7, 2025

- Sheri Wiggett moved to approve; Cheryl Sandy 2nd. Minutes approved.

Treasurer – Sheri Wiggett

- January: beginning balance \$6,590.06 Ending balance \$7,174.32

Major Tournaments – Heather Daims


- Tee sheets: There was confusion re: tee sheets for the last tournament. Tournament chair establishes the tee sheet (times and pairings) for the tournament and provides it to the starter. The starter distributes the tee sheet as usual adding non-tournament players at the end of the field.
- One reminder email will be sent ASAP for President's Cup registration
- All other tournament issues were deferred for the next meeting.

Membership – Ruthie Cote

- Ruthie shared frustration expressed by prospective members re: the glut of materials and information disseminated upon initial contact. A spirited discussion followed. It was agreed that beyond the Qualifier application, the rules were the main item for review and discussion. When to distribute information re: affiliate memberships was TBD.
- Laura Freeman was presented for membership affirmation. Debby Christian moved Laura be accepted. Sheri Wiggett 2nd. Motion carried.

Rules – Mary Hale

- Mary shared proposed modifications for local rules to be printed on the back of the scorecard. Mary will provide a final version for inclusion on future scorecards. It was noted that the local rules as modified by the Rules Committee (Mary Hale, Nancy Mandoky, Sue Robelotto) included USGA review. (attached)
- Mary requested a dedicated rules page be created on the website. Debby will handle.



Westchester Women's Golf Association

- Mary shared a detailed printout (with photos) for members explaining some of the local rules. (attached)

Social – Cheryl Sandy

- Contract with Lido de Manhattan for the Spring Fling luncheon on April 15 will be executed.
- Cheryl requested additional solicitation for gifts for the raffle to be held at the luncheon. Debby will send out a notification.

Old Business


- Play Away - Contract for golf was reviewed. It will be executed and Sheri will pay the required deposit directly. Connie is soliciting gifts for Banquet activities. Flyer sent to membership. (attached)

Next Meeting Dates

- **General Meeting**
Critical business will be addressed at the luncheon 4/15
- **Board Meeting**
Tuesday, April 1 – Hacienda del Rey – 11:30. (Board will meet & dine in a quiet area of the restaurant)

Adjourn-12:02

Respectfully Submitted: Deborah Christian
Deborah Christian, Secretary



WWGA Local Rules

USGA Rules govern all play except as modified by these Local Rules

The sod farms on Hole 5 and Hole 17 are deemed ground under repair.

OB stakes between Hole 3 and Hole 7 apply only to the play of Hole 7.

The player may take relief under Rule 16.1b if an immovable obstruction is on the line of play and is:

- Within two club-lengths of the putting green, and
- Within two club-lengths of the ball

Exception – There is no relief under this Local Rule if the player chooses a line of play that is clearly unreasonable.

The PVC pipe at the boundary fence back of Hole 5 is an integral part of the course. No relief.

During the play of Hole 12 and Hole 13, in respect to the direction of play,

- The area left of the protected fence is a no play zone. The player must take free relief for any interference from the no play zone under Rule 16.1b.
- For interference on the right side of the protected fence, Rule 16.1 is modified so that the player shall determine the nearest point of complete relief without crossing over, through or under the obstruction.

The protective fence closest to the boundary fence at holes 12 and 13, along with the entire area on or between the protective fence and the course boundary edge, is deemed to be an immovable obstruction. Free relief is allowed under Rule 16.1. Balls that are out of bounds are not allowed relief under this rule.

USGA Model Local Rule E-5 Alternative to Stroke and Distance may be used as a relief option for a ball that is out of bounds or cannot be found.

For details on these local rules see
wwga.net/local-rules

WWGA Local Rules

WWGA Local Rules are summarized on the back of the scorecard

USGA Rules govern all play except as modified by these Local Rules

The sod farms on Hole 5 and Hole 17 are deemed ground under repair.

OB stakes between Hole 3 and Hole 7 apply only to the play of Hole 7.

The player may take relief under Rule 16.1b if an immovable obstruction is on the line of play and is:

- Within two club-lengths of the putting green, and
- Within two club-lengths of the ball

Exception: There is no relief under this Local Rule if the player chooses a line of play that is clearly unreasonable.

The PVC pipe at the boundary fence back of Hole 5 is an integral part of the course. No relief.

During the play of Hole 12 and Hole 13, in respect to the direction of play,

- The area left of the protective fence is a no play zone. The player must take free relief for any interference from the no play zone under Rule 16.1.
- For interference on the right side of the protective fence, Rule 16.1 is modified so that the player shall determine the nearest point of complete relief without crossing over, through or under the obstruction.

The protective fence closest to the fence at holes 12 and 13, along with area on or between the protective the course boundary edge, is deemed immovable obstruction. Free relief under Rule 16.1. Balls that are out are not allowed relief under this rule


USGA Model Local Rule E-5 Alter Stroke and Distance may be used : option for a ball that is out of k cannot be found.

Illustrations and Clarifications of Local Rules

The sod farms on Hole 5 and Hole 17 are deemed ground under repair.



OB stakes between Hole 3 and Hole 7 apply only to the play Hole 7.

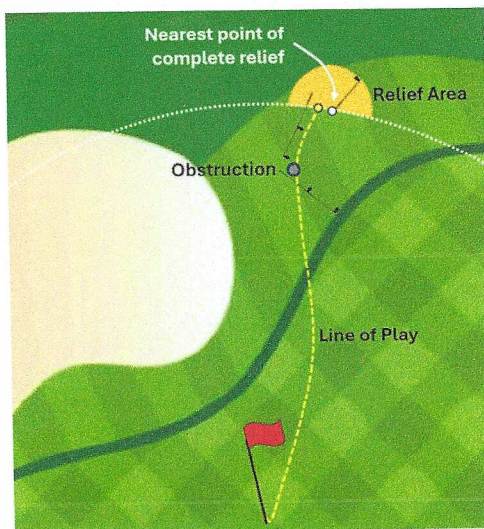


The player may take relief under Rule 16.1b if an immovable obstruction is on the line of play and is:

- Within two club-lengths of the putting green, and
- Within two club-lengths of the ball

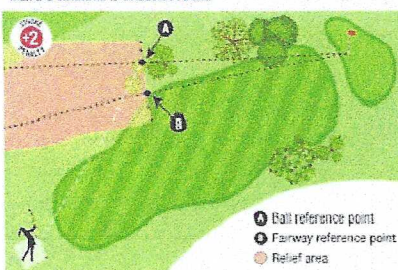
Exception There is no relief under this Local Rule if the player chooses a line of play that is clearly unreasonable.

This [video](#) does a good job of explaining this rule.



A player may use this option to take relief for a provisional ball that has not been found or is known or virtually certain to be out of bounds.

MLR E-5 DIAGRAM 1: BALL NOT FOUND



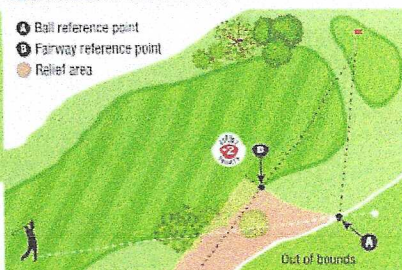
When a player's ball has not been found, the player may take stroke-and-distance relief, or when Model Local Rule E-5 is introduced, the player has the additional option to drop a ball in and play from the relief area described below for two penalty strokes.

Reference Points	Size of Relief Area	Limits on Relief Area
A. Ball Reference Point: The point where the original ball is estimated to have come to rest on the course (point A).	Anywhere between: • A line from the hole through the ball reference point (point A) and within two club-lengths to the outside of that line, and • A line from the hole through the fairway reference point (point B) and within two club-lengths to the fairway side of that line.	The relief area: • Must not be nearer the hole than the ball reference point, and • Must be in the general area.
B. Fairway Reference Point: The point of fairway of the hole being played (point B) that is nearest to the ball reference point, but is not nearer the hole than the ball reference point.		

Player Notes:

As the relief area is likely to be very large, the ball could roll a considerable distance from the spot where it first strikes the ground and not need to be dropped again.

MLR E-5 DIAGRAM 2: BALL OUT OF BOUNDS



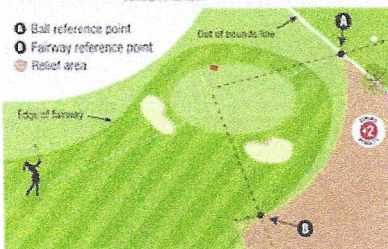
When a player's ball is known or virtually certain to be out of bounds, the player may take stroke-and-distance relief, or when Model Local Rule E-5 is introduced, the player has the additional option to drop a ball in and play from the relief area described below for two penalty strokes.

Reference Points	Size of Relief Area	Limits on Relief Area
A. Ball Reference Point: The point where the original ball is estimated to have last crossed the edge of the course boundary to go out of bounds (point A).	Anywhere between: • A line from the hole through the ball reference point (point A) and within two club-lengths to the outside of that line but still on the course, and • A line from the hole through the fairway reference point (point B) and within two club-lengths to the fairway side of that line.	The relief area: • Must not be nearer the hole than the ball reference point, and • Must be in the general area.
B. Fairway Reference Point: The point of fairway of the hole being played (point B) that is nearest to the ball reference point, but is not nearer the hole than the ball reference point.		

Player Notes:

As the relief area is likely to be very large, the ball could roll a considerable distance from the spot where it first strikes the ground and not need to be dropped again.

MLR E-5 DIAGRAM 3: BALL NOT FOUND OR OUT OF BOUNDS CLOSE TO GREEN



When a player's ball has not been found or is known or virtually certain to be out of bounds, the player may take stroke-and-distance relief, or when Model Local Rule E-5 is introduced, the player has the additional option to drop a ball in and play from the relief area described below for two penalty strokes.

Reference Points	Size of Relief Area	Limits on Relief Area
A. Ball Reference Point: The point where the original ball is estimated to have come to rest on the course or last crossed the edge of the course boundary to go out of bounds (point A).	Anywhere between: • A line from the hole through the ball reference point (point A) and within two club-lengths to the outside of that line, and • A line from the hole through the fairway reference point (point B) and within two club-lengths to the fairway side of that line.	The relief area: • Must not be nearer the hole than the ball reference point, and • Must be in the general area.
B. Fairway Reference Point: The point of fairway of the hole being played (point B) that is nearest to the ball reference point, but is not nearer the hole than the ball reference point.		

Player Notes:

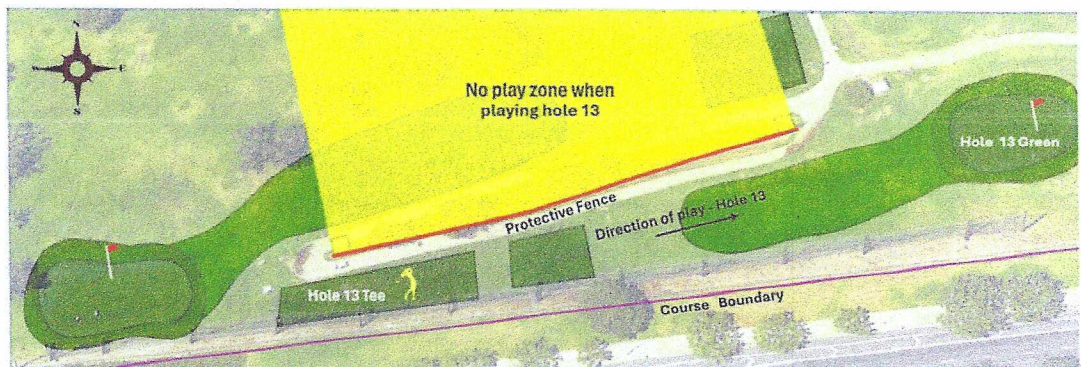
As the relief area is likely to be very large, the ball could roll a considerable distance from the spot where it first strikes the ground and not need to be dropped again.

The PVC pipe at the boundary fence back of Hole 5 is an integral part of the course. No relief.



During the play of Hole 12 and Hole 13, in respect to the direction of play,

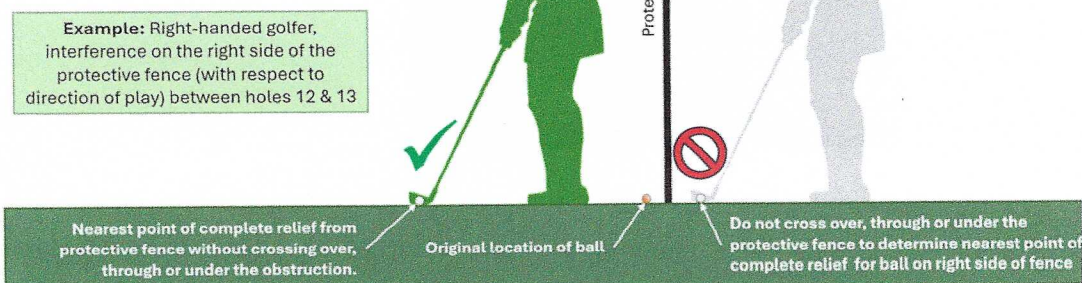
- The area left of the protective fence is a no play zone. The player must take free relief for any interference from the no play zone under Rule 16.1b.



- For interference on the right side of the protective fence between holes 12 & 13

During the play of Hole 12 and Hole 13, in respect to the direction of play,

- For interference on the right side of the protected fence, Rule 16.1 is modified so that the player shall determine the nearest point of complete relief without crossing over, through or under the obstruction.



USGA Model Local Rule E-5 Alternative to Stroke and Distance may be used as a relief option for a ball that is out of bounds or cannot be found.

Model Local Rule E-5

When a player's ball has not been found or is known or virtually certain to be out of bounds, the player may proceed as follows rather than proceeding under stroke and distance.

For **two penalty strokes**, the player may take relief by dropping the original ball or another ball in this relief area (see [Rule 14.3](#)):

6.

Two Estimated Reference Points:

a. **Ball Reference Point:** The point where the original ball is estimated to have:

- Come to rest on the course, or
- Last crossed the edge of the course boundary to go out of bounds.

b. **Fairway Reference Point:** The point of fairway of the hole being played that is nearest to the ball reference point, but is not nearer the hole than the ball reference point.

For purposes of this Local Rule, fairway means any part of the general area cut to fairway height or less.

If a ball is estimated to be lost on the course or last crossed the edge of the course boundary short of the fairway, the fairway reference point may be a grass path or a teeing ground for the hole being played cut to fairway height or less.

Size of Relief Area Based on Reference Points: Anywhere between:

- A line from the hole through the ball reference point (and within two club-lengths to the outside of that line), and
- A line from the hole through the fairway reference point (and within two club-lengths to the fairway side of that line).

But with these limits:

Limits on Location of Relief Area:

- Must be in the general area, and
- Must not be nearer the hole than the ball reference point.

Once the player puts a ball in play under this Local Rule:

- The original ball is no longer in play and must not be played.
- This is true even if the ball is found on the course before the end of the three-minute search time (see [Rule 6.3b](#)).

But the player may not use this option to take relief for the original ball when:

- That ball is known or virtually certain to have come to rest in a penalty area, or
- The player has played another ball provisionally under penalty of stroke and distance (see [Rule 18.3](#)).