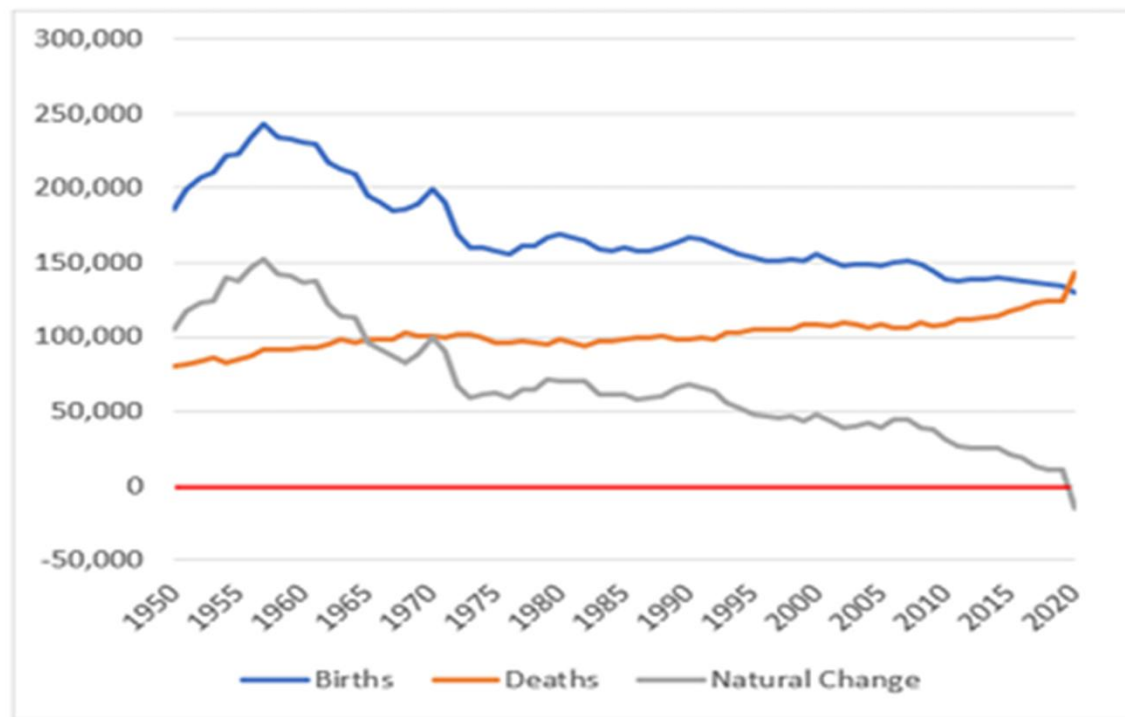




# **Governor's Office of Workforce Transformation**

Chart 4: Annual Births, Deaths, and Natural Increase of the Ohio Population, 1950 to 2020



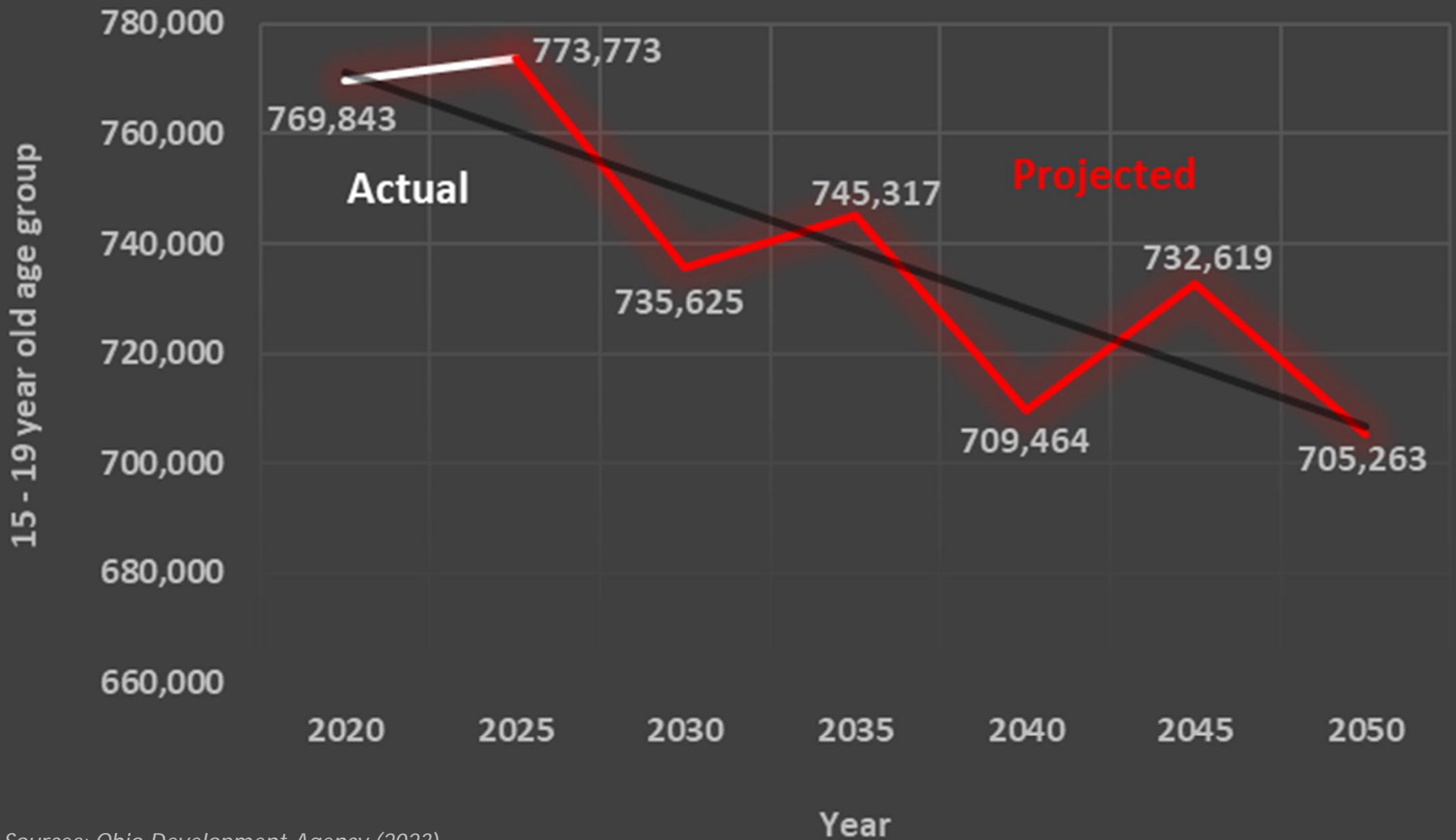
- Ohio's population is projected to decline by approximately 675,000 (5.7%) by 2050 if current fertility, mortality, and migration rates remain unchanged.
- Ohio is the seventh most populous state. Georgia and North Carolina will likely surpass Ohio in total population by 2030 or shortly thereafter. Ohio is expected to remain the ninth most populous state for many years beyond the scope of these projections.

LEO

Need some additional context about migration. I think it's interesting that we are actually net-importing people but more are dying.

Leach, Eric, 2023-04-06T19:35:47.707

# Will Ohio's High School Population Return?



Sources: Ohio Development Agency (2023)

# Ohio's Historical Migration Patterns

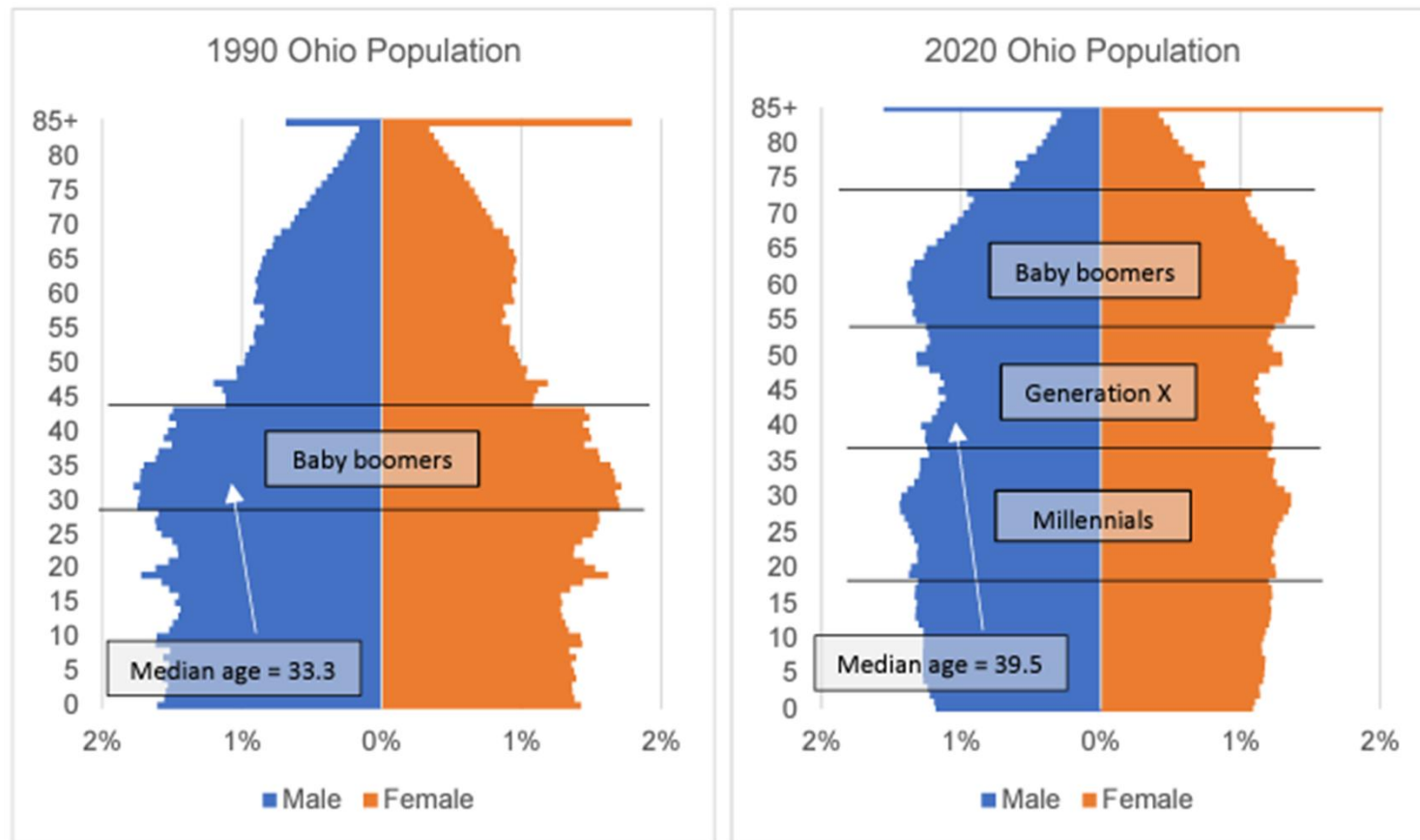
**Table 6. Intercensal Natural Change and Residual Migration<sup>17</sup>**

	1960	1970	1980	1990	2000	2010	2020
Census	9,707,136	10,657,423	10,797,604	10,847,115	11,353,140	11,536,504	11,799,448
Population Change	1,760,509	950,287	140,181	49,511	506,025	183,364	262,944
Natural Change	1,441,674	1,060,945	692,104	637,822	532,055	413,011	202,128
Residual Migration	318,835	-110,658	-551,923	-588,311	-26,030	-229,647	60,816

Although the previous slide indicates that Ohio is declining in total population, for the first time in 50 years, Ohio has experienced net-positive migration from 2010-2020.

# Ohio's Population Structure, 1990 and 2020

Chart 1. Ohio Population Structure, 1990 and 2020



- Ohio's median age is 39.3 years.
- 17.8% of the population is aged 65 years or more.

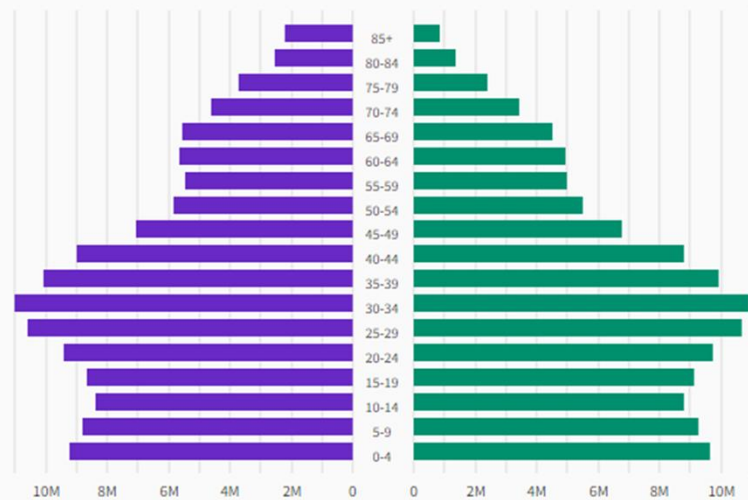
# United States' Population Structure, 1990 and 2020

How have the age and sex demographics of the US changed?

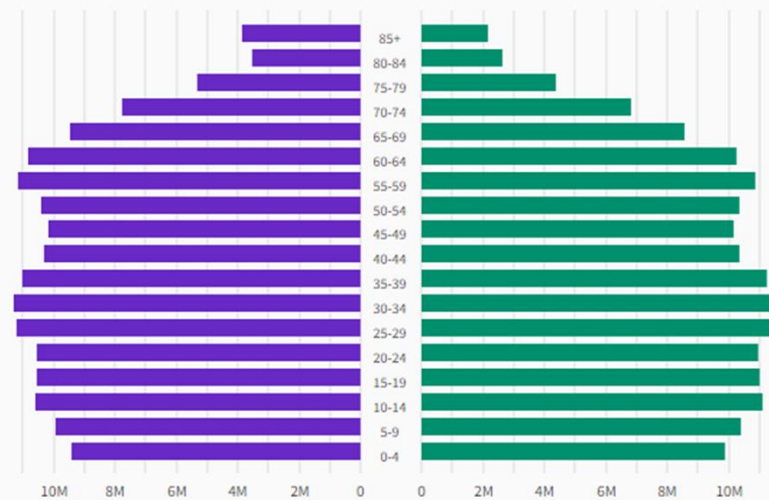
These population pyramids group the populace by age and sex (**female** and **male**). A wider pyramid base means that the population is young. A wider top means that the population is older.

- The national median age is 38.5 years

Total population in 1990

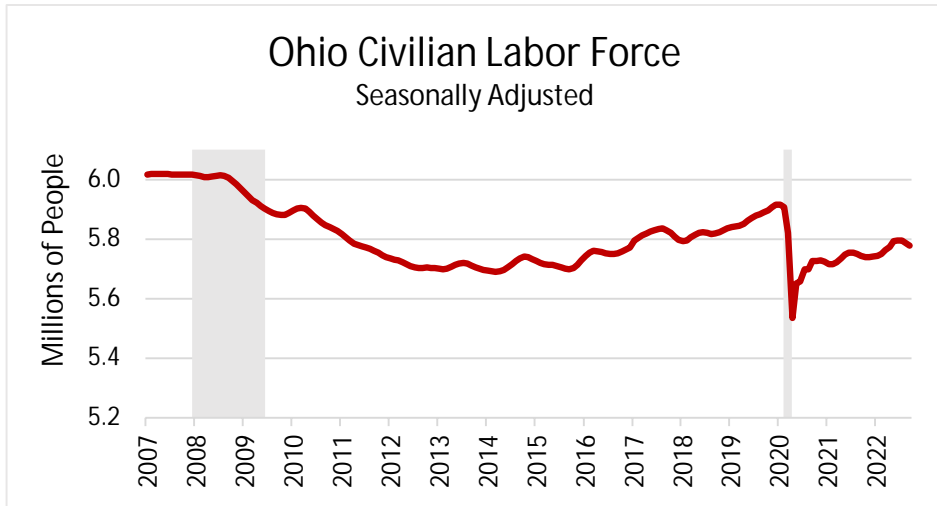


Total population in 2020

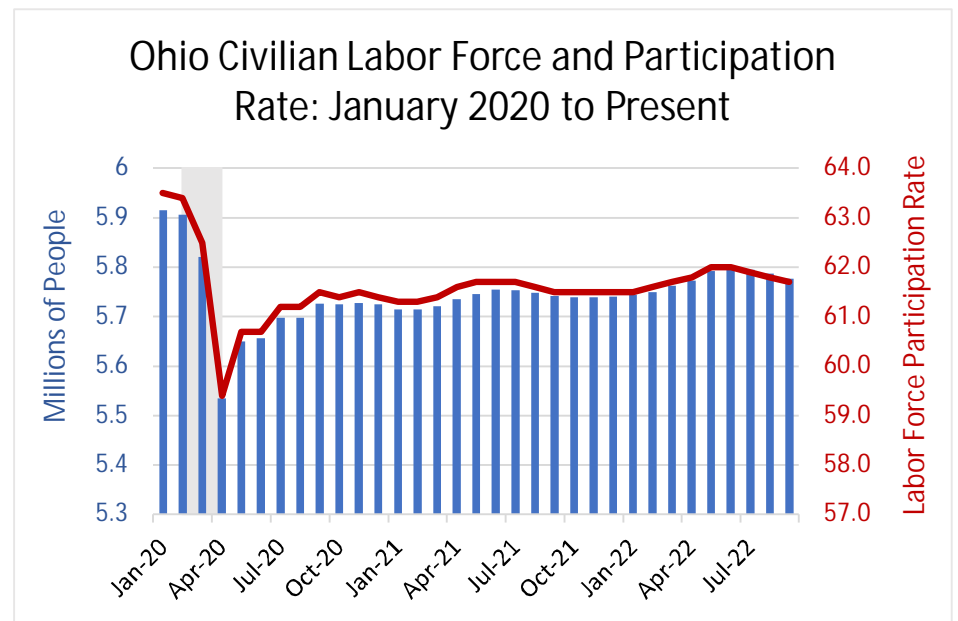
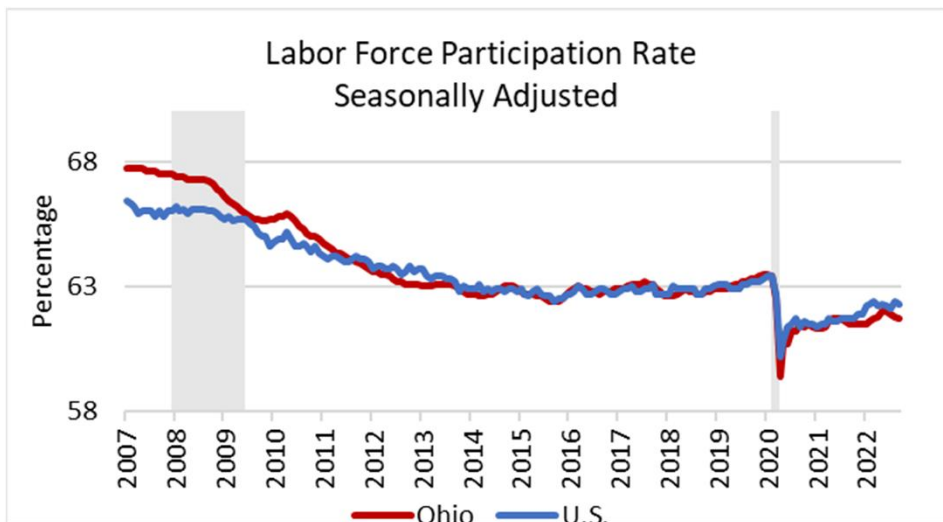




# Ohio Labor Force Participation Rate



- In February 2023, the number of people in Ohio's civilian labor force increased 0.24 percent compared to January 2023 and remained 3.1 percent below January 2020 levels.
- Ohio's labor force participation rate increased 0.2 percentage points in February 2023 compared to January 2023. This was 1.1 percentage points below the national labor force participation rate of 62.4 percent.



Source: Bureau of Labor Statistics through FRED(2022)

Last Updated: October 25, 2022



# Ohio Broadband & 5G Investments

## Broadband

As Ohio works to connect the approximately 1 million Ohioans who lack access to high-speed internet, over \$1B of public and private investments are being committed across the state. These investments will create an additional 2,500+ jobs, exacerbating the labor shortage already affecting the telecom industry.

## 5G

The deployment of 5G in Ohio from 2020-2030 is expected to create 107,000 jobs statewide and increase Ohio's GDP by \$36.4B. Of the 107,000 jobs, approximately 26,000-32,000 will be tied directly to infrastructure deployment. Every one percent shortfall (about 1,070 workers) in talent supply, including direct and indirect talent, could mean missing out on \$546M in potential GDP benefits for Ohio over the decade.

# Overview of Ohio's Broadband/5G Workforce Strategy

## What are the key issues?

1. Lack of broadband industry career awareness
2. Lack of training and education programs
3. Lack of utilization of state and federal funding programs

## What are our solutions?

1. Increase career awareness
2. Establish and scale education/training programs
3. Capitalize on the state and federal funding

# Broadband & 5G Programs in Ohio



## Programs started as a result of Ohio's Broadband & 5G Workforce Strategy

-  5G Readiness Program
-  Fiber Optic Technician
-  Telecommunications Tower Technician Program
-  Broadband Infrastructure Training Program



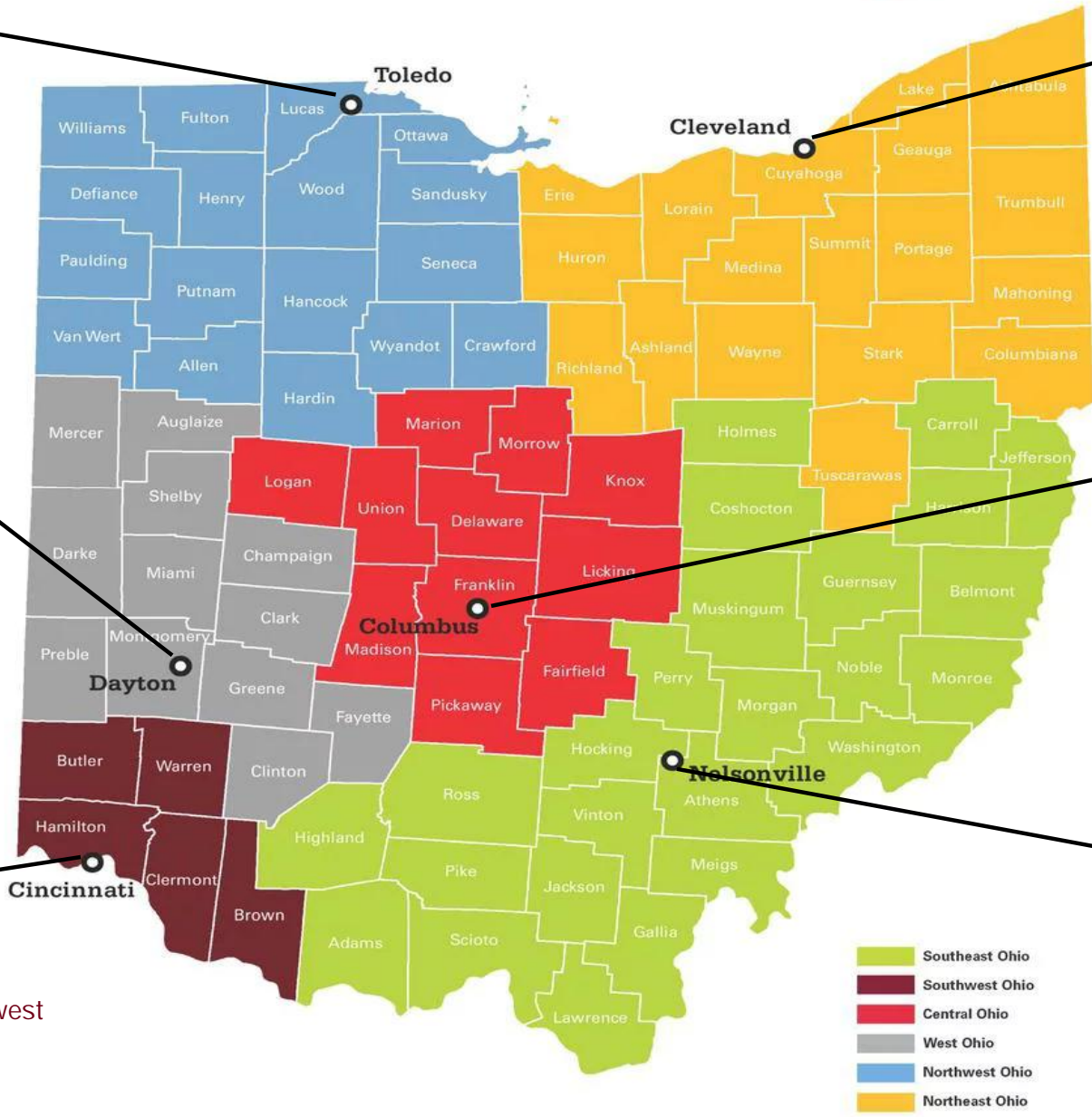
**JON HUSTED**  
LT. GOVERNOR OF OHIO

**Ohio**

Governor's Office of  
Workforce Transformation

**BroadbandOhio**

# Ohio's Broadband-5G Regional Nodes



Northwest – Regional Growth Partnership JobsOhio Region

- University of Findlay
- Terra State Community College
- Greater Ohio Workforce Board, Inc.
- Great Lakes Community Action Partnership

Northeast – Team NEO JobsOhio Region

- Youngstown State University
- Cuyahoga Community College
- Cleveland | Cuyahoga County Workforce Development Board
- Community Action Akron Summit

West - Dayton Development Coalition JobsOhio Region

- University of Dayton
- Sinclair Community College
- Greater Ohio Workforce Board, Inc.
- Miami Valley Community Action Partnership

Central – One Columbus JobsOhio Region

- The Ohio State University
- Columbus State Community College
- Workforce Development Board of Central Ohio
- IMPACT Community Action

Southwest – REDI Cincinnati JobsOhio Region

- Miami University
- Cincinnati State Technical & Community College
- Workforce Council of Southwest Ohio
- Community Action Agency Cincinnati-Hamilton County

Southeast – Ohio Southeast JobsOhio Region

- Ohio University
- Hocking College
- Area 14 Workforce Development Board
- Community Action Organization of Scioto County, Inc.

# Key Workforce Programs

- TechCred
- High School Tech Internship
- College Tech Internship





## **Governor's Office of Workforce Transformation**

Contact:

Eric Leach

Deputy Director

[Eric.Leach@owt.ohio.gov](mailto:Eric.Leach@owt.ohio.gov)