

This Months Articles

- Target Cruise nights are back!
- Ogunquit ME. Caravan
- 2024 NCM Caravan
- Who Likes to draw?
- What's your Logo?
- Recipes for on the go
- Wanna be a Movie Star

June!

One of the things that make living here in new Hampshire such a wonderful blessing is the changing of the seasons each year. Yes winter is long, but it is surrounded by such beauty both in the fall and in the spring. And as the days grow longer, we're blessed to be able to once again get outside, enjoy our passion for our beautiful cars and gather together with wonderful friends! As spring evolves into summer, this year there's a rebirth in the many events that the pandemic has either diminished or completely cancelled! The calendar is already full of cars shows and events each and every weekend through September! Show options are a good thing as work and family commitments usually will limit one's ability to be at every show every weekend.

One of the things SO NH CORVETTES is doing to encourage members to attend other club and group events is limit our Sunday Caravans to just one a month, while mixing in some shorter midweek events to our calendar. Between our events, other area events and Target Cruise night, it will give us tons of opportunities to enjoy our cars and gather together which its really all about!



Rare Sighting: 2 C6 ZR1's side by side

Target Cruise Opening Night: 39 beautiful Corvettes in attendance




Corvette Trivia

- 1.)What year was the only one-year-only body design of the corvette?
- 2.) What was the last year of C3 Corvettes to feature a convertible top?
- 3.)What was the first year for a Corvette to serve as the Indianapolis 500 Pace Car?
- 4.)What was the first year for the option of glass T-tops on a Corvette?.
- 5.)Up until the release of the C8, what year was the Corvette only available with automatic transmission?

Answers are on the bottom of page 4

SO NH CORVETTES Season opening Cruise to Ogunquit ME

: 15 Corvettes arrived to participate in our season opening caravan from Manchester NH to Ogunquit ME. 13 cars ended up making the two hour journey ! The weather didn't always cooperate, between the intermittent showers and the fog bank that moved in and out all day. But any day at the ocean is a great one! We even had a beautiful Porsche join in along the way (Raja and Kathy are always welcome to come with us, no matter what they're driving) After lunch in Ogunquit, We travelled down the Maine coast following shoreline drive to The Nubble Headlight for a stop and pictures. Back into New Hampshire continuing down beautiful Rt1A along the ocean, arriving at our last stop of the day at The Beach Plum for Ice Cream! Thank you to all who came along! It was a Great day spent together amongst both old and new friends alike!



Brand Identity is Everything

Your company is getting ready to launch a never before seen product. You've already spend tons of money to design, engineer and build the prototypes. Now you want your product to stand out, to have it's own identity, so you want to give it a unique moniker that when someone see it, it will immediately be recognizable!

Well back in 1953 a man by the name of Robert Bartholomew, an interior designer with Chevrolet was put in charge of designing the now famous Logos that have adorned every single Corvette ever produced. It had to be unique like the car, it had to have some historical significance to Chevrolet, yet be new and fresh and signify the change the Corvette was to make to the American auto industry. So Robert set out and designed the logo to incorporate the American flag on one side, and a checkered flag on the other. The American flag to signify the car was 100% American in its design through and through and the other side to signify




the checkered flag of winning and victory! When Chevrolet debuted the Corvette in January of 1953, then called the

EX-122 at the Waldorf Astoria, just four days prior there was a snag. As it turned out it was illegal to use the American Flag commercially in any type of emblem or product. It sent Robert scrambling to come up with a new logo in just a couple of days.

As it turned out this small snag would play a major

role in defining the car forever as a Chevrolet. The now new flag on the left was in red and featured the Chevy bowtie symbol and a symbol called a "fleur-de-lis. The fleur-de-lis is a

French symbol for peace and purity and literally means "flower of the lily." Chevrolet originally wanted to use a family crest from the French ancestry of Louise Chevrolet, but could not find one in his past. They settled for the fleur-de-lis because of its French origin. So began the lineage of the fleur-de-lis for generations to come. The emblem would remain the same for the first few years until in 1955 the white background was replaced with silver and was covered in glass. In addition a wide silver V was added to signify the addition of the V8 engine to the car. 1955 was also the first year the emblems adorned both the front and rear of the cars. This design remained the same until 1961



when the front emblem was no longer encased in a circle (the rear however remained unchanged)

In 1962 the emblem changed again as the V was removed as was the circle behind the

crossed flags for just one year.

In 1963 when Chevrolet completely redesigned the



Corvette, both front and rear emblems were redesigned as well. The front emblem was formed by the two flags, together in a V-shape. In the middle of the V was a triangle with a


red, a white, and a blue horizontal stripe. The rear emblem was now placed on the gas lid, a trend that would last until the introduction of the C5 in 1997.

The logo would undergo very subtle design changes almost yearly between 1964 and 1973. In 73 Chevrolet went back to the round logo style that had first adorned the car back in 53! In 1977 they once again went away from the round emblem and simply highlighted the crossed flags with one other significant change. There was only one line under the fleur-de-lis for the first time. Each flag prior had three lines under the symbol. The three line design has not returned!



In 1978 with the introduction of the Silver Anniversary edition cars Chevrolet began making unique logo's to match each of these anniversary released series.

This tradition still carries on to this day, with each anniversary or special edition car receiving its own one year logo



In 1984 with the release of the all new model design the by then famous moniker underwent several changes as well, such as the flags no longer waving, the poles being dropped and most interestingly, the flag sides were reversed and remain that way to this day. Also beginning with


the 84 series, one of the other significant changes was that Chevrolet would now keep the same logo adorning the entire generational run of the car, only slightly varying it on anniversary edition years.




With the Introduction of the C7 series , Chevrolet for the first time added a secondary logo called Carbon Flashed



based on the color and model of the car. This remains true to this day through the C8 series with Chevrolet just introducing the 70th anniversary



logo for the 2023 year.



Along with still offering the Carbon Flashed secondary logo So the next time you look at your car and the iconic logo adorning either the front or back, (If you own a 1974 you better look on the front, as the Car had no rear emblem) just think to all the 70 year history that your car is a special



As our ongoing commitment to The 2024 National Corvette Museum Caravan, specifically the New England Chapter, going forward each month we'll be highlighting something relevant about the planned 2024 trip! Since we're all about caravanning and driving our beautiful cars, this trip will be a once in a lifetime opportunity for many! We are blessed to have the appointed NH & VT Team captains as members of our SO NH CORVETTES family. Kevin & Georgia LeBlond! They will be presiding over the procession once our group arrives in PA. on the first night. In the mean time they are always around at most every function we hold and car show we're at, so take a second as talk with one of them to learn more about this great opportunity and fun filled event.



Next Event on the 2024 New England Caravan calendar is the Meet & Greet in Nova Scotia July 2022

New England Corvette Caravan 2024 "Meet and Greet"


Rodd Grand Yarmouth Convention Center-
Yarmouth, Nova Scotia, Canada

July 14, 15, 16, 2022

Registration Opening January 2022

As part of the planning for the 30th Corvette Caravan to Bowling Green, A Meet and Greet is being held July 14,15,16, 2022 at The Rodd Grand Yarmouth Convention Center , Yarmouth, Nova Scotia. Canada.

Registration for this event can be found on the www.corvettecaravan.com/newengland/ website



Meet Jerry King

I'm sure most of you have seen the Corvette Comics that get posted each morning bright and early on our group page. Ever wonder who's behind the desk creating such foolishness. His name is Jerry King and while we love the Corvette themed cartoons, They're actually a very small portion of what he creates. He's received numerous prestigious awards for his drawings of many different subjects, from political incorrectness to Playboy cartoons which he's been drawing for them for over 15 years. His work is also used by the Disney Corporation, American Greetings and numerous other well known companies. Jerry is a very proud graduate of Ohio State and still enjoys tailgating at his alma matte at every opportunity. A very talented man!



"After extensive x-rays and blood tests, we've confirmed that you're not big boned. You're fat."



"If your food tastes funny, it's because you parked too close to my Corvette a few years back. Revenge is a meal best served cold."



"I think Bob is a little burned out. I think it's time we called a travel agent for him."

Trivia Answers 1.) 1973. Corvettes from this year feature a rubber front bumper and a chrome rear bumper. All prior Vettes had featured front and rear chrome bumpers, and all future years would feature two rubber bumpers. 2.) 1975 was the last year for a convertible option in a C3 Corvette. The option would later return in 1986. 3.) The first Corvette pace car was featured in 1978, the year of the Corvette's 25th anniversary. One replica was produced for each Chevrolet dealership, totaling 6502. 4.) Glass T-tops were first offered as an option in 1978. They are still an option today. 5.) 1982 was a sad year in Corvette history. No manual transmission option was available for that model year, not even by special order!

Recipes

Time to fire up the BBQ

Beans on the Barbie

INGREDIENTS

Ground beef – A must-have for every baked beans recipe.

Onion – Because a little fresh garnish goes a long way. The onion adds a lovely sweet and pungent sensation and a refreshing flavor.

Dry mesquite flavored seasoning mix.

Canned baked beans – This is the reason this recipe comes together in less than an hour.

Molasses – Molasses give the beans a deeper sweetness. It also adds a hint of smokiness as it reduces during cooking

Brown sugar – It helps sweeten and thicken the beans

Barbeque sauce – For that delicious smoky barbecue flavor,

Dry mustard powder – This is for a nice hint of tanginess. **Cayenne pepper** – The heat in the pepper balances out the sweetness from the sugar and gives the beans a smooth flavor

Directions:

Pick a good quality barbecue sauce, since that's where the beans get their primary flavor. Home-made is great, but store bought is also fine.

In a large baking dish, pour all the mixture of ingredients into the beans, stir, and simmer until thick. Add each of the spice ingredients and BBQ sauce to your liking of flavor.

Place the baking dish onto the outdoor grill and cook for approx. 45 minutes, on med-high, checking the consistency and stirring occasionally.

You can dress up the beans by adding bacon once on the grill.



The perfect BBQ Burger

INGREDIENTS

1 pound lean ground beef 80/20 mix

1 tablespoon Worcestershire sauce

1 tablespoon liquid smoke flavoring

1 teaspoon garlic powder

1 tablespoon olive oil

seasoned salt to taste

Directions:

Preheat grill to high. In a medium bowl, lightly mix together the ground beef, Worcestershire sauce, liquid smoke and garlic powder. Form into 3 patties, handling the meat minimally. Brush both sides of each patty with some oil, and season with seasoned salt.


Place the patties on the grill grate, and cook for about 5 minutes per side, until well done. Once the burger has been flipped you can add your favorite cheese after about three minutes. For a medium cooked burger reduce cooking time to 4 minutes. On the low temp side of the grill, add your buttered rolls. And cook till slightly brown. Serve with lettuce, sliced tomato pickles and raw onion. You can add bacon and blanched mushrooms to add additional flavor



Want to Be in The Movies

I've been asked several times by members on what programs I use to create some of the pictures with the Corvettes highlighted, or the video's that are created after one of our caravans. I'd like to tell you that I use a very specialized high power computer running some very expensive software. But I don't. It's simply an iPhone using a couple of basic programs that either is probably already on your iPhone (if you happen to own one) or that you can download for free thru the App store. Starting with the iPhone 4 series release around 2010 it has either come with the iMovie built right in or it can be download. The app is now in its third update and with each new release, new features and benefits are added that really allow anyone to create some pretty cool movies and presentations. I would encourage you to give it a try and have some fun with it.

There are several picture manipulating programs available to download, the one I use is called PhotoRoom, and it has a lot of capability built right in. It's available in both a free version (with limits and adds) and a paid monthly subscription version. I hope you'll give it a try, who knows you could be the next great film director in Hollywood!



From this to this

