

SO NH CORVETTES

SOME CORVETTES

GENERATIONS

MARCH 2025 Vol. 5 No. 3

In This Issue...

- ◆ February Bowling2
- ◆ A Message To Our Newest Members3
- ◆ Banks Chevrolet3
- ◆ A Look Back to 2021! ...4
- ◆ Our Mission4
- ◆ Potential Destinations ...5
- ◆ 2025 Schedule of Events Release Date!5
- ◆ C6 Electrical Gremlins ...6
- ◆ Read Your Damn Owner's Manual!7
- ◆ A Breath of Fresh Air ...7
- ◆ Cold Startup Procedure ..8
- ◆ The "Who" Behind GENERATIONS9
- ◆ Our Partnering Professionals8

5th
ANNIVERSARY
SO NH CORVETTES



Hello March! We're certainly glad you've finally arrived! It's been one long cold winter and, with any luck, you're the final hurdle to get over and continue our long journey toward the much more tolerable and enjoyable Spring and Summer weather we all love! (Fingers crossed as it hardly ever snows in April...with the key word being "hardly"!)

March also marks the official start to our event season, with the holding of our SONHC Season Kick-Off Event Gala at the end of this month! An event we look forward to each year, we've been pulling this together since early January! We're very excited about what we have planned for both SONHC and SOMEK clubs this coming season. We can't wait to share the Schedule of Events we have planned, which will happen later this month! The SONHC 2025 schedule consists of a mix of our traditional yearly destination visits and includes several new never-been-to-before destinations, along with other new special events we're really excited about!

And for our Corvette family kin to the north at SOMEK, we're very excited for what the full season schedule of events holds for members there!

Hopefully, with Mother Nature's cooperation, we're just a few weeks away from getting our cars out of storage, cleaning them up, detailed, and ready to go!

In closing, all of us at SONHC and SOMEK sincerely thank each of you for continually coming out and supporting us on all our past journeys together. We look forward to seeing many of you at one or more of our upcoming events during the 2025 season! In the end, it's truly you — the members — who are the driving force behind everything we do!

Rick Delano
Group Founder

February Bowling

The 2025 installment of our annual February bowling night once again seemed to have been a fun night for all the members who attended! Many of you attempted to show off your skills at rolling (or throwing, for some) the ball at dem pin's! This year we want to acknowledge and thank **John and Suzanne Hodgkins** for stepping in at the last minute to be the group MCs for the evening!





A Message To Our Newest Members

We've all been there...that first time you arrive at the designated starting point in your Corvette to join us on your first caravan. You pull in and, even before you choose a parking spot, you scan around and anxious thoughts immediately race in your head of not knowing or recognizing a single person there. All you see is a parking lot filled with beautiful cars and people standing around and talking! **Talk about an intimidating feeling!**

Well, rest assured, you can leave every one of your worries and all your anxiety at home! You will immediately learn that the members of this group are the

most warm and welcoming bunch of people you will ever meet! And we guarantee that within a minute of stepping out of your car, you'll have members walking toward you, introducing themselves and instantly trying to make you feel right at home. It's what makes our group truly different! The members! And BTW... don't feel insulted if, after introductions, the first thing anyone asks about is your Corvette — we are after all a Corvette group! Regardless of year, condition or color, you might want to be prepared as someone will most assuredly ask you to share your Corvette story!

Banks Chevrolet

We are so fortunate to have an incredible relationship with Bank's Chevrolet! It definitely took us a while to find the perfect dealer partnership to hitch our wagon to! But in the end, we found the absolute perfect one we now proudly call home for SONHC! Everything they do at Bank's, they do right and their level of integrity and transparency is unmatched anywhere in the automotive industry! The 25 plus SONHC members who purchased new C8s and used Corvettes last year will certainly attest to it!

We can't encourage enough anyone who is looking for their next vehicle or Corvette, to give Bank's Corvette Sales Specialist Kevin Mathis (and fellow SONHC member) a call! He's also about as good as it gets when it comes to spec'ing out your new

C8! And, he can also help get you into your next new truck or used vehicle as well! And: Remember all SONHC and SOMECH group members receive special group pricing on every vehicle purchase!





As part of our caravan look-back series honoring our 5-year anniversary, we look at some of our more memorable caravans. This month we take a look back at our first trip over to Bennington, VT.

As most everyone knows, we annually hold a Fall caravan to Bennington, VT to visit the incredible Publyk House Restaurant. But you may not be aware that the first year didn't start off on a very high note.

Mother Nature decided to help us all find out if our Corvettes were truly waterproof! While the day started out overcast but dry, as we approached Bennington the sky opened and it just poured buckets! Despite the disappointing rain, the day turned out to be an incredible adventure as we discovered the best restaurant in the state of Vermont. After lunch, we visited the Battle of Bennington War Memorial. We even included a trip to the top of foggy Mt. Equinox!



Our Mission

SO NH CORVETTES was created in the summer of 2020, originally starting as an online Facebook group. It was our hope that, through the power of social media, we could bring together like-minded people who share the same passion and love for these iconic cars by promoting participation in Corvette caravans traveling throughout New England! As we now have over 1,700 group members, our media footprint continues to evolve, change, and grow — with the continued goal of making every member experience a memorable one!

Potential Destinations

What goes into consideration when we choose a destination to bring the group(s) to? On the surface, it sounds simple, you find a destination of interest, pick a date, and put it on the calendar.

In reality there are lots of additional considerations beyond just simply throwing a dart at a map! Our first consideration is always the same one: Does the specific destination want a large group like us there? Are they inviting and open to having 40–50 Corvettes visiting their site? You'd be surprised at how many places are a hard thanks, but no thanks to us visiting them, or...they act like what we're asking is something they've never heard of before.

Then things like ensuring there is adequate group parking is always the next consideration. If we can't get the group in to safely park, then we either pass on the destination, or if its somewhere we really think members would enjoy visiting, we just limit the group size for that ride.

Road conditions to the venue are also at the top of our considerations. Nobody wants to take their Corvette across a beat up or pothole-covered road! (Yes, we'll never forget the miles of dirt road construction in Vermont a few years back.) This consideration alone is one of the reasons why we always conduct a

dry run, usually within a week of the actual trip date, to ensure the roads are in acceptable condition. If they are not, then we adjust our route to avoid the troubled areas.

Are there good food options for us to be able to bring a large group into? As we continue to grow and our caravans get larger, this is becoming a bigger issue each year. Try calling a restaurant and saying, "Yes, hi, we'd like a lunch reservation for 80 people!" This is one of the reasons we also now include so many picnics as part of our larger day's adventures. A necessity and, yes, members always seem to enjoy the picnics.

Admission costs. In this day and age, many museums and other places that in the past have offered free or low-cost admissions, have now been forced to raise prices. So, cost is something we always try to consider if the site is worthy of the added costs.

And lastly time: A big consideration! How far away is a destination? Is it within a realistic drive? We know that some of our events already push the boundaries of time, such as our Bennington and Kanc drives. So, finding locations that are within a manageable drive always a big consideration.



2025 Schedule of Events Release Date!

Our upcoming season schedule always gets released first at our Season Kick-Off Event for those in attendance, which this year is March 29th. However, the next day, both the SONHC and SOMECS full season schedules are posted to each of the group's web-

sites and also released on our Facebook group pages! Registration for the early season events is also opened up at that same time as well on the respective group sites!



C6 Electrical Gremlins

If you own a C6 from between 2005 and 2013, and you haven't already experienced the wonderful electrical gremlins that GM unintentionally built into this series of cars, you will probably at some point!

riad of causes: Complex wiring harnesses exposed to harsh engine bay conditions, susceptible ground connections which can corrode easily, and a high level of issues with the battery connections! If you happen to own a C6 and you

*is completely safe to do this.) Then reattach the connections to the appropriate battery terminal and tighten down. (Positive battery cable to positive battery terminal and the same for the negative ones as well — just as you would when installing a new battery.) **DO NOT HOOK UP THE TERMINALS TO THE WRONG BATTERY POSTS!***

Start the car and your electrical issues should be gone. This procedure resets the car's ECU (Engine Control Module — or the brains of the car) back to the factory setting. It wipes out all the mystery issues that a low voltage reading can cause.



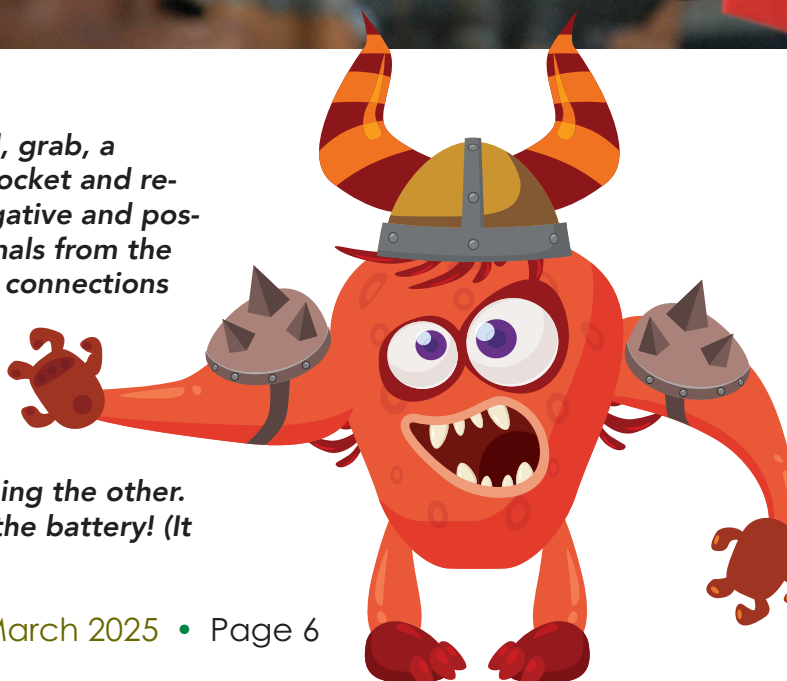

The sixth-generation cars are incredible by most all accounts! In fact, it was voted the most favorite of all generations in a Motor Trend reader's poll back in 2019. But they've also been plagued with annoying consistent electrical issues since 2005. Switches that stop working, dash warning lights out of nowhere, car not starting even after installing a new battery! Drivers being trapped in the cars and having to release the doors manually to get out due to electrical malfunctions. Or the worst, being locked out of the car completely!

Lots of money has been spent at dealerships trying to find out the root cause of the electrical issues.

Why do the C6s have these issues? Well, they stem from a myr-

experience any one of the gremlin electrical issues, here is a remedy I would suggest before you march off to a repair shop to diagnose and fix your problem.

Open your hood, grab, a 10mm wrench or socket and remove both the negative and positive battery terminals from the battery. Hold both connections away from the battery, and connect together for *one minute*, ensuring each terminal's metal part is touching the other. Again, away from the battery! (It



Read Your Damn Owner's Manual!

Something every Corvette owner should do before ever getting into the car and driving it for the first time is to invest in the time to read the Corvette Owner's manual. This should be a mandatory requirement for every Corvette owner! Be it from your first or to your latest model!

It's especially important if you are buying a used one and have no idea how the car functions work and you didn't get an instruction session from a Chevrolet qualified Corvette specialist! If you ever have an issue, that's probably not going

to be the best time to have to pull out the manual and dig through thousands of pages to find what you need! In many aspects the Corvettes are like all the car models GM produces

and lots of areas in the owner's manual are generalized in the information contained. The manuals, however, also contain all the pertinent information on the uniqueness that Cor-

vette's design brings to bear. Who knows, you might even find out things you didn't know your car could do! Oh, so that's what that button does! And here is the best part: There are downloadable PDF versions of every Corvette owner's manual for each specific year (back to the 70s) that you can put right on your mobile device. Perhaps the next time you are bored and just scrolling on social media, you could invest that same time to learn all about your car and its installed options!



A Breath of Fresh Air

As Spring arrives, something every Corvette owner should do is take a few minutes to check the condition of the cabin air filter. Since the introduction of the C4 generation in 1984, GM has built in a filtration filter for the air coming into the cabin. (73 and up C3s used a charcoal filter on the cowl under the hood.) These filters serve a dual purpose, to both filter the air we breathe inside the car and ensure the A/C system gets a clean constant supply of air. These filters are considered a maintenance item and need to be changed out on a regular basis. If you ever turn on the fan blower in-



side the car, and the air smells anything out of the ordinary, the first place you need to check is the cabin air filter. Depending on your generation, they are typically high on the passenger side on the firewall under the hood. It literally takes 30 seconds to remove it, check it, and replace it. Most filters are around 25 bucks. Another

benefit of checking the cabin filter is it's a surefire way to tell if you've had any small critters making a home inside your car. Pieces of acorns or missing chunks of the filter will be a dead giveaway that your Corvette has been their Winter resort and cold weather home.



This article is a repost from last Spring and is one we feel is important to remind everyone about again this time of year, especially as many of us begin to pull our cars out of winter storage and fire up our cars for the first time in a while. There is a procedure GM has built into every generation since the C4 called **Flood Clear**. The original intent was to perform just what it states: It is a procedure to remove any excess fuel in the motor intake. This is especially important in the early crossfire engines where fuel delivery was a known issue. So, Flood Clear was a way to prepare the engines to be able to deliver exactly the correct amount of fuel needed to begin startup. It did exactly as it sounds. But GM quickly realized it was also a great way to get oil lubrication to all parts of the motor before the violent start up procedure happens.

Experts say that 40% of all engine wear is done during the first 10 seconds of starting an engine. Metal scraping against metal without lubrication is never a good scenario, but this is exactly what happens when you start an engine that has been sitting for a while. Due to gravity, all the engine oil is sitting in the bottom of the oil pan and isn't where it is needed, doing its job throughout the engine lubricating all the moving parts! Flood Clear immediately starts the oil pump as soon as the starter button is engaged and begins to move the oil throughout the engine. It takes approximately 5–7 seconds for the oil to get to all the areas it is needed and to begin to do its job. Once this procedure is done, oil is in the motor and the car can be started as normal, minimizing wear and tear on the motor. This begs the question, then why wouldn't anyone want to do this every time before the engine is started. Well, you certainly can but understand that if you are driving your car daily, there is oil residue remaining in the motor because it takes a long time for it to all drain back to the oil pan.

This is one of those scenarios that is 100% positive without any negative effects! So, give it a try when you first fire up your car from its winter storage!

Here's how to do it.


1. Push and hold the gas pedal to the floor.
2. Push and hold your left foot on either the brake pedal in an auto or the clutch on a stick.
3. Turn the key to the on position, keeping your gas pedal to the floor for 10–15 seconds and push the start button. The car will turn over (but will not start) and begin to move the oil throughout the engine before starting.
4. Stop pushing the start button or turning the key, remove your foot from the gas pedal. Then cycle through just like you would normally start the car! That's it!

Another item that should get some attention when you first bring your car out of hibernation is to inspect your cabin air filter, as this is a sure-fire way to know if you've had critters making a home inside your car over the winter.



The "Who" Behind GENERATIONS!

Did you know...This month's newsletter is our **41st consecutive edition!** Since our first one, way back in November of 2021, we've turned out a monthly newsletter each and every month! And in the beginning, they were pretty crude and more like a collection of sticky notes stuck together with lots of ideas and stories trying to be being told.



Deb and her well-paid assistant Opus. He spends more time unstuffing toys than he does working (hence the white floofies all over his head!)



newsletter each month in a very garbled form and turns it into what we think is a beautiful looking and hopefully enjoyable publication. And while none of us are by any means professional writers (I'm happy if I get the spelling correct) Deb takes what she gets and makes it look amazing and turns it into an enjoyable and easy read! The time Deb does in putting our **GENERATIONS** together takes time away from her professional job as a publisher. We cannot thank and acknowledge Deb enough for all the efforts she puts into this publication each and every month!


Oh, and of course, we have to also thank Deb's capable assistant... Opus!

(Have you ever seen another automotive newsletter that included food recipes? Yeah, probably not!) The struggle was truly challenging as we had very little group history to draw on and write about. And yes, there was 70 some years of Corvette history to cover and write about; however, many of the stories had been covered and told *ad nauseum* over and over. Not what we were looking for. Abstract and unknown was our true quest! Also, there really wasn't any uniformity or flow to them. Just the simple sharing of stories and, hopefully, some what relative information. Early on, we included several sections that, as we now look back on, we question what were we thinking?

Clarity and organization came to light in August of 2023, when our group admins got to-

gether and decided on a new name and a new format. Starting in September of 2023, the current **GENERATIONS** format came to life, and we haven't looked back since! The now formatted SONHC and SOMECEC **GENERATIONS** newsletter is something we are kind of proud of. And there's truly only one reason!

If you want something done right, get a professional to do it. And since that first September 2023 **GENERATIONS** edition, that's exactly what we've done. We turned the reins over to a professional publisher to help make us look better than we really are. Introducing Deb Karda-seski! Deb takes our



Our Season-Long Partnering Professionals

We wish to acknowledge and thank each of these incredible *Partnering Professionals* companies who have signed on to join with us for our 2025 season!

5th
ANNIVERSARY
SONH CORVETTES
Partnering Professionals

Title Sponsors



Gold Level Sponsor



Silver Level Sponsors

