

JANUARY 2020

UNDER THE HOOD

With Don Brown Automotive & Transmission

Transmissions

Your transmission is one of the most vital components for the smooth operation of your vehicle because it is responsible for shifting the power from your engine to your wheels. A new transmission or a transmission rebuild typically sets you back thousands of dollars, but addressing a transmission problem early could save you a lot of money.

Fixing a minor transmission problem now could mean avoiding an expensive rebuild down the road.

The main cause of transmission failure is overheating. Flushing transmission fluid at regular intervals can extend the life of your vehicle and prevent damage to your transmission. If you experience grinding or hesitation when shifting gears, unusual noises while in neutral, burning odors, or red fluid on the driveway under your vehicle, call Don Brown Automotive & Transmission for an inspection.

January Events


January 1
New Year's Day

January 4
National Spaghetti Day

January 20
Martin Luther King, Jr. Day

January 23
National Pie Day

January 25
Chinese New Year



What's in a Transmission?

Transmissions are made up of A LOT of moving parts that have to work together, which means A LOT can go wrong with your transmission.

All of this....



Fits into this.



All of these moving parts need fluid to keep things running smoothly. You can check your transmission fluid the same way as your engine oil, except the car should be running when you do it. Transmission fluid should be red, so if the fluid is brown or smells burnt, it's time to replace it.



Some Reason Why Transmissions Fail

Overheating

Overheating can be caused by low or worn out transmission fluid or heavy tow load. Worn fluid has less viscosity, damaging seals, clutches, and other working parts of transmission, causing the transmission to seize. This usually requires a total replacement.

Leaks

Leaks can leave you with low transmission fluid, resulting in slow shifting, gear slippage, and overheating.

Torque Converter Issues

The torque converter pressurizes automatic transmission fluid. Grinding sounds can hint at problems with the torque converter.

Driving Style

Improper shifting, aggressive driving, and general abuse can wreck havoc on a vehicle. Never throw a gear into reverse while it is moving forward.

“The number one cause of transmission failure is overheating.”

MATT SUITS



Some Reasons Why Transmissions Fail

Solenoid Problems

Solenoids control the flow of transmission fluid. These problems can be mistaken for low or leaking fluid.

Clutch Issues

Clutch issues result in harsh shaking, high heat levels, and a significant drop in power output.

Worn Gears

Moving parts wear out over time. Regular maintenance can help identify worn gears.



“Have you ever noticed anyone driving slower than you is an idiot, and anyone going faster than you is a maniac?”

GEORGE CARLIN



Service Specials

Winterize Your Car \$120
(Reg \$200)

Coolant Flush, Tire Rotation & Balance
Belts, Hoses, Fluid Inspection
Battery & Terminal Inspection
Oil & Filter Change
Brake Inspection

Light passenger vehicles only. Up to 5 qts non-synthetic oil.
Cannot be combined with other offers or special fleet pricing. Exp. 1/19/20.

\$15 OFF

Any Service

\$150 or More


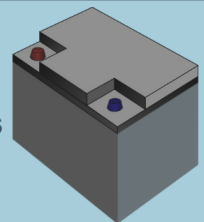
Must present coupon at check in. Cannot be combined
with other offers or special fleet pricing. Exp. 1/19/20.

**WINTERIZE
YOUR CAR**



Winter is coming!

**TEST BATTERY &
CHECK CONNECTIONS**



**ROTATE & BALANCE
TIRES, CHECK
TREAD & PRESSURE,
INSPECT BRAKES**

**FLUSH COOLANT,
INSPECT BELTS, HOSES
& OTHER FLUIDS**



**CHANGE
OIL & FILTER**

DON BROWN AUTOMOTIVE & TRANSMISSION
3292 MCEVER RD STE 101, BUFORD GA 30519
(770) 945-9550



What's For Dinner? By Bethany

This is sooo good when it is cold outside! And do easy! This feeds my family of five with a little left over.

Crockpot Chicken & Noodles Mash
by MomentsWithMandi.com

INGREDIENTS

- 4-5 chicken breasts, Boneless, skinless, frozen is perfect
- 2 regular size cans of cream of chicken soup
- 2 regular size cans of chicken broth
- 1 stick of butter
- ½ cup of milk
- 1 bag of egg noodles (I use a 16 oz. bag of frozen)
- Salt and pepper to taste
- Homemade mashed potatoes
- Fresh baked biscuits (I use frozen Pillsbury)

INSTRUCTIONS

Pour the soup, milk, and broth into the crockpot. Add the chicken.

Cook on low for 6-7 hours, stirring a few times.

Remove the chicken and shred it into large chunks. Return the chicken to the crockpot and add the noodles.

Continue to cook on low for another 2 hours. Serve over mashed potatoes and a biscuit.

What did the
traffic light say
to the car?

Don't look! I'm
changing!