

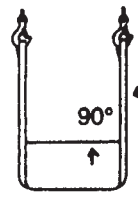
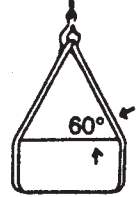

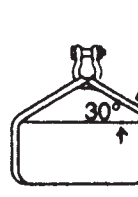



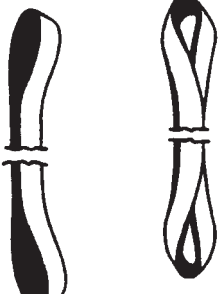





Campbell-Mack Supply (1985) Ltd.

RATED CAPACITIES BASED ON A DESIGN FACTOR OF 5/1

					
VERTICAL	CHOKER	TWO LEG OR BASKET	60 DEGREE SLING ANGLE	45 DEGREE SLING ANGLE	30 DEGREE SLING ANGLE
100% OF SINGLE LEG	80% OF SINGLE LEG	200% OF SINGLE LEG	170% OF SINGLE LEG	140% OF SINGLE LEG	SAME AS SINGLE LEG

	NYLON WEB SLING CAPACITIES										
	Single Ply 1					Double Ply 2					
	Web Width	Sling No.	Rated Capacity in LBS			Web Width	Sling No.	Rated Capacity in LBS			
		Vertical	Choker	Basket			Vertical	Choker	Basket		
Type 1 Triangle and Choker Fittings TC 		TC1					TC2				
	2"	902	3,200	2,400	6,400	2"	902	5,600	4,200	11,200	
	3"	903	4,800	3,600	9,600	3"	903	8,400	6,300	16,800	
	4"	904	6,400	4,800	12,800	4"	904	11,200	8,400	22,400	
	5"	905	8,000	6,000	16,000	5"	905	14,000	10,500	28,000	
	6"	906	9,600	7,200	19,200	6"	906	16,800	12,600	33,600	
	8"	908	12,800	9,600	25,600	8"	908	20,480	16,384	40,960	
	10"	910	16,000	12,000	32,000	10"	910	24,000	19,200	48,000	
12"	912	19,200	14,400	38,400	12"	912	26,880	21,504	53,760		
Type 2 Triangle Fittings TT 		TT1					TT2				
	2"	902	3,200	2,400	6,400	2"	902	5,600		11,200	
	3"	903	4,800	3,600	9,600	3"	903	8,400		16,800	
	4"	904	6,400	4,800	12,800	4"	904	11,200		22,400	
	5"	905	8,000	6,000	16,000	5"	905	14,000		28,000	
	6"	906	9,600	7,200	19,200	6"	906	16,800		33,600	
	8"	908	12,800	9,600	25,600	8"	908	20,480		40,960	
	10"	910	16,000	12,000	32,000	10"	910	24,000		48,000	
12"	912	19,200	14,400	38,400	12"	912	26,880		53,760		
Type 3 Straight Eyes Type 4 Twisted Eyes EE 		EE1					EE2				
	1"	901	1,600	1,200	3,200	1"	901	3,200	2,400	6,400	
	2"	902	3,200	2,400	6,400	2"	902	6,400	4,800	12,800	
	3"	903	4,800	3,600	9,600	3"	903	8,600	6,500	17,200	
	4"	904	6,400	4,800	12,800	4"	904	11,500	8,600	23,000	
	5"	905	8,000	6,000	16,000	5"	905	13,600	10,200	27,200	
	6"	906	9,600	7,200	19,200	6"	906	16,300	12,200	32,600	
	8"	908	12,800	10,240	25,600	8"	908	20,480	16,384	40,960	
	10"	910	16,000	12,800	32,000	10"	910	24,000	19,200	48,000	
	12"	912	19,200	15,360	38,400	12"	912	26,880	21,504	53,760	
	Type 5 Endless EN 		EN1					EN2			
		1"	901	3,200	2,500	6,400	1"	901	6,100	4,900	12,200
2"		902	6,400	5,000	12,800	2"	902	12,200	9,800	24,400	
3"		903	8,600	6,900	17,200	3"	903	16,300	13,000	32,600	
4"		904	11,500	9,200	23,000	6"	904	20,700	16,500	41,400	
5"		905	13,600	10,900	27,200	5"	905	24,500	19,600	49,000	
6"		906	16,300	13,000	32,600	6"	906	28,600	23,000	57,200	

Head Office: #2, 3939 - 12 Street NE, Calgary, Alberta T2E 6R8 Tel: (403) 250-5076 • Fax: (403) 250-3116

Branch: #2, 9259 - 41 Avenue, Edmonton, Alberta T6E 6R5 Tel: (780) 466-2747 • Fax: (780) 466-2925