


The Beginner's Guide to Household Chemical Safety

Learn how to identify,
store, and safely dispose
of everyday
hazardous
materials at
home.





About Us

This workbook is part of the “Keep Your Family Safe” video series, created for families in Greater Houston.

Use it to apply what you learn, check your home, and protect the people you love. Simple steps make a big difference.

01 Medication Safety & Disposal


02 Household Chemical Use & Storage

03 Chemical Disposal & Local Drop-Off

04 Reading Product Labels

05 Poison Safety, First Aid & Prevention

06 Home Walkthrough & Certificate



A young boy with dark hair, wearing a blue long-sleeved shirt, is sitting on the floor and hugging a beagle dog. The dog is looking towards the camera with its tongue out. The background is a bright, out-of-focus indoor setting.

Safety doesn't
happen by accident
— **it starts with
you, right at
home.**

This project is funded in part by the Texas Commission on
Environmental Quality (TCEQ).

Use this Page for Notes

NOTES

Safe Storage & Disposal of Medications

ACTIVITY: WHAT'S SAFE?

Circle the items that are stored safely:

- Pills on the kitchen counter
- Locked cabinet, out of reach
- Loose vitamins in a purse
- Bottles labeled and in original packaging

QUICK CHECKLIST

Place a ✓ next to what you've done at home:

- Medications are out of reach from kids and pets
- I've reviewed expiration dates
- I don't share prescription meds


REFLECTION




**Medication
Safety**



**Household
Chemicals**



**Chemical
Disposal**



**Product
Labels**



**First Aid
Safety**



**Home
Certification**

Medication Disposal (Continued)

INSTRUCTIONS

List 2 local places that accept old or expired medications:

1. _____
2. _____

WRITE IN

How do you currently throw away medications?

REMINDER



Never flush medicine. If there's no drop-off, mix it with coffee grounds or kitty litter in a sealed bag before trashing it.



**Medication
Safety**



**Household
Chemicals**



**Chemical
Disposal**



**Product
Labels**



**First Aid
Safety**



**Home
Certification**

Responsible Use of **Household Chemicals**

SAFE OR UNSAFE?

Label each one below as either safe or unsafe:

- Mixing bleach and ammonia: _____
- Using gloves while cleaning: _____
- Leaving open bottles under the sink: _____
- Storing cleaning sprays with child locks: _____

MAKE A PLAN:

Where do you currently store cleaning products?

WHAT CAN YOU DO TO MAKE IT SAFER?




Medication Safety



Household Chemicals



Chemical Disposal



Product Labels



First Aid Safety




Home Certification

Disposal of Household Chemicals

HOUSEHOLD HAZARDOUS WASTE (HHW) DROP-OFF SITES

For the most current drop-off locations, accepted materials, and collection events, visit **GHLEPC Helpful Links** section or scan the QR code.



INSTRUCTIONS

List 2 local places that accept old or expired medications:

1. _____
2. _____

(Tip: Use the Helpful Links page to find these.)

RESEARCH TIP



Look up a community collection event near you and write the date here:



Medication Safety



Household Chemicals



Chemical Disposal



Product Labels



First Aid Safety



Home Certification

Reading and Understanding Chemical Labels

MATCH THE TERMS

Match the signal word to its meaning:

- Caution =
- Warning =
- Danger =

Meanings:

- Extremely harmful
- Requires careful use
- Possibly irritating

WHAT'S ON THE LABEL?

Pick a product in your home. Write down the:

- Product name: _____
- Warning symbols or words: _____
- Safety instructions it gives: _____


NOTES




Medication Safety



Household Chemicals



Chemical Disposal



Product Labels



First Aid Safety



Home Certification

Medicine and **Poison Safety** (incl. **First Aid**)

POISON IN PLAIN SIGHT:

Name 3 things in your home that are poisonous:

1. _____
2. _____
- _____

FIRST AID BASICS:

If someone swallows or touches something poisonous, what are your first 2 steps?

1. _____
2. _____

RESEARCH TIP



Poison Control: 1-800-222-1222


When should you call 911 instead? _____




Medication
Safety



Household
Chemicals



Chemical
Disposal



Product
Labels



First Aid
Safety



Home
Certification

Poison Regulation & Prevention

MATCH THE TERMS

Match the agency to what it regulates:

- Federal Drug Administration (FDA) = _____
- Environmental Protection Agency (EPA) = _____
- Consumer Product Safety Commission = _____

Options:

- Household products like batteries and child-proof lids
- Medications and vitamins
- Bug sprays and cleaning products

YOU AT HOME


What is **ONE** new rule you'll start following after learning this?




Medication
Safety



Household
Chemicals



Chemical
Disposal



Product
Labels



First Aid
Safety



Home
Certification


Household **Hazardous Waste** (HHW) Sites

KNOW BEFORE YOU GO

Use the Helpful Links page on www.GHLEPC.org to find your nearest HHW facility or HazMobile event.

Where is your nearest HHW facility?

(Tip: You can scan the QR code to go directly to the Helpful Links page.)



WHAT DO YOU NEED TO BRING TO USE IT?

1. _____
2. _____

PRACTICE DIRECTIONS

Explain in 2 steps how you would tell a neighbor to use the site:


1. _____
2. _____




Medication Safety



Household Chemicals



Chemical Disposal



Product Labels



First Aid Safety



Home Certification

Home Safety Walkthrough

ACTIVITY

Walk Around Your Home and Answer Yes or No

- Are medicines stored up high? _____
- Are cleaning products labeled clearly? _____
- Are dangerous items kept in original containers? _____
- Is the poison control number saved in your phone? _____

QUESTION

What's One Thing You Will Fix Today?


NOTES




Medication Safety



Household Chemicals



Chemical Disposal



Product Labels



First Aid Safety



Home Certification

Home Chemicals Worksheet

WHAT'S IN YOUR HOME? INVENTORY AND LABEL CHECK

Walk through your home and fill in this worksheet to identify potentially hazardous chemicals. It'll help you decide what needs to be locked up, labeled, or thrown out.

HOUSEHOLD CHEMICAL INVENTORY

Product Name	Where It's Stored	Is It Labeled? (Y/N)	Locked? (Y/N)
Bleach	Under Kitchen Sink	Yes	No

ACTION PLAN

1. Which chemicals should be moved or locked up today?
2. Do you have any unlabeled bottles? If yes, list them:
3. What will you drop off at the HHW facility next month?

Certificate & Final Notes

YOU DID IT!

Congratulations on completing the “Keep Your Family Safe” video series workbook. You’ve taken real steps to protect your home, your family, and your future.

Sign below and celebrate your progress:

Name: _____

Date: _____

REMINDER




Keep this workbook where your family can use it again. Safety is ongoing—and you’re leading the way.




**Medication
Safety**



**Household
Chemicals**



**Chemical
Disposal**



**Product
Labels**



**First Aid
Safety**



**Home
Certification**

Emergency Numbers Sheet

KEEP THESE NUMBERS WHERE EVERYONE CAN FIND THEM

Place this page on your fridge, family bulletin board, or with your emergency plan.

Service	Phone Number	Notes
Poison Control	1-800-222-1222	Available 24/7, free & confidential
Fire / Police / Ambulance	911	Life-threatening emergencies
Harris County HHW Facility	346-286-4299 (English) 346-286-4296 (Spanish)	Website: GHLEPC.Org → Helpful Links or email: HHW@harriscountytexas.gov
City of Houston HHW	Call 3-1-1	Website: Scan the QR Code at the bottom of this page Email: 311@houstontexas.gov
Doctor / Pediatrician		
Veterinarian		
Nearest Emergency Room		
Local Fire Station		
Emergency Contact (Friend or Relative)		

REMEMBER THIS TIP



Review this page with your family. Save these numbers in your phone and write them down somewhere visible.



Stay In Touch



**Stay safe. Stay informed.
Stay ready.**



For questions, support, or more free resources, contact:
Greater Houston Local Emergency Planning Committee (GHLEPC)

 www.ghlepc.org
 training@ghlepc.org

EMERGENCY NUMBERS:

-  **9-1-1**
-  **Poison Control: 1-800-222-1222**

NON-EMERGENCY NUMBERS:

-  **City of Houston HHW Services:
3-1-1**
-  **Harris County HHW Facility:
(346) 286-4299**

