Docusign Envelope ID: 59B5423F-446F-8716-839B-9DF0995D6346

Residential Structure Fire

PURPOSE: To provide guidance for operating at residential structure fires.

GUIDELINE:

I. Resources

a. Municipal/Urban Response

i. Low Level Assignment

- Two Engines
- One Truck
- One Battalion Chief

ii. High Level First Alarm Assignment

- Four Engines
- Two Trucks
- Two Battalion Chiefs
- One ALS Ambulance

iii. Second Alarm Assignment

- Two Engines
- One Truck
- One Battalion Chief
- Breathing Support

iv. Other Considerations

- Wildland Urban interface (water tender(s), threat matrix, etc.)
- Additional ALS Ambulances

b. Suburban Response

v. Low Level Assignment

- Three Engines
- One Battalion Chief

vi. High Level First Alarm Assignment

- Five Engines
- One Truck
- Two Battalion Chiefs
- One ALS Ambulance

vii. Second Alarm Assignment

- Two Engines
- One Truck

Docusign Envelope ID: 59B5423F-446F-8716-839B-9DF0995D6346

- One Battalion Chief
- Breathing Support

c. Rural Response

1. Low Level Assignment
   - Three Engines
   - One Water Tender
   - One Battalion Chief
2. High Level First Alarm Assignment
   - Six Engines
   - Two Water Tenders
   - Two Battalion Chiefs
   - One ALS Ambulance
3. Second Alarm Assignment
   - Six Engines
   - Two Water Tenders
   - Two Battalion Chiefs
   - One ALS Ambulance
   - Breathing Support
4. Other Considerations
   - Wildland threat matrix
   - Water supply
   - Response times/distances
   - Specialized resources

II. Procedures

a. Initial Radio Report/Size-up – The first arriving resource activates the command process by giving an Initial Radio Report.
   - Unit designation of the unit arriving on scene
   - Establish incident orientation if not obvious (“Alpha” side)
   - A brief description of the building
     - Size (small, medium, large)
     - Number of floors
     - Occupancy (residential structures, duplexes, etc.)
     - Construction type
     - Announce building construction features that may affect fast attack operations (bars on windows, board-up, lightweight tile roof, etc.)
   - Confirmation of the incident location / conditions
     - Nothing showing

Docusign Envelope ID: 59B5423F-446F-8716-839B-9DF0995D6346

- Smoke showing (amount, location, color, pressure)
- Fire showing (amount and location)

- Life hazard and exposures (examples: life hazard- report of victims trapped from civilians on scene, exposures – bravo exposure has heavy smoke from front door)
- Announce mode of operation (investigation, fast attack or command)
- Declaration of strategy and potential (offensive or defensive)
- Any obvious safety hazards (power lines down, discovery of basement, etc.)
- Identification and location of incident command post (if taking command)
- Request additional resources if necessary

First Engine – First Alarm
Provide initial size-up report and communicate initial actions based on incident priorities; as the initial incident commander, the first arriving company officer has three command options:

a. Investigation
   - No signs of smoke and/or fire
   - Small extinguished fires with little or no smoke
   - Fire / water-flow alarms absent of smoke and/or fire
b. Fast Attack
   - Immediate actions work directly to mitigate incident threat
   - Announce location of fast attack, i.e. “Initiating fast attack on the second floor” or “Initiating Fast Attack on the alpha/bravo unit”
c. Command
   - Incident size/complexity demands early command structure development
   - Identify incident name and Incident Command Post (ICP) location
   - Assign and track resources
d. Considerations
   - Ensure the “Alpha” side of building is clearly identified
   - Consider requesting a second alarm when all first alarm companies are engaged in operations
   - Identify staging location when requesting second alarm
   - Equipment placement: Construction / occupancy type and collapse zones

Second Engine – First Alarm
Establish command based on incident priorities

Docusign Envelope ID: 59B5423F-446F-8716-839B-9DF0995D6346

a. Considerations
   - Ensure and/or establish a water supply
   - Initiate a primary search based on probable rescue
   - Assist with fast attack
   - Exposure protection
   - Establish Two-Out

Third Engine – First Alarm
Assume command if not already completed

a. Considerations
   - Assist with fast attack
   - Exposure protection
   - Establish / support Two-Out

Fourth Engine – First Alarm

a. Considerations
   - Assist with fast attack
   - Exposure protection
   - Establish Two-Out
   - Stage

First Truck – First Alarm
Based on incident priorities: Split, All-In or All-Out. When splitting, verbalize Captain's location (i.e. "Truck 1, splitting, Captain inside team1") and verbalize employed XPL Tactics (i.e. "Truck 1, All-In, search" or "Truck 1, All-Out, forcible entry") ("All-out, top to vent and forcible entry") ("All-in, first floor primary search").

a. Considerations
   - Spot apparatus according to building construction and occupancy type
   - Engineer may remain with truck depending on incident needs
   - LOUVERS (ladders, overhaul, utilities, ventilation, entry, rescue and salvage) is used for truck company operations
   - Splitting is not recommended when staffed with three

Second Truck – First Alarm
Split, All-in or All-out, with consideration to first truck's orientation and incident needs.

Medic – First Alarm

Docusign Envelope ID: 59B5423F-446F-8716-839B-9DF0995D6346

Command may assign to victim and/or firefighter support, assist with firefighting operations (Fire Based Medic) and/or rehab.

First Chief Officer – First Alarm
Assume or establish command if not already established.

a. Considerations
- Incident Priorities: Life Safety, Incident stabilization, Property conservation, Environment
- Request additional resources, as needed
- Establish appropriate command structure
- Established personnel accountability

Second Chief Officer – First Alarm
Report to Command Post in PPE and SCBA

a. Considerations
- Complete 360 if necessary
- Assigned to a Division
- Assigned to the Safety Officer

Greater Alarm Assignment
All resources respond on assigned staging location. Battalion Chiefs report direct to ICP.

a. Greater alarm assignment
- The first engine on the second alarm confirms assignment is enroute, assumes Staging Area Manager, and confirms and/or identifies staging location.

RESPONSIBLE: Incident Commander

DEFINITIONS: **Residential Structures** - 1-3 Story Residential Structures
Attics converted to living space are identified as a 'floor'
Areas of a structure partially or entirely below-grade, whether occupied or not, are referred to as 'basement'
Multiple below-grade levels, i.e. on a hillside, are referenced as sub-level (sub-division 1, sub-division 2)
Refer to Appendix A for examples

Duplexes
Use geographical location to reference individual living units
Refer to Appendix B for examples

Docusign Envelope ID: 59B5423F-446F-8716-839B-9DF0995D6346

Residential Structure Fire

Exposures

Use geographical location in relation to fire building
Refer to Appendix C for examples

Size up Examples

Refer to Appendix D for examples

REFERENCES:

FIRESCOPE ICS 500 Structure Fire Operations. 2015

FIRESCOPE ICS 501 Hillside Structure Fires. 2017

FIRESCOPE ICS Structure Fire Operations ICS-SF REVISONS 2015

REVIEW/REVISION HISTORY:

SOG Created..... October 24, 2018
Revision..... July 2025

Docusign Envelope ID: 59B5423F-446F-8716-839B-9DF0995D6346

Appendix A
One Story Residential with a Basement



Initial Radio Report – **"**Companies on XPL Tac, E1 has arrived on the alpha side of a small one-story residential structure with a basement"

Size up – E1 at 123 main street, heavy pressurized brown smoke coming from Charlie side, Initiating offensive Fast Attack through front door alpha side with 1 ¾ tank line.

Comment – It would be hard to determine from your initial three-sided size-up to determine if this is an occupied/ unoccupied basement. Completing a 360 size up and/or updates from interior crews would help determine whether the basement had interior/ exterior access or both and whether it was occupied or unoccupied. After gathering more situational awareness, use a CAN report to update command and/or incoming companies.

Docusign Envelope ID: 59B5423F-446F-8716-839B-9DF0995D6346

Residential Structure Fire

One Story, Possibly Two Story with a Basement



Initial Radio Report – **"**Companies on XPL Tac, E1 has arrived on the alpha side of a one, possibly two-story residential structure with a basement"

Size up – E1 at 321 Main St, light gray smoke coming from alpha bravo corner, bars on windows, initiating offensive interior fast attack with 1 ¾ tank line through front door alpha side

Comment – After your initial three-sided size-up, it would appear that there is an occupied basement. Completing a 360 size up would help determine whether the basement had interior/ exterior access or both and whether it was occupied or unoccupied. Additionally, crews operating interior would be able to confirm whether there was an occupied second story or not. A 360 size-up and determining location of fire will help you determine proper line placement. After gathering more situational awareness, use a CAN report to update command and/or incoming companies.

Docusign Envelope ID: 59B5423F-446F-8716-839B-9DF0995D6346

Residential Structure Fire

Two Story with a Basement



Initial Radio Report – **"**Companies on XPL Tac, E1 has arrived on the alpha side of a two-story residential structure with a basement"

Comment – Based on your initial three-sided size-up it is obvious that there are two stories and hard to determine if the basement is occupied or unoccupied. Completing a 360 size up and/or updates from interior crews would help determine whether the basement had interior/ exterior access or both and whether it was occupied or unoccupied. After gathering more situational awareness, use a CAN report to update command and/or incoming companies.

Docusign Envelope ID: 59B5423F-446F-8716-839B-9DF0995D6346

Residential Structure Fire

Two Story Victorian with Basement



Initial Radio Report – **"**Companies on XPL Tac, E1 has arrived on the alpha side of a two-story Victorian with a basement"

Comment – After your initial three-sided size-up, and based on building construction type/ era, it would appear that there is an occupied basement. Completing a 360 size up would help determine whether the basement had interior/ exterior access or both and whether it was occupied or unoccupied. Additional situational awareness may prove that this is a multi-tenant structure. After gathering more situational awareness, use a CAN report to update command and/or incoming companies.

Docusign Envelope ID: 59B5423F-446F-8716-839B-9DF0995D6346

Residential Structure Fire

Three Story Victorian with Basement



Initial Radio Report – “Companies on XPL Tac, E1 has arrived on the alpha side of a three-story Victorian with a basement”

Comment – After your initial three-sided size-up, and based on building construction type/ era, it would appear that there is an occupied basement. Completing a 360 size up would help determine whether the basement had interior/ exterior access or both and whether it was occupied or unoccupied. Additional situational awareness may prove that this is a multi-tenant structure. After gathering more situational awareness, use a CAN report to update command and/or incoming companies.

Docusign Envelope ID: 59B5423F-446F-8716-839B-9DF0995D6346

Residential Structure Fire

Residential Structure on Hillside with Sub-Levels (floors below grade)







Initial Radio Report – **“**Companies on XPL Tac, E1 has arrived on the alpha side of one-story residential structure on a hillside with possible floors below grade.”

Comment – After your initial three-sided size-up, and/or completing a 360, it would be obvious that this was a house with more than one floor below grade. After gathering more situational awareness, use a CAN report to update command and/or incoming companies.

Docusign Envelope ID: 59B5423F-446F-8716-839B-9DF0995D6346

Residential Structure Fire

Residential Structure on a Hillside with Sub-Divisions (floors below grade)







Initial Radio Report – **“**Companies on XPL Tac, E1 has arrived on the alpha side of one story residential structure on a hillside with possible floors below grade.”

Comment – After your initial three-sided size-up, and/or completing a 360, it would be obvious that this was a house with more than one floor below grade. After gathering more situational awareness, use a CAN report to update command and/or incoming companies.

Docusign Envelope ID: 59B5423F-446F-8716-839B-9DF0995D6346

Appendix B

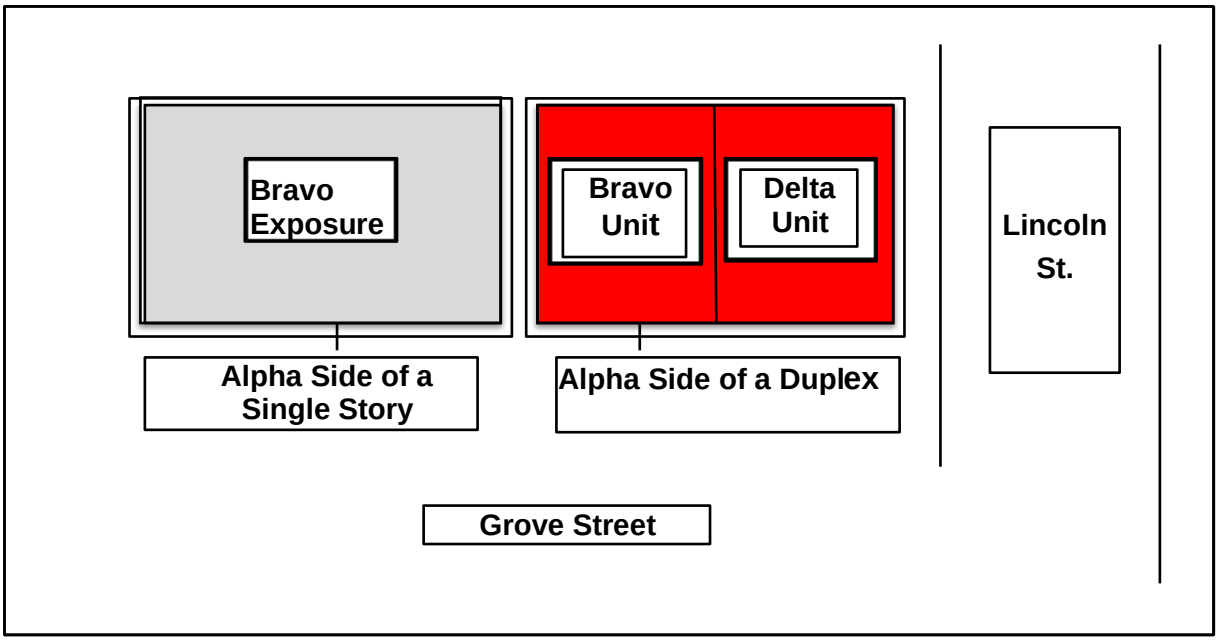

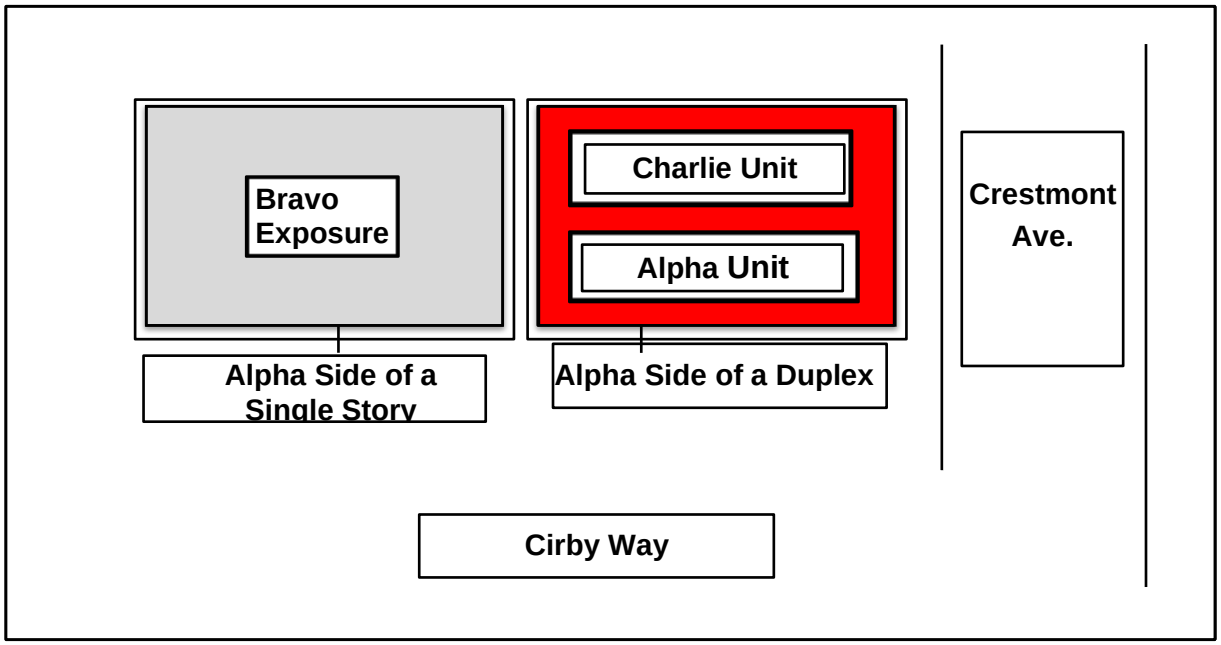

Docusign Envelope ID: 59B5423F-446F-8716-839B-9DF0995D6346

Appendix C

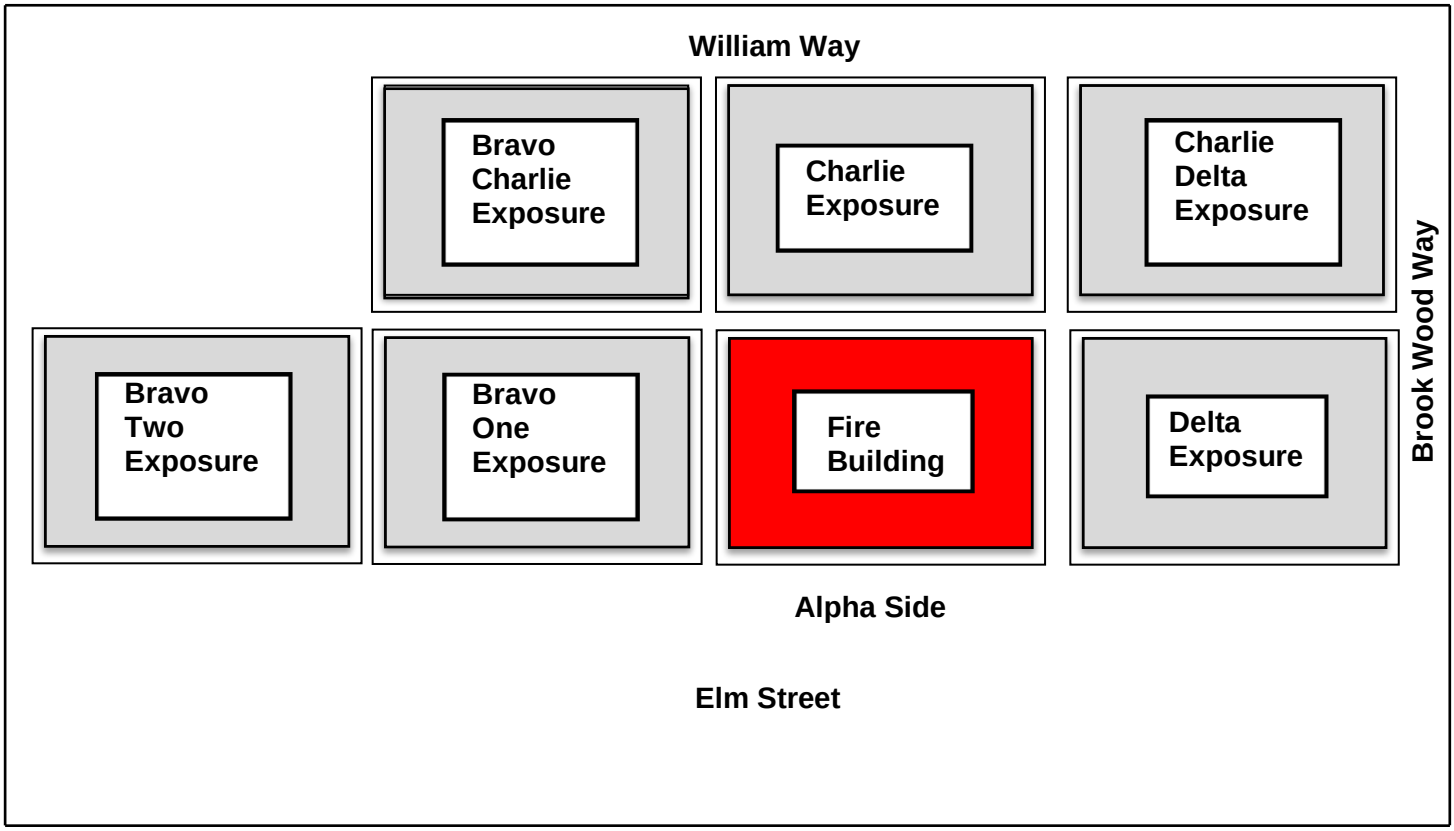

Docusign Envelope ID: 59B5423F-446F-8716-839B-9DF0995D6346

Appendix D

Size up examples:

“Engine Six is on scene of a dumpster fire on Charlie side of structure with no exposures. Engine Six can handle.”

“Engine Eleven is on scene Alpha side of a small one-story, single-family structure. Flames are visible through the windows on the Alpha side of the structure. Life safety status unknown, Engine Eleven is initiating offensive interior fast attack with 1 ¾ tank line through front door alpha side. Next engine on scene will be handle water supply, two out, and IC.”

“Engine One is on scene Alpha side of a large two-story house, fire showing through the roof, with exposures to the Bravo side of the structure. Engine One is laying a supply line and attacking the fire with a master stream and establishing a hand-line for exposure protection. This is a defensive fire. Engine One will be Buckeye IC.”

Docusign Envelope ID: 59B5423F-446F-8716-839B-9DF0995D6346

WESTERN PLACER COUNTY FIRE CHIEFS ASSOCIATION

SOG RESIDENTIAL STRUCTURE FIRE

Residential Structure Fire

The undersigned Fire Chiefs approve the contents of this document.

DocuSigned by:
C5862E8CEB28477...
3/5/2026
John Rogers, Fire Chief
Auburn Fire Department

Signed by:
7FCBBAA179IC45D...
3/5/2026
Dennis Martin, Fire Chief
Foresthill Fire Protection District

Signed by:
F09911749FBE4D5...
3/27/2026
Anthony Mejia, Deputy Fire Chief
Lincoln Fire Department

DocuSigned by:
128AF8E02CD742A...
3/4/2026
Jim Hudson, Fire Chief
Placer County Fire Department, CAL FIRE

DocuSigned by:
D202BDE14B4543D...
3/27/2026
Ian Gow, Fire Chief
Placer Hills Fire Protection District

Signed by:
6757930E86DG4C4...
3/27/2026
Reginald Williams, Fire Chief
Rocklin Fire Department

Signed by:
B4BCEE7AEC2043E...
3/4/2026
Ryan Harrigan, Fire Chief
Roseville Fire Department

Signed by:
EA9D8CA2993H41F...
3/26/2026
Darin Snedeker, Fire Chief
South Placer Fire Protection District