

SIMPLE STEPS TO BECOMING A PUPPETEER

Animate the Inanimate



1

CHOOSE THE OBJECT TO ANIMATE


From a sock or wooden spoon to a marionette or rod puppet, anything can be brought to life and given character.



2

CHOOSE THE STORY IT WILL TELL


Give your puppet a story, a message, or at the very least a point to emphasize. The content of your puppet show matters more than the quality of your puppet.



3

THINK OF YOUR AUDIENCE


Have your audience in mind as you prepare and perform. Adapt your story's language, length, and tone to fit your target audience. Make changes as needed for the benefit of your audience.



4

WATCH YOURSELF PERFORM

Playback recordings and study your movements. Practice in front of a mirror. Try to see what your audience sees. Make adjustments as needed to improve your performance.



5

WATCH OTHERS PERFORM

Support local shows and watch puppeteers on YouTube. Some of what you see may not be very good, but you'll find that you learn more from the bad performances than from trying to imitate the good ones.



6

HAVE FUN

Enjoy puppetry, both your own and others'.

Puppetry is an art form, and a means of expression that can be enjoyed at any age. Join a puppetry guild or connect with other puppeteers on social media. Share what you learn and have fun!