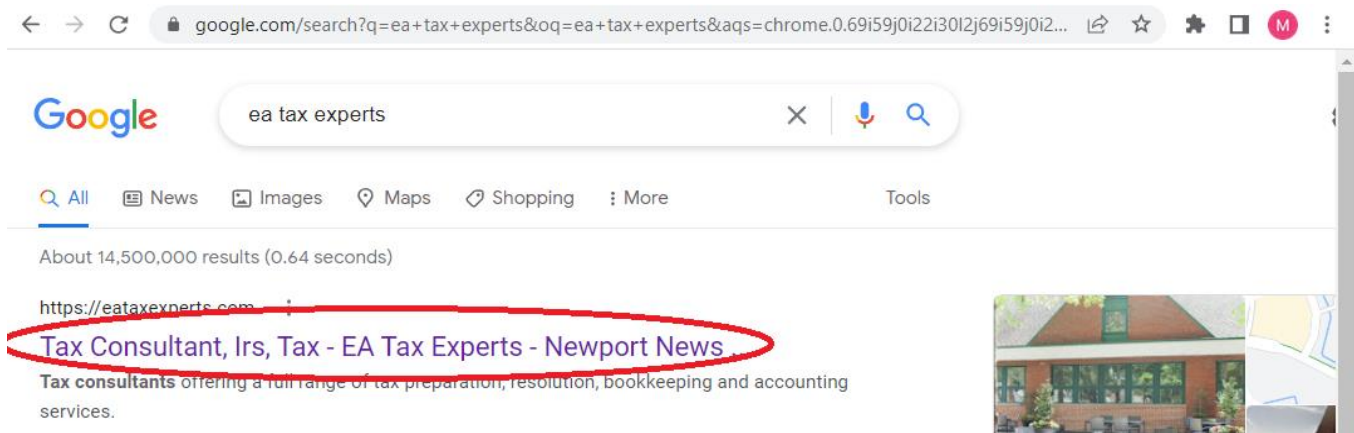




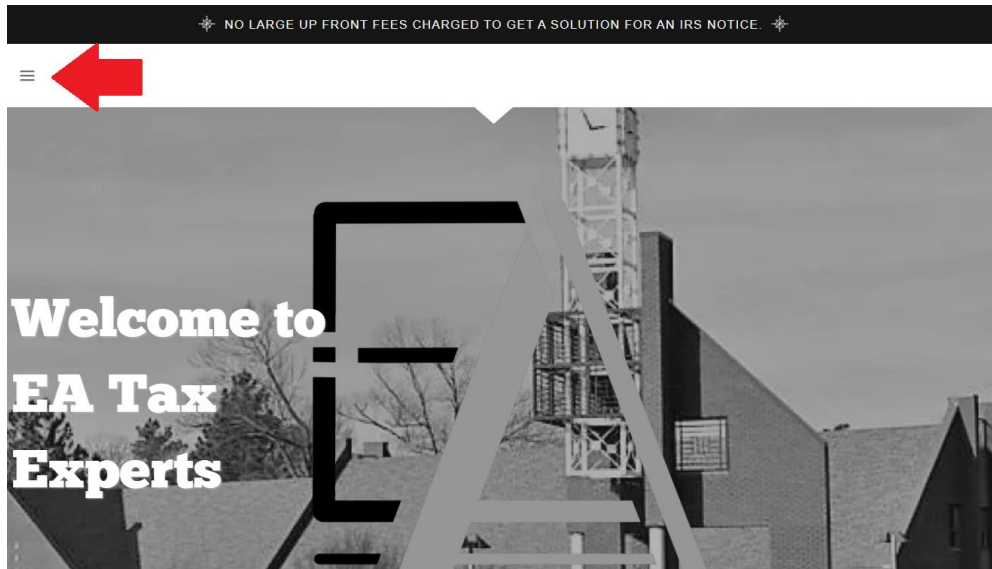
How to Make a Payment

[Need a different tutorial? Click here!](#)

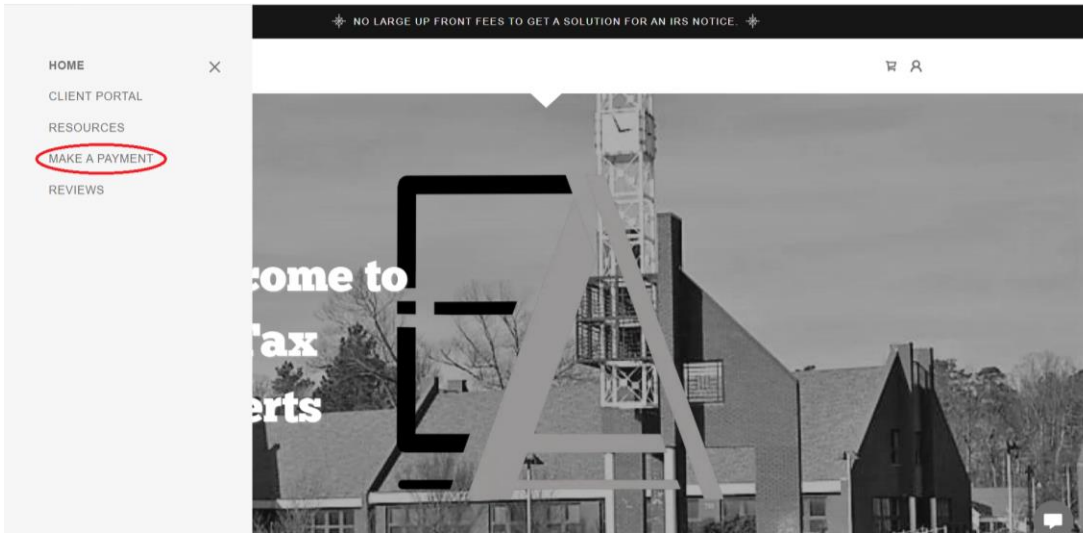
1. Click this link <https://secure.cpatcharge.com/pages/eataxexperts/payments> and skip to step 5. Or click this link <https://eataxexperts.com/> and skip to step 2. Or to go to our website by typing 'EA Tax Experts' in your search engine and click our website



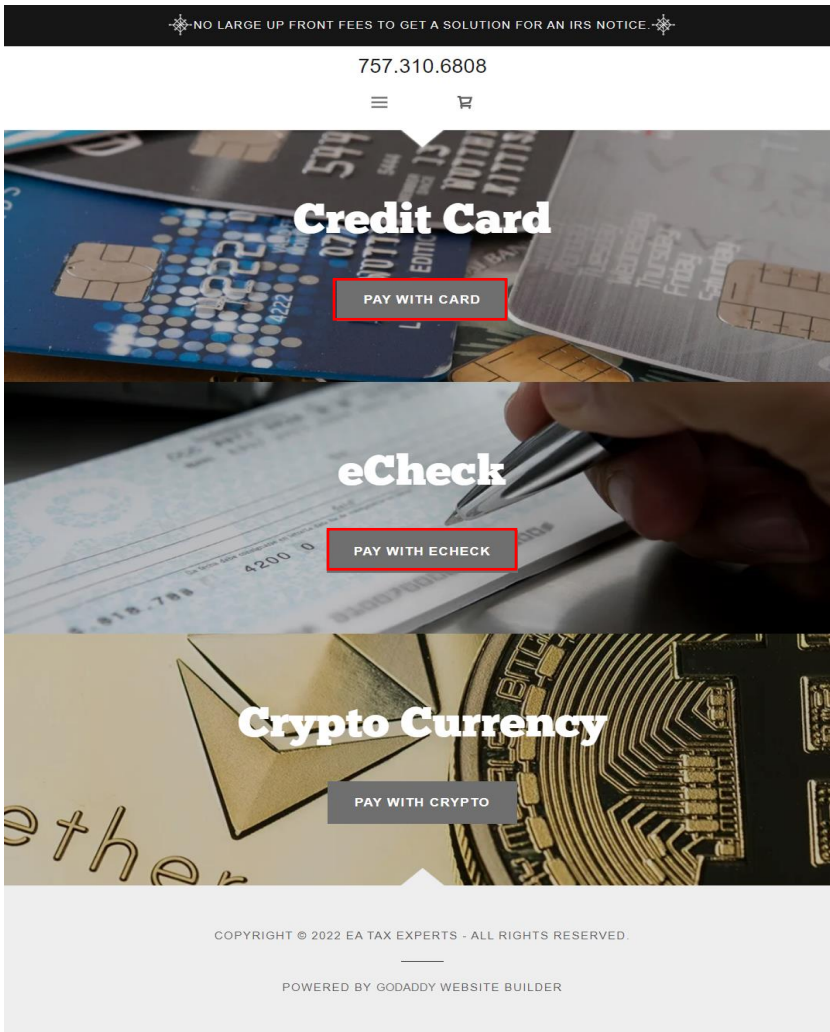
2. Click this symbol in the top left corner of our website



3. Click "Make a Payment"



4. Click "Credit Card" OR "eCheck"



5. Type requested amount from the Expert into the 'Payment Amount'

The screenshot shows a web browser window with the URL `secure.cpatcharge.com/pages/eataxexperts/payments`. The page title is "Invoice Payment" and the sub-header is "Payment Detail". There is a single text input field labeled "Payment Amount" which is highlighted with a red rectangular border.

6. Type a short description of the service we provided for the payment amount into 'Reference'

The screenshot shows the same web browser window as in step 5. The "Payment Amount" field is now filled with the text "EA Tax Experts LLC" and "733 Thimble Shoals Blvd". The "Reference" field, located below it, is highlighted with a red rectangular border.

7. Type the email address linked to your new Sharefile account in 'Email Address'

The screenshot shows the same web browser window. The "Reference" field is now filled with the text "EA Tax Experts LLC", "733 Thimble Shoals Blvd", "Suite 170", and "Newport News, VA 23606". Below this, under the "Client Information" section, the "Email Address" field is highlighted with a red rectangular border and contains the text "youremail@here.com".

8. Type N/A in 'Invoice'

CPACharge x +

secure.cpcharge.com/pages/eataxexperts/payments

Invoice Payment

Payment Detail

Payment Amount

Reference

Client Information

Email Address
youremail@here.com

Additional Information

Invoice
N/A

EA Tax Experts LLC
733 Thimble Shoals Blvd
Suite 170
Newport News, VA 23606
[\(757\) 310-6808](tel:7573106808)
kelly@eataxexperts.com
<http://www.eataxexperts.com>

10. Click 'Card' or 'ECheck' based on your payment method and fill out payment info

Payment Method

CARD ECHECK

Bank Account Information

Personal Checking Account Business Checking Account
 Personal Savings Account Business Savings Account

First Name Last Name
Account Number Routing Number

Billing Address

Address
Address 2
City State
Zip / Postal Code Country United States

By clicking "Submit Payment", I am authorizing EA Tax Experts LLC to initiate a one-time ACH/electronic debit in the amount indicated from the bank account I have designated above. The debit is to occur approximately 3-5 business days from submission and I understand that the authorization will remain in full force and effect until the transaction is cancelled by me by contacting EA Tax Experts LLC, or the ACH/electronic debit is processed from the designated account. Any request for cancellation shall afford EA Tax Experts LLC a reasonable opportunity to act on such request. I certify that (1) I am authorized to debit the bank account above and (2) that the ACH/electronic payment I am authorizing complies with all applicable laws. By clicking "Submit Payment", you agree to pay the above amount and provide your information to help process your payment and detect fraud. Please see our [Privacy Policy](#) for more information on our data practices.

11. Confirm payment amount and click "Submit Payment" All done!

By clicking "Submit Payment", you agree to pay the above amount and provide your information to help us process your payment and detect fraud. Please see our [Privacy Policy](#) for more information on our data practices.

Amount due \$0.00
Total amount due \$0.00

Submit Payment



Our system uses SSL encryption technology, which is the same technology banks use to protect sensitive information.

