Volume 57 Issue 3

Inside this issue:

President's Travel Log	2
CCFMCA National Director	3
Zoom Meeting News	3
From The Editor	4
Webmaster	4
Wagon Master	4
Hospitality / Membership	5
The Game Guy	5
From the Sheriff	5
The Dunes Rally	6
The Desert Run Rally	12
Maintenance Thoughts	21
Tire Testimonial	21
Chuckwagon Vittles	22
Membership/Renewal Form	23
CCFMCA Organization	24

CCFMCA INTEREST NEWS

Editor's Laptop Features

This edition includes articles, thoughts and updated California travel and venturing outdoors again (See links). Hopefully, most have received your Covid shots, done your RV maintenance and traveling but managing social distancing this summer. So enjoy the May-June edition.

FMCA National YouTube News: The FMCA Executive Board held a YouTube meeting on 19 March 2021, and voted to extend a $50 membership fee for 60 days. See the meeting at this link: https://youtu.be/xiHTjr1vskQ

Rally Happenings: During the CCFMCA rallies at Newport Dunes RV Resort and The Springs at Borrego

Wagonmaster: The Wagonmaster thoughts page 4 with Membership/ Hospitality page 5 remarks.

Upcoming Rallies: Golden Village Palms 13 - 16 May 2021. Remember COVID Waiver Form when registering.

Maintenance Thoughts has articles discussing important item near and dear to the RV enthusiast heart on *RV Tire Care Tips: Don't Take Your Tires For Granted*.

Chuck Wagon and Food Truck History update and a vittles recipe.

California COVID-19 Information

1. COVID-19 Portal Link: https://covid19.ca.gov/.

2. Blueprint for Safer Economy: On June 15, California will fully open its economy if two criteria are met:

Equitable vaccine availability: 16 year-olds and above can be vaccinated providing sufficient vaccine supplies are available.

Consistently low burden of disease: Hospitalizations are stable and low, and specifically, hospitalizations among fully vaccinated individuals are low. See details at Blueprint for a Safer Economy (ca.gov).

3. Vaccination: See Vaccines - Coronavirus COVID-19 Response (ca.gov). Every Californian 16 and up are eligible for vaccination as of April 15, 2021.

4. Sign up for COVID-19 Vaccine Notifications: Information at myturn.ca.gov.

5. Travel Restrictions: CDPH and the CDC recommend delaying travel until persons are fully vaccinated. Use this link for travel information, Travel - Coronavirus COVID-19 Response (ca.gov)

June Through August Are Non-Rally Months (Free Traveling Time); Revised Calendar Dates & Registration Forms to appear in the July -August Newsletter and CCFMCA Website, Covid Waiver Form on website

Welcome; Glad to be Traveling Again

Carl Gardenias, CCFMCA President

The last two rallies have come off successfully as we look forward to being on the trail again for the upcoming May rally.

Unfortunately, we could not use any of the facilities at the campground except the pools, so we were creative. Everyone made their meals, and we used pop-ups when we could. We also used our awnings to protect us from the sun and wind. We tried to bring Hors d'oeuvres that could not be touch by your hands but picked up with utensils, and masks were required if necessary. We were out in the fresh air and savoring every minute. The group was flexible, and everyone helping made a big difference in our success in our rallies. We hope the same help will continue onward at future rallies.

As a 30-year member, Barbara Tillman commented that "It's good to be outside and doing things with our friends and socializing". At The Springs at Borrego, Barbara was Cathy's & my guest as we toured all the desert sculptures. Wow, see the pictures in this newsletter.

During the Newport Dunes and The Springs at Borrego outings, numerous CCFMCA members commented, "it was nice to have time to relax, sit around the gas fire pit, learn more about our friends and share common camping interests."

We will have newly designed CCFMCA signage and flags for the club to direct you to our rally sites and advertise our great CCFMCA group.

We came together outside to paint rocks, the fire pit, ice cream social, Hors d'oeuvres, riding bikes, and sightseeing. No stress, no fuss, did it at our own pace.

This month we will need a committee to search for eligible board members. CCFMCA holds elections in October during the Golden Village Palms RV Resort Rally. We are talking about October. There may be a date change to the schedule, September 30 – October 3, as Golden Village Palms will have an Oktoberfest if everything goes as planned. The cost will be $72.00 per night, all activities free of charge, minimum three-night stay. Please keep watch for further information.

2022 CCFMCA Officer Elections: These positions and those of you who would like to either continue your job or throw your hat into the ring, will require 2022 election determination of these new Officers and Directors. A nomination committee has been formed.

We should have had elections to replace two Directors in 2020, but elections were not held. George decided to stay on until 2022. So we only need a 2022 Director for two years and fill the Secretary position until 2022. We also have the Secretary position which will need to be filled.

President - position for 2022
Vice President - for 2022
Secretary - for 2022
Treasurer - for 2022
Wagon Master - for 2022
Three Directors - for 2022
National Director
Alternate National Director

May & June Calendar

May 5	Cinco de Mayo
May 9	Mother's Day
May 15	Armed Forces Day
May 23	Pentecost
May 24	Pentecost Monday
May 31	Memorial Day
June 14	Flag Day
June 20	Father's Day

Zoom INFO & National FMCA News

From the CCFMCA National Director

By Sonny Gillespie

Hello to all in CCFMA as 2021 matches on. During this time I have stayed in touch with the national office and provide the following FMCA news.

FMCA MEMEBERSHIP NEWS

We know you're not due to renew now, but we don't want you to miss out on this special offer: Renew today for only $50.

Yes, you read that right! For a limited time you can use code ***ONEYEAR*** at checkout to renew your Membership at 33% off the regular price. You will extend your membership for a whole year and continue to enjoy member-only benefits that include FMCAssist, and discounts on Roadside Rescue, tires, insurance and more. Travel with peace of mind, knowing your Membership in FMCA has you covered.

There's never been a better time to go RVing, and with FMCA RV Club Membership your adventures on the road will be even more fun.

Renew early and get ready for fun RV adventures in 2021 and beyond, with FMCA Membership link https://join.fmca.com/renew50/.

RENEW EARLY & SAVE 33%

Use Code *ONEYEAR* at checkout

Want to save even more?* Save $45 on two years of membership with code ***TWOYEAR*** or save $55 on three years with code ***THREEYEAR***.

**Offers cannot be combined, maximum of 3 future years allowed on membership.*

Editor Note: *The FMCA Execute Board plans a major vote on the FMCA Membership cost during the 103rd International Convention & RV Expo Convention in Gillett, WY. This vote could raise or lower the cost from the current $75. So, take advantage of current special above and save on FMCA membership.*

National FMCA Rallies

The FMCA Executive Board voted for the 103rd International Convention & RV Expo Gillet Convention.

- The 103rd International Convention & RV Expo will convene July 7 – 10 2021 at the Com-Plex in Gillette WY. For further information go to: https://www.fmca.com/fmca-event-registration.
- The Governing Board Meeting will be held July 7, 2021, in Gillette, WY
- Annual Membership Meeting will be held July 10, 2021 in Gillette, WY
- FMCA Governing Board meeting July 7, 2021 to be in Gillette, Wyoming. This election year is for the offices of National President, National Senior Vice President, National Secretary, and National Treasurer
- FMCA Annual Membership Meeting, 10 July 2021, Gillett, Wyoming. This for Biannual elections for National Vice President - for the Midwest, Northeast, Rocky Mountain, South Central, and Southeast areas (serve a two-year term).

Joining A Zoom Meeting

By *Tracy Lenocker*

It has been great that we have been able to begin having our rallies once again. The one at Newport Dunes was small but lots of fun. Everyone wore masks during our morning and evening get-togethers and at our games.

However, it has been hard to conduct our club business. With elections coming up soon, we need to have greater participation during our sessions together. This way, anyone can participate in club decisions and suggest ideas.

The solution will be to continue to have meetings using Zoom. Just remember that hundreds of thousands of clubs use these virtual meetings (.i.e. schools, businesses, and other organizations) to help each other keep in touch.

Zoom is a free program and has security built-in. You can run it from a website requiring no installation, or you can download and install it on one or more of your devices. It runs on laptops, tablets, and smartphones. You can enter the meeting by video and see everyone or by telephone.

The CCFMCA club host will invite all current members. It will include the date and time of the meeting along with an invitation. All you have to do is click on the long blue lines, and you will be entered into the session. If you want to participate by phone, use the listed phone number, meeting ID, and password. This teleconference method of attending is also free.

We hope you will able to join our next membership meeting.

Tracy Lenocker

From The Editor

By John Seguin

OK, you've gotten your shots. The campgrounds are reopening. You have waited to get the RV out and hit the road as Summer is in full view from behind your RV windshield. So, understanding that this Coronavirus Anxiety we have felt is a real thing, just remember that you're not alone. The Chapter's past year has been challenge and all of you faced similar struggles since the pandemic start. The Chapter has diligently worked toward meeting our state guidelines and kicked off the 2021 rally season. The first was the Newport Beach rally attended by seven coaches and all had an enjoyable time. Grateful to be outside again. We also had local Chapter members stop-in saying "Hello" and visiting. The Springs at Borrego "The Desert Run" was super. So, pack your coach and plan to head out in May for the Golden Village Rally in Hemet. Also, thumb through this edition to see what might interest you.

With the summer months on going, making the Chapter Spot-Lite Newsletter exceptional keeps all of us informed. So ask yourself - what have I provided to the editor for Spot-Lite inclusion? Take to time to flip through you smart photos and them to the editor along with articles, etc. publication in your CCFMCA newsletter. Photos, and articles accepted at aircrewcwo@cox.net.

Remember communication is by three methods:

1. *Timely emails*. On occasion, instances will arise when there is a need for communications with membership about updates rather than waiting for the CCFMCA Spot-Lite that is published every two months.

2. *CCFMCA Spot-Lite* – Our bi-monthly publication highlights one or two previous rallies, includes information from the Board of Directors and other information on future rallies.

Website & Database Coordinator

By Tracy Lenocker

3. The third communication effort is the Chapter's website containing CCFMCA documents, By-Laws, Standing Rules, membership roster, past Spot-Lite newsletters, membership/renewal applications, photos of past rallies, and previous minutes from the Board of Director and General Membership meetings conducted via Zoom. The Current newsletter is always there, as are former newsletters. The tab labeled Rallies, at the top, contains all the rally registration forms and the COIVD-19 waiver form.

Wagon Master - Rallies and Events

By Cathy Gardenias, Wagon Master
ccfmca.1@gmail.com

Newport Dunes Waterfront RV Resort rally went as scheduled. John and Carol Jones were my helpers since they live close to the Dunes. They scouted out our sites, made flyers of places to go in the Newport, Huntington Beach area, and they were also our game co-insures. Kudos! Also, Scott Ryan, John Seguin, and Carl brought E-Z ups. Tables provided for our social time. I want to thank everyone who pitched in and made this a fun event.

We had seven coaches, which was OK and since the clubhouse, kitchen, and a few other areas were not open to RVer's, we procured three sites to hold games and a socializing area. The weather was fantastic, and everyone was able to do their own thing. We did play games on Friday, but Saturday was your choice day. Carl & I rode our bikes, and I towed Takoda in his dog trailer. I was surprised how well he enjoyed his chauffeured ride. Ha Ha.

Attending this event were the following members: Carl & Cathy Gardenias, John & Carol Jones, John & Kathie Sequin, Charlie Ryan, Joe & Barbara Marcosa, Tracy & Jodi Lenocker, and Scott & Lori Ryan. We played it safe but enjoyed each other's company. We shared pre-wrapped danishes Friday & Saturday. We had pre-packaged chips and a variety of dips on Friday night and Saturday as well, but Scott Ryan made Jalapeno poppers wrapped in bacon, and that was great!

On Saturday, we had visits from Lon Cross, Gordon & Suzie West, and from the Camping Squares, we had Cheri & Michael Root and Gary & Lorna Fields. We also visited with another group parked down the way.

The Springs at Borrego RV Resort: Wow, what an exciting and enjoyable place to visit. Borrego Springs itself is full of adventures. We had 16 coaches join us for this rally; 9 came in on Wednesday and six on Thursday. Again, we were not allowed to use the clubhouse or kitchen, but that was OK, we picked sites to hold Happy Hour, and after we ate we shared Scott & Lori's place for a fire and good conversations. Our daytime events starting on Thursday were to relax and mingle. Friday, some took off and went to the Farmer's Market at Christmas Circle, while others went to see the sculptures in the desert. (cont'd page 5)

Wagon Master Rallies and Events

Carl & I went to the Anza Borrego State Park and walked around for a while. Plenty of restaurants were open with safety and a fudge/ice cream shop, where Huel Hauser enjoyed an ice cream sundae. Carl & I are planning on going back to do more trail hiking and site seeing. Friday Happy Hour was hosted at our site, and everyone brought a small dish to share.

Carl & I are plan t go back for some more trail hiking and site seeing. Saturday, Scott hosted a delicious breakfast for those who wanted to attend. Thank you, Scott and Lori. Then people went out again to explore the area. At 3 pm when there was shade, Kathie Sequin hosted a rock painting party. What fun that was!. Almost everyone participated and had fun doing so. We then had our second Happy Hour with many treats to eat. At Scott and Lori's site again, around 7:30 pm, we had an Ice Cream Social. What a great time we had.

We had four coaches that were guests. The Lewis family brought Dan & Caryn Bergen. The CCFMCA got The Camping Squares which were Cheri & Mike Root, Rick & Janie, and another couple we had met at Newport Dunes and invited was Don & Irina Sabers. We were so happy to see and visit and learn more about them. We had a great time. Thank you, guests, also for helping with moving tables and bringing happy hour dishes.

Cathy Gardenias - Wagon Master - 2021

Happy Trails, and I hope to see you soon.
CCFMCA 2020 Wagon Master *Cathy Gardenias*

Trial Boss / Assistant Trial Boss Note !
For RV road herding, remember your free chuck wagon vittles and RV site is free. Also , the trail herding documents are on the CCFMCA website under a Trail Boss Documents header tab. But for any trial boss information contact your Wagon Master - Cathy Gardenias at ccfm-ca.1@gmail.com or phone 951-809-8720.

Hospitality and Membership

By Carol Jones

A few of our members could use some encouragement and cheer.

- Harvey Legrone has been diagnosed with cancer and is currently undergoing treatment. Soon he and Monika will be moving to a new home.
- Jim Hocking has undergone back surgery and is now recuperating at home.
- Janet Lamphere has also undergone back surgery and has returned home to recuperate.

The vaccines against Covid 19 are now available to all of us and hopefully everything will soon be able to open back up. In the meantime, stay safe and please keep me informed of any of our members that need get well wishes or cheering!

New Members: The following family has joined California Chapter. Please welcome them to our chapter.

- Richard and Ginny Pavlovsky from Covina, California

Can't wait to get back out in the rig and meet them and visit with all of you.

Warmest of Wishes to all our Members of our CCFMCA Family !

Carol Jones, 909-859-9650
cajonesdb@yahoo.com

The Gamer Guy

By John Jones
Be assured that whatever and whenever our rallies are there will always be games. Until this pandemic is over, we will put into place necessary precautions to stay safe and you always have the chance to skip the games.

From the Sheriff

Howdy Folks - I want you to beware as I will hunting for those CCFMCA "*BADGES*".

With the state fully reopening by June 15 Since the state has re-opened based upon color tier levels again, I feel it is important to say that we need to stay safe and continue mask use and wash hands as we get together.

With that being said and we possibly get to go back to our rallies, we need to remember that we must wear our badges in order to recall who everyone is and avoid a monetary fine. So smile and say "*Howdy*" when meeting everyone one again.

Kathie Sequin
Badge Sheriff

"The Dunes Rally"

Newport Dunes Waterfront Resort & Marina

Newport Dunes Waterfront Resort & Marina

"The Dunes Rally"

Let the Games Begin

Match One

Cathy Gardenia &
Carol Jones

Match Two

Barb Marcosa &
Kathie Seguin



Carl Gardenia &
John Jones

Joe Marcosa &
John Seguin

Newport Dunes Waterfront Resort & Marina

"The Dunes Rally"

Let the Games Begin

Match Three

Carl Gardenia & Jodi Lenocker

Tracy Lenocker & Cathy Gardenia (not



Winners
Jodi Lenocker/
Tracy Lenocker

Second Place
Barb Marcosa/
Joe Marcosa

Final Match Winner Take All

"The Dunes Rally"

Newport Dunes Waterfront Resort & Marina

Other Dunes Events

Carol Our Sudoku Gal

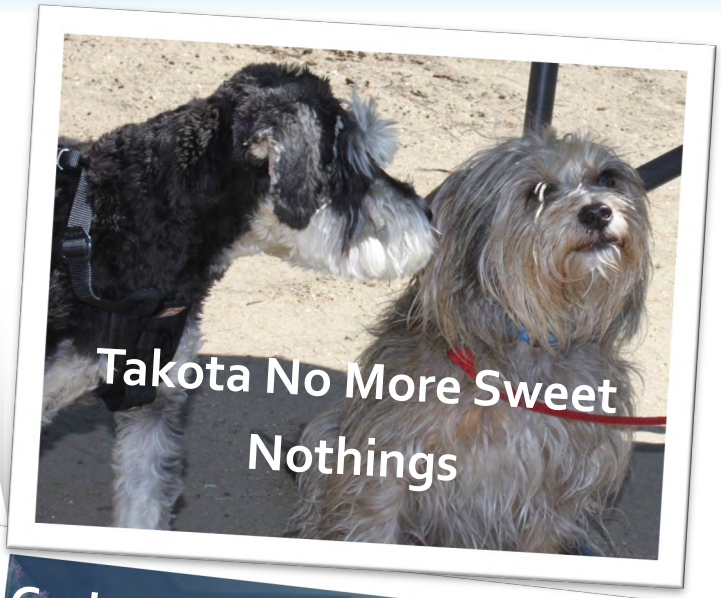



Charlie Ryan is a Dad and CCFMCA are Grandparents at the Dunes Rally

Lexie-Belle says what's the fuss

Newport Dunes Waterfront Resort & Marina

"The Dunes Rally"

Time for Dunes Conversations

From left clockwise: Barb Marcosa, Joe Marcosa, Scott Ryan, John Seguin, Cathy Gardenia, Kathy Seguin, John Jones, Carol Jones, Carl Gardenia, Charlie Ryan, Lora Ryan, Jodi Lenlocker, and Tracy Lenocker taking photos.

Newport Dunes Waterfront Resort & Marina photographed from the upper bluffs

"The Borrego Desert Run "

The Springs at Borrego

"The Borrego Desert Run "

The Springs at Borrego

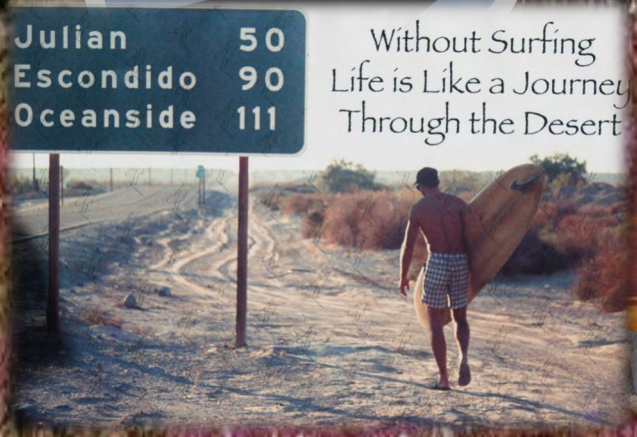

"The Borrego Desert Run "

Galleta Meadow Sky Art Sculptures

The Springs at Borrego

Kathy Seguin and the "Serpent"

Carl and Cathy Gardenia "Serpent" Sightseeing

Oh What Big Teeth You Have

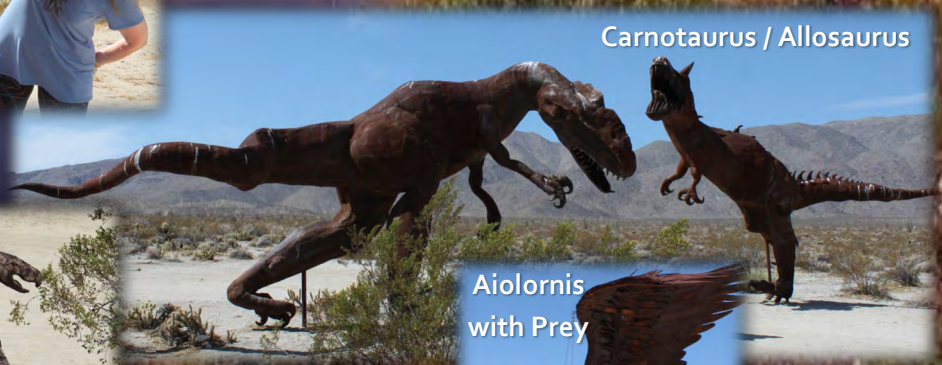
Carnotaurus / Allosaurus

Giant Tortoise

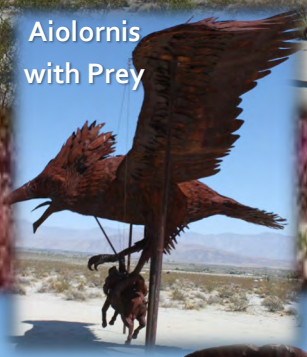
Aiolornis with Prey

Gomphothere

Scorpion and Grasshopper

"The Borrego Desert Run "

Welcome Hour



The Springs at Borrego

"The Borrego Desert Run "

Welcome Hour



The Springs at Borrego

"The Borrego Desert Run "

Rock the Rocks with Rock Painting

"The Borrego Desert Run "

Rock the Rocks with Rock Painting

The Springs at Borrego

Captured pictographs found at The Springs at Borrego. These were amazing photo s.

"The Borrego Desert Run "

The Happy Hours



Happy Hour Visitor Jack the Road Runner, Sorry No Wiley E. Coyote

The Springs at Borrego

The Springs at Borrego

"The Borrego Desert Run "

The Happy Hours

RVers at Leisure

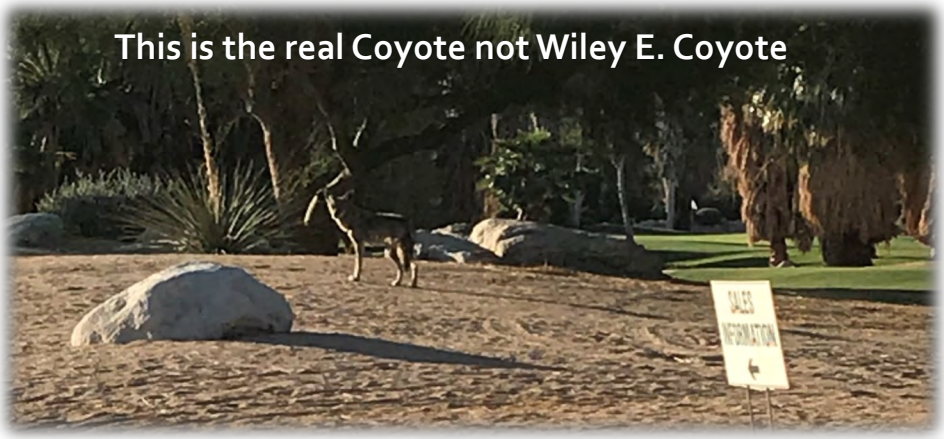

Here is Lori and Scott Ryan enjoying a evening at the Coyote Steakhouse while avoiding Wiley E. Coyote above. Enjoy !!

CCFMCA RV Maintenance Thoughts

RV Tire Care Tips: Don't Take Your Tires For Granted

By By Dave Solberg

Most RV owners think they are taking proper care of their tires. After all they periodically check the pressure, take a quick glance or "whack" with a trucker's bat, and keep them clean. Tires are the most important component on an RV, but according to data assembled by the RV Safety & Education Foundation and several tire manufacturers, are also the most neglected.

Proper Inflation

Most RV owners inflate tires to the PSI (pounds per square inch) stamped on the side of the tire which is actually the maximum pressure at maximum weight or GVWR rating! Proper tire pressure can only be found by weighing each wheel individually and checking the tire manufacturer's chart for dual or single application. This is different from most passenger cars as the weight of your RV can be substantially higher once you put all your "stuff" inside. If your rig is not loaded to maximum capacity, you will be over-inflating the tire by using the number on the sidewall and have less tread on the ground which will affect stopping and maneuvering.

You can weigh your rig at any Cat Scale found at most larger truck stops such as Flying J and Pilot. Visit www.catscale.com for the nearest location. These scales have three platforms allowing you to put each axle on a platform. Trucks and trailers would put the front axle of the truck on the first, back axle on the second, and the trailer axles on the third. Motor-homes would put the front axle of the motorhome on the first, back axle on the second, and a tow vehicle on the third. This will give you axle weights which you can use to divide the number of tires per axle and determine the weight, but will not give true individual weights. Depending on how you load your rig and the weight of appliances and options, some rigs are heavier on one side. It's best to get individual wheel position measurements which can only be done with portable scales. Visit www.rvsafety.com to find what dealers or locations the RVSEF teams are weighing coaches to get precise weight information.

Checking Pressure

The next step to proper tire maintenance is physically checking tire pressure EVERY time you hit the road. Just glancing at the "bulge" in the tire or hitting the tire with a trucker's bat is not good enough, especially on larger rigs. If your tires are 10 PSI less than recommended pressure you reduce your weight carrying capacity by 25%! And you cannot visually tell the difference between tires that are 10 PSI difference in most cases. Get the gauge out and get the gauge tested by a certified tire shop yearly. I like the Tire Pressure Monitor System (TPMS) that have a wireless feed to a screen inside the drivers compartment that not only tell me the pressure of the tire (inside dual included) but also the tire temperature. Well worth the price of a tire blowout.

Sidewall Inspection

When we drive our cars and trucks on a daily basis the centrifugal force pushes softening components from the rubber to the outside of the tires and keeps them from drying out. On an RV, we often drive to a specific location and let them sit for days, weeks, months! This prolonged exposure to the elements dries out the sidewall and develops cracking known as weather checking. It's important to inspect the sidewall periodically for weather checking. Also, if you want to make the sidewall "shine" with an aftermarket spray, make sure it has no alcohol components or others that will enhance the drying effect. And cover the tire if it will be exposed to the elements for longer than one week.

CCFMCA RV Maintenance Thoughts

RV Tire Care Tips: Don't Take Your Tires For Granted (cont'd)

Happy Birthday

Tires have a date stamped on the sidewall known as a DOT ID stamp. This code has information including the plant it was built in, the size, and most important, the date. The last four digits indicate the week and year the tire was manufactured. Tires are only rated for a 10-year life cycle. It's not uncommon to find tires on a new rig that are much older as they are often purchased in quantity and stored until the unit is sold. Check the date and replace if they are older than 10 years.

Tread Wear

Periodically you should check the thread of your tires to look for improper wear patterns, low thread, and missing chunks of tread (really!). If you notice thinner thread on the inside or outside of the tire it means you have alignment issues or improper weight distribution. Running your hand over the tread will also indicate early signs of alignment issues if the thread is smooth in one direction and rough or "feathered" in the other. The Rubber Manufacturing Association recommends any vehicle over 10,000 pounds should have at least 4/32" of tread. Vehicles under 10,000 pounds should have 2/32" of tread. Use a good depth gauge and check your tires periodically. With a little bit of annual inspection and maintenance you can properly detect any issues before they become a problem, keeping your tires in top shape for your next long haul.

Reading RV Tire Codes

DOT Number

First, Tires sold in the United States are stamped with a US Department of Transportation, DOT, number. Secondly, the DOT number is a series of 10 – 12 characters stamped on one side of the tire. Lastly, the last 4 numbers in the DOT number sequence indicate the date (week & year) the tire was manufactured.

Age of Tire

DOT number appears on one side of a tire as per DOT regulations. You may need to look on the opposite side of the tire to view the stamped DOT number. It is important to know the age of your tires to ensure safe operation. In the image below, the example highlights the DOT number and circles the week and year with a read circle. The last part of the DOT number displays the week and year manufactured. This example shows 3909, **39** for the 39th week of the year and **09** for the year 2009.

Tire Safety Testimonial

Editor Note *: I recently spoke to Bill Johnson at the Borrego Desert Run, who offered Ed Hessemer (Dolphin Club VP and Dolphin Splash), comments about tire and battery issues. Those comments are offered below with his photos.*

"I recently replaced six major brand RV tires due to their nine-year age concerns. Approximately 40,000 driven miles and lots of tire tread left with minimal sidewall cracking. They looked excellent but for safety made a choice to replace them. See attached photos for the condition of the 12R22.5 tires I replaced. Once I had all tires removed and visually examined, they were in a situation to cause a significant failure and possible major damage to RV and occupants."

Battery Purchases Recommendation*: "Not IF, but WHEN you need to purchase new batteries, Joe's Battery Service provides a cost-saving is a highly recommended source. After many years of RV travels, I have replaced batteries many times. My most recent purchase was four AGM batteries from Joe's Battery Service. He provides significant savings and on-site installation convenience. Price Comparison for my batteries: MSRP $357.95 each. Discount supplier price $277.95 each, Joe's Battery price $225.00 each. All prices include tax and may include other additional costs. Joe's price includes delivery and installation. Joe is excellent to work with and provides many cost-saving benefits. For further details, contact Joe at email: joebatteryservice @gmail.com, or go to his web site—https://joebatteryservice.biz/motorhome-battery."*



CCFMCA Chuck Wagon Vittles

CHUCK WAGON AND FOOD TRUCK HISTORY

From Cookie

The chuck wagon brings to mind the romantic image of the American West. The image of cowboys trailing cattle across the open prairies to markets in the North and East. Just how did this image evolve?

At the end of the U.S. civil war in the 1860's, a massive expansion of settlement moved westward across the North American continent. This expansion created a large market for beef. Beef that existed, on the hoof, in the southwest, primarily in Texas. Enterprising cattlemen recognized the need to move herds of cattle to market without railroads. This meant driving herds overland. The trail drive days were born. To move a herd of cattle overland meant crews of cowhands had to live in the open for months at a time. The need to feed and care for these mostly young men resulted in the development of the chuck wagon.

The chuck wagon was the cowboys' home - for most, the only home they had. When a cowboy threw his bedroll on top of the chuck wagon, rolled inside was everything he owned except the clothes he wore and the saddle he sat on. The chuck wagon and cook had to supply everything else the cowboy needed. Meals, repairs to *swiss omega* clothing and equipment, entertainment, medical help and moral support all came from the cowboys' rolling home. The relationship between the cowboy and the chuck wagon was one the likes of which had never existed before. To the cowhand, the chuck wagon was much more than just a mobile kitchen. Chuck wagon cooks were notoriously cantankerous and surly. The result was much bickering and name calling between cook and cowboy. No outsider would dare to take such liberties with either. Trail crews were a family and they were loyal.

The chuck wagon is a symbol of the rugged individualism and can-do spirit of the American frontier. The spirit that enabled cattlemen to master incredible hardships while moving their herds over a vast wilderness. It is the same spirit which had led to the creation of a new nation. A nation which embraced individual rights and freedoms. A nation that led the world in two wars against tyranny and still leads that fight today. A nation that landed men on the moon and returned them safely to the earth. Not once, but six times. A nation that made capitalism a world wide way of life. This frontier spirit has shown the world the rights of individuals cannot be suppressed. That all men are indeed created equal and endowed with certain inalienable rights. *When I look at a chuck wagon, I see much more than just a mobile kitchen. - By Bill Thompson*

Chuck Wagon Quick Southwest Chili

Ingredients

1 1/2 pounds hamburger or ground turkey
2 cans kidney beans
1 can pinto beans
or
3 cans black beans
1 can whole kernel corn
1 can pitted black olives (optional)
1 small onion, diced
1 can Rotel tomatoes
1 can stewed tomatoes
1 package Taco seasoning
1 package Hidden Valley ranch dressing

Preparation

- Fry the hamburger with the onion.
- When done, drain the grease and then add all the other ingredients and stir to mix well.
- Heat for 15 minutes or until all ingredients are hot.
- Serves 8-10

"Old Chuck Wagon Jargon"

Stacked to a fill: – Compliment to the chef following a great meal.

Airtights: - Canned goods. Usually corn, peaches, tomatoes and milk.

CALIFORNIA CHAPTER OF THE FAMILY MOTOR COACH ASSOCIATION (CCFMCA) INC.

NEW MEMBERSHIP APPLICATION

Applicant must be a member of the Family Motor Coach Association (FMCA), or must have applied for or be applying for membership in FMCA simultaneously with this application to be eligible for membership in *CCFMCA*. Please provide your FMCA number here: F _____.

As members, we / I agree to abide by the provisions of the Family Motor Coach Association Inc, "Code of Ethics" to foster a wholesome public image for all family motor coach owners.

Last Name*: _____ **First Name*:** _____ **and** _____

Address*: _____

City*: _____ **State*:**_____ **Zip Code*:** _____+_____

Phone*: _____ **Cell Phone*:** _____

e-Mail Address*: _____

Motorhome Brand: _____ Length: _____ Slide-Out(s): Yes __ / NO __ Number: Left ___ Right ___

- Our fiscal year is January 1st through December 31st. Annual dues are $15.00 (due January 1st each year).
- An initiation fee of $25.00 is charged for two (2) people or $15.00 for one (1) person joining *CCFMCA*. This covers the cost of badges, postage and materials. Annual dues are $15.00. Those joining between October 1st and December 31st will have their dues applied to the remainder of the year and the following year.
- Additional Badges are $10:00 each (names): _____

DATE: _____ SIGNATURE: _____

- Would you like to list your e-mail address on the roster? YES _____ NO _____. ***Note***: The e-mail roster is available only to chapter members.
- Would you like the Spot-Lite (newsletter) sent to you by e-mail? YES _____ NO _____. ***Note***: If you choose to receive the Spot-Lite by e-Mail, you will: Receive it sooner than USPS, in color, save CCFMCA cost of printing and postage cost. Please visit the *CCFMCA* website: www.ccfmca.org.

Please make check payable to ***CCFMCA*** and return both the *New Membership Application* and your payment to:

Carol A. Jones (CCFMCA Membership)
958 Dahlia Ave
Costa Mesa, CA 92626

	2 PEOPLE	or	1 PERSON
INITIATION FEE:	$ 25.00		$ 15.00
ANNUAL DUES:	$ 15.00		$ 10.00
EXTRA BADGES:	$		$
TOTAL ENCLOSED:	$		$

CALIFORNIA CHAPTER OF THE FAMILY MOTOR COACH ASSOCIATION INC.

MEMBERSHIP RENEWAL

The Membership Renewal is ONLY $15.00 per coach. Please update your information in the New Membership area where Red Asterisks indicate. Please make check payable to ***CCFMCA*** and return both the *Membership Renewal* and payment to:

Carol A. Jones (CCFMCA Membership)
958 Dahlia Ave
Costa Mesa, CA 92626

RENEWAL FEE: $ 15.00 / Per Coach

TOTAL ENCLOSED: $ _____

CCFMCA Organization

FMCA Web Site: www.fmca.com

FMCA Business 808-543-3622

Western Area FMCA Web Site: www.wafmca.com

California Chapter of FMCA

Webmaster and Database Coordinator

Send All Address Changes to: Tracy Lenocker

PO Box 2672
Lake Arrowhead, CA 92352
tracy@lenocker.com
909-337-0315

Officers

President: Carl Gardenias 951-490-2270

Vice Pres: Sonny Gillespie 951-492-0787

Secretary: Denise Loxton 818-800-7717

Treasurer: Cass Cassidy 760-612-1260

Directors

Director: John Jones 909-859-9648

Director: George Overman 760-889-2216

Director: Lon Cross 661-866-5077

Director: Paul Flickinger 951-201-8127

Director: Tracy Lenocker 909-337-0315

Immediate Past President Roy McDaniel

Wagonmaster: Cathy Gardenias 951-809-8720

Appointed Officers

Spot-Lite Editor -John Seguin

Safety Officer - Vacant

Membership - Carol Jones

Data Coordinator - Tracy Lenocker

Hospitality - Carol Jones

Webmaster - Tracy Lenocker

Coffee Captain - Vacant

Materials - To Be Appointed

Badge Sheriff - Kathie Seguin

Historian - Vacant