



CCFMCA FEATURED NEWS

Volume 57 Issue 5	
Other Items Inside	
WMHA President	3
From The Editor	7
Webmaster	8
Hospitality / Membership	8
The Game Guy	9
From the Sheriff	9
CCFMCA Calendar	10
Rally Registration Forms	10
Maintenance Thoughts	11
Chuckwagon Vittles	17
Membership/Renewal	18
CCFMCA Organization	19



2. The major events coming between now and October 2021. Elections to take place at the Golden Village Palms RV Resort Rally for new officers.



COVID-19 Portal Link: <https://covid19.ca.gov/>

- Do's and don'ts for daily life:
- Get vaccinated, it's safe, effective and free. Vaccine doses for the immune-compromised are now available
 - Wear a mask where required, in public indoor spaces, and on public transit
 - Follow safety rules for mega-events
 - Get tested if you're sick
 - Honor mask rules in place at a private business
 - Get tested if required by your workplace
 - Wear a mask when you travel



4. **CCFMCA Newscast:** Gillespie, WY trip. Review and comments.



7. **CCFMCA National Director**

National News from our CCFMCA National Director - The FMCA's 103rd International Convention & RV Expo is in the book at the CAM-Plex Multi Event Facility in Gillette, WY. Our new FMCA Officers are as follows: Rett Porter (Nat'l Pres) ; Gary Milner

(Nat'l Senior Pres), Kathie Balogh (Nat'l Secretary), Barbara Smith (Nat'l Treasurer), Jon Walker (Immediate Past Pres).



9. Wagon Master posts the following: July through August Are Non-Rally Months, so enjoy your travels. Upcoming rallies are in this edition and posted on to the CCFMCA website for the upcoming rallies in September through November of this year.



11. Golden Village Palms RV Resort Oktoberfest Rally. This is the

Chapters fourth rally of the year and an opportunity for us to gather and enjoy the groups comradery. Register early.



12. Your RV provides you a lot of the creature comforts of home, but your RV's A/C might not be as strong as you'd

like on the hottest days of summer. Here are a few factors that will impact how well your A/C will work. Also, RV Preventive Maintenance is maintenance you can perform on your RV *before a problem exists.*

Picture above: Peek in on the park all-year with Glacier National Park's webcams and you may see something like this sunrise at Two Medicine. <https://www.nps.gov/glac/learn/photosmultimedia/webcams.htm>





Avalanche Lake, Glacier National Park, Montana

From the President



Hello to all,

We are coming close to the end of our season, and there is still so much to accomplish. Standing Rules need to be approved by the general membership and sent one month before the Oktoberfest meeting. So by the time you see this, you will already have an attached .pdf file of the Standing Rules.

First, we need to have our election coming up at the Sept 30 – Oct 3, 2021 rally. We have had very little response from our committee. If we want to see our chapter continue and grow, we need volunteers that may not have taken on a position before but want to see our organization continue.

At present, we have Sonny Gillespie, who stated he would continue as Vice-President and National Director for our chapter; of course, he will have to be approved by the membership at the meeting. Next has been an offer made for Wagon Master.

- Cass has served four years, and he does not want to continue as Treasurer. Someone with experience using QuickBooks or Quicken would be perfect.
- Our Secretary holds another position with another group and can't do both.
- It is time to rotate the Directors, so we are looking for 5, everyone has served on the board for more than their 2-year period. It is time to ask for fresh ideas through different volunteers.
- Alternate National Director is still available since Dave Franke left in 2020.
- President is available. I took the position in 2020 because no one wished to raise their hands and take on the job. It is time for a fresh look, and I have enjoyed being the President while having fun. Oh yeah, I will be the Past President for two more years, 2022 – 2024.

We will mention this at the Pechanga rally in hopes that members will step forward and help.

Also, we will need to discuss a sidelined issue about newsletters sent to nine of our members because they

cannot download a copy. It costs the Spot-Lite Editor approximately \$110 per month to mail our Spot-Lite publication to those who can't download it.

I want to congratulate John Seguin, Spot-Lite Editor, on receiving the FMCA 2021 Robert L. Richter Award for the excellent California Chapter newsletter. He is doing a great job. We have posted the article to our website that appears in the "Family RV" (September 2021, page 80), which you can find in this most recent edition. Next time you see him give him a pat on the back and send him information to put into the newsletter, i.e., things you did over the summer (with a picture). A great meal that doesn't take long to make with fewer dishes to clean up. Ha!

Cathy and I will not be able to be at the Pechanga RV Rally; we will be traveling for just about a month. We will, however, be back in time for the Oktoberfest.

Thanks, and Happy Trails to All
Carl Gardenias, CCFMCA President

2021 RICHTER AWARD RECIPIENT



On July 10, 2021, during the Annual Membership Meeting in Gillette, Wyoming, FMCA national president Jon Walker recognized the 2021 recipient of the Robert L. Richter Award: **John Seguin, F455062**, from the California Chapter.

FMCA's Executive Board voted to present him with the award. Bob Richter was FMCA's founder and first editor of *Family Motor Coaching* (now *Family RVing*) magazine. The award recognizes an individual who is responsible for chapter newsletters and publications, and/or communications to and about an FMCA chapter.

John volunteered to become editor of the California chapter's "Spot-Lite" newsletter, which has been published for more than 50 years, and gave it a face-lift.

He redesigned the layout, including new artwork and other features, and incorporated additional articles and columns. He uses interviews, social media, and the internet to research content. In addition to producing the newsletter, John assists with special mailings sent out to chapter members.





2022 Western Area Rally Cancellation



It is with regret that I must once again announce that we must cancel our Western Area Rally for 2022. The Covid-19 pandemic was in full swing when we had to cancel our rally for 2021. Since then, things improved greatly with the distribution of vaccines to combat this virus. Through the year everything was looking positive and we had great optimism to be able to once again have our rally in Indio. While we were marching along with preliminary work for the rally (preparing a budget, getting program artwork done, working on filling vacant captains' positions, etc.) a couple of things occurred that were not foreseen. First was the surfacing of the "Delta Variant" of the Corona Virus. In case you didn't know, throughout the pandemic, the fairgrounds in Indio have been used for Covid testing, vaccination and patient treatment. It is also designated

a Federal Medical Station (FMS) which involves using one of the fairground buildings (one that we use for seminars) to stockpile medical supplies for emergency use. We had thought all of this would end sometime in late summer. Instead, we have learned that Riverside County Public Health will not release the fairgrounds until the end of November at the earliest. This is due to the onset of the delta variant and the coming fall/winter seasons which will bring people back indoors with the CDC anticipating that Covid cases will be increasing. Another thing that no one anticipated was the move by Riverside County to put the fairgrounds up for bid for a business to assume management and operation of the fairgrounds. They put out a Request for Proposal (RFP) on the fairground's website with the submission deadline of August 26th. We have no idea how long the selection process will take or when they will take over management of the fairgrounds. We would have to enter into a new contract with the winning company for use of the fairgrounds. Any contract we enter into must first be reviewed by FMCA's legal staff. We cannot accept a contract proposal without FMCA legal approval. As you can well imagine, there is no way all of this can be accomplished in time to have our rally or if we can even get acceptable terms with the new management.

On a personal note, this month marks the start of my 2nd year as your WMHA President and FMCA National Vice President. My main goal was to grow our Indio rally and reverse the downward attendance trend. There were several indicators to show we were well on our way. Instead, I have had the unfortunate task of having to cancel our rally, twice now. This was not how I envisioned my term as your president. I have received many words of encouragement and support from the Western Area as well as FMCA. I want to thank everyone for hanging in there as we work through these trying times.

Bob Golk

President, WMHA




CCFMCA NEWSCAST

FROM THE EDITOR



By John Seguin

The FMCA 103rd International Convention & RV Expo in Gillette, WY, was pretty grand with RV displays, exhibits, educational seminars, member gatherings, and superb entertainment even though we did not attend. Above all, FMCA members populated the expansive Cam-Plex Multi-Event Facility grounds in Gillette with their RVs. They stayed for the expo duration, with some purchasing daily passes and remaining off-site.



A few evening events were the Three Dog Night concert, a show sponsored by Fantasy RV Tours, and the Narrow Gauge's, a country-rock band. Members couldn't have asked for better entertainment.



FMCA's 103rd International Convention & RV Expo has been nothing short of "fantastic," with members revisiting old friends and making new ones.



Flying to Gillette was somewhat a renewed experience since not flying anywhere in over a year. Much had changed with Covid restrictions and added travel requirements; however, all went well, and we arrived in Wyoming.



Upon Kathie's and my arrival Friday in Gillette, we stayed locally. We experienced the most dramatic rainfall that evening with thunder and graphic lighting that we had not seen since leaving the east coast many years ago.

The following morning, we arrived at the Family Motor Coach Association Annual Membership Meeting on Saturday to receive the "Robert L. Richter Award." The awardee is honored by FMCA for publishing a chapter's newsletter, publications, or communications for public members about the chapter's members and events.

Jon Walker, FMCA National President, presented the 2021 Robert L. Richter Award with a short conversation, a thank you handshake with the award plaque, which was over in minutes before installing new FMCA National Officers at the annual meeting.



The most pleasant aspect of our Gillette trip was when Leonard and Beth (Smith) Walquist (CCFMCA members) walked up before the national meeting and said, "Hello." They had been traveling for a few months and had attended the Borrego Springs Rally back in April of this year. Additionally, Bob Golk (Western Motor Home Association President) meet with us before the meeting began. Dave Franke (Western Area Senior Vice President) with Marilyn, his spouse, spoke to Kathie and me to welcoming us to the convention. After the presentation and national officer were presented, all those above gathered around offering their congratulations on receiving the award. Last but not least, CCFMCA National Director Sonny Gillespie also provided his congratulations on the presentation after dealing with convention security duties.

Flying out on Sunday was uneventful as we had figured out the Covid travel environment rules. But at the airport, there were antelope, elk, bison, and mule deer. So enjoy the photos that are tagged with this article.



CCFMCA Gillette *NEWSCAST*



BOB GOLK PRESIDENT WESTERN MOTOR HOME ASSOCIATION



CHAPTER DAYS



EXHIBITORS



MARILYN & DAVE FRANKE

THE SPIRIT OF WYOMING
JULY 7-10, 2021
CAMP-FLEX MULTI-EVENT FACILITIES

HAPPY CAMPER



COWBOYS & COWGIRLS



JON WALKER




GAMERS



CRAFTS



CCFMCA NEWSCAST



FMCA's 104th International Convention - March 23-26, 2022 - Tucson, Arizona



CCFMCA is an Affiliate Club of the Family Motor Coach Association

CCFMCA NEWSCAST

FROM THE EDITOR



By John Seguin

Remember communication is by three methods:

1. *Timely emails* - Occasionally, instances will arise when there is a need for communications with members about updates rather than waiting for the CCFMCA Spot-Lite published every two months.
2. *CCFMCA Spot-Lite* – Our bi-monthly publication highlights previous rallies, includes maintenance information, Chuckwagon Vittles, FMCA Nat'l News, etc., and Board of Directors updates and information on future rallies.
3. *CCFMCA Website* - The third communication effort is the Chapter's website.

From The CCFMCA National Director



By Sonny Gillespie

Hello to all of CCFMCA; I am reporting that the Gillette WY 103rd International Convention was an outstanding event. First, about 1200 family members plus their rigs, 200 vendors totaling about 3500 folks, not discounting all the walk-ins.

During our stay at the convention, I stayed in touch with the FMCA Headquarters members and provide the following information. Over 200 Governing Board members voted for our new FMCA President - Rhett Porter, Vice President - Gary Milner, Secretary - Kathie Balough, and Treasurer Barbara Smith, into these offices for the next two years.

The Board of Directors agreed to set the FMCA membership at a firm \$50 per year.

Our very own California Chapter Spot-Lite Newsletter Editor was selected as the best FMCA newsletter nationally regardless of Size. Great Job!

The next convention will occur in Tucson, AZ, next march (2022), and the Summer Convention in Lincoln, Nebraska.

Several FMCA procedural changes were changed, but none affect the membership, and FMCA is fiscally solid.

Download the New FMCA Mobile App

RVers like to travel to all ends of the earth, and with the FMCA Mobile App, you can take along important resources and contact information needed to ensure you can access and use FMCA member benefits? No matter where you are and regardless of whether you have an in-

ternet connection. [Click here](#) to learn more about this new FMCA app and download it for [Apple](#) or [Android](#).

The Future of RV Batteries

FMCA Discount on Briter Products' Ion-Ready™ Lithium-Iron-Phosphate Batteries. FMCA members receive an exclusive discount on Briter's Ion-Ready 12-Volt batteries, designed specifically for RVs. Learn more about these batteries [here](#).

FMCA Assist Medical Emergency and Travel Assistance Program

A \$200+ value that is included in your membership! [FMCA Assist](#) provides you with peace of mind that your family, pets, RV, and car will be returned home safely if something unexpected happens to you.

Harvest Hosts Membership

RV Camping at 2263+ Wineries, Breweries, Farms, Museums and More. Attractions That Invite RVers to Stay Overnight! FMCA subscribers still have access to 15% off of a whole year of unlimited overnights! [RV Camping at 2263+ Wineries, Breweries, Farms, Museums and More - Harvest Hosts Membership](#)

LIG Solutions

Our exclusive health coverage provider, LIG Solutions, wants you and your family to stay healthy this summer and fall! Read through the different articles to expand your health and wellness awareness.

- [LIG Health and Wellness Round-Up: Fall 2021 Edition](#)
- [Skyrocketing Drug Prices – We Have a Solution](#)
- [Move Away from Traditional Group Health Plans](#)
- [Health Insurance Scams](#)
- [Mentally Preparing for Back to School & Work](#)
- [Fall Health Physicals](#)

The Game Guy



By John Jones

Time to have great fun at Pechanga! Outdoor games included beanbag baseball and ladder golf. Card games included card bingo, Paducah, and nickel down.



Website, Database & Zoom Coordinator*By Tracy Lenocker*

If you have not gone to the CCFMCA's website it contains the chapters [50 Year History](#), [By-Laws](#), [Standing Rules](#), [Membership Roster](#), [past Spot-Lite News-Letters](#), [Membership Renewal Applications](#), [past rally photographs](#), and [previous Board of Director and General Membership minutes](#).

If you have missed a rally or missed the Board of Director and General Membership meetings on Zoom, you can catch up by reading these minutes on the website. They're are located under the [Documents](#) tab.

The current [Spot-Lite News-Letter](#) is always available. The [Rallies](#) tab, at the top contains all the rally registration forms and the COVID-19 Waiver Form.

- **Joining Zoom Meetings**



It is excellent that we are rallying once again. Small groups have attended these rallies from the chapter, and this has been good to get out from our COVID environment and has been lots of fun. All are wearing masks when required as the Delta variant has arrived with California open again.

However, it has been hard to conduct the organization's business. With elections approaching, we need to have greater participation during our sessions together. This way, anyone can participate in club decisions and suggest ideas.

The chapter continues to have Zoom meetings. Just remember that hundreds of thousands of clubs use these virtual meetings (.i.e. schools, businesses, and other organizations) to help each other keep in touch.

Zoom is a free program and has security built-in. You can run it from a website requiring no installation, or you can download and install it on your smart devices (i.e., laptops, tablets, and smartphones). You can enter the meeting by video and see everyone or by telephone.

The CCFMCA club host will invite current members. It will include the date and time of the meeting along with an invitation. All you have to do is click the long blue lines, and you have Zoom session access. If you want to participate by phone, use the listed phone number, meeting ID, and password. This teleconference method of attending is also free.

We hope you will be able to join the next membership meeting.

*Tracy Lenocker***Hospitality and Membership***By Carol Jones*

Sadly, our friend and long-time member Kay Walker passed away and will be greatly missed.

IN LOVING
memory

Kay Walker
Saugus, California

From the children of Kay...

"She has always enjoyed receiving the CCFMCA Spot-Lite and her fondest memories were the times spent with my Dad (Bill) as a CCFMCA member."

A few of our members could use some encouragement and cheer.

- John Jones, our Game Captain, fell while RVing in Oregon and broke three of the bones in his left hand. He is currently in a splint and has put RVing on a temporary hold. We wish him a speedy recovery. In the meantime, he is hoping someone will take over his game duties.
- Our friend, Ron Welker, is experiencing some health issues. Hopefully, Ron's health issues will improve very shortly.
- Cass Cassidy recently underwent hip replacement surgery. We wish him a speedy recovery.

We wish all of these members and any others who missed the list the very best!

Please keep me informed of any of our members that need to get well wishes or cheering!

Warmest of Wishes to all our Members of our CCFMCA Family!

Carol Jones, 909-859-9650
cajonesdb@yahoo.com



From The Wagon Master-Rallies and Events



By Cathy Gardenias, Wagon Master
ccfmca.1@gmail.com

Good day to all. I hope that your journeys have kept you happy and safe for the summer.

The last three rallies are upon us!

As you know, I sent out an email stating that we still had some available Pechanga rally sites, September 9 – 12, 2021, and an email for those who are still contemplating Oktoberfest.

Pechanga RV Resort – September 9 – 12, 2021

Dave & Marilyn Franke graciously offered to be the Trail Bosses and Leonard Wahlquist/Beth Smith the Assistant Trail Bosses for the Pechanga rally. I hope that you will all enjoy the rally.

- **Remember:** Friday is our *Heavy Hors d'oeuvre* night. Please make sure that the trail bosses know what you would like to donate for the evening. We also have the use of both clubhouses next to our sites.

I believe that there will be games of some sort every day, so kick back and enjoy the quietness of the resort.

Golden Village Palms – Hemet Oktoberfest September 30 – October 3, 2021

Golden Village Palms promises to have a great Oktoberfest with vendors, speakers, food vendors, a beer garden, music DJ's, continental breakfasts, and a car show. Pickleball, shuffleboard is available, as is the pool. We have one of the clubrooms that will hold 80 people and will share with other FMCA groups; The Camping Squares and Komfort Cruisers will also join us.

Join, relax and enjoy the event at the Golden Village Palms. Those interested in the Oktoberfest festivities sponsored by Golden Village Palms in Hemet, CA, will be on September 30 – October 3.

- *I will need you to email me, as Carl and I will be on vacation, and the resort requires to know a number attending by **September 4**, so they know where to put each of the groups who are coming in.*
- *As the California Chapter, we will be getting the first choice on sites.* We will continue to accept registrations up to one week before the rally. The sooner you get your registration in, the sooner we can all be grouped together. I am attaching the registration

form, but here is what needs to come back to me in an email.

First and Last Name:

How many coming:

Size of Coach:

How many Days:

Check # and \$ amount:

FMCA #

ADA – Yes or No

- Please copy & paste this information to: ccfmca.1@gmail.com, and I will reply stating I received your information. If I don't answer, please RESEND.

Shadow Hills RV Resort, Indio CA Nov 11 – 14 2021

New to the group, some members have been there on their own. We hope this will be a great event and celebrate our last rally as a group together until 2022. We will have access to the clubhouse and possibly the kitchen. We will be sharing, but the resort tells me that they will be working on a schedule so we can all enjoy it. Who knows, we could meet new friends, play cards together or games. What fun that could be.

As a courtesy to all, please follow protocols that the resorts may mandate regarding safety for each other. We pray that we will see a quick reduction in cases of COVID 19 before the end of the year.



Trial Boss / Assistant Trial Boss Note !

For RV road herding, remember your free chuck wagon vittles and RV site is free. Also, the trail herding documents are on the CCFMCA website under a [Trail Boss Documents](#) header tab. But for any trial boss information contact your Wagon Master - Cathy Gardenias at ccfmca.1@gmail.com or phone 951-809-8720.

Cathy Gardenias, CCFMCA Wagon Master 2021



From The Sheriff

Howdy Y'all - I want you to beware as I am putting out "Wanted Posters" and hunting for those CCFMCA "BADGES". Now listen here, badges tell us apart from normal RVers and since we have

not had an opportunity to see one another and remember names — they're important. So wear those badges to avoid a possible monetary fine (\$\$\$) to the "Sheriff".

With that being said and CCFMCA rallying again, we need to continue to wear masks when required and wash hands often. Smile and say "Howdy" when meeting everyone one again.

Kathie Seguin, Badge Sheriff



2021 California Chapter FMCA Road Trip Calendar

Roundup Note

For the **Trail Bosses and Co-Trail Bosses** signing up to head the RVs on the road, there is free chuck wagon vittles and free RV site fees. For roundup information contact the Wagon Master - Cathy Gardenias at ccfm-ca.1@gmail.com or phone 951-809-8720

January 8 - 12 2021 GPS: Lat: 33.615925 Lon: -116.270025	Riverside County Fairgrounds Indio, CA 92201-5633		Full Hookups: 949-751-3863 Elev: 2231
CANCELLED			
February 18 - 21 2021 GPS: Lat: 33.615925 Lon: -116.270025	Banning Stagecoach KOA Banning, CA 92403	Trail Boss: Carl & Cathy Gardenias	Full Hookups: 949-751-3863 Elev: 2231
CANCELLED			
March 18 - 21 - 2021 GPS: Lat: 33.615925 Lon: -117.890440	Newport Dunes RV Resort 1131 Back Bay Drive Newport Beach, CA 92660	Trail Boss: Carl & Cathy Gardenias; Co-Trail Boss: TBD	Full Hookups: 949-729-3863 Elev: 15
April 14 - 18 2021 GPS: Lat: 33.615925 Lon: -116.366105	The Springs at Borrego 2255 Di Giorgio Rd. Borrego Springs, CA 92004	Trail Boss: Carl & Cathy Gardenias; Co-Trail Boss: TBD	Full Hookups: 760-767-0004 Elev: 15
May 13 - 16 2021 GPS: Lat: 33.746974 Lon: -117.010896	Golden Village Palms RV Resort 3600 West Florida Ave Hemet, CA 92545-3501	Trail Boss: Dave & Mari- lyn Franke; Co-Trail Boss: Leonard Wahlquist/Beth Smith	Full Hookups: 951-925-2518 Elev: 1520
JUNE, JULY, AUGUST	NO CAMPOUT		
September 9 - 12 2021 GPS: Lat: 34.451810 Lon: -117.101051	Pechanga RV Resort 45000 Pechanga Pkwy Temecula, CA 92592	Trail Boss: TBD; Co- Trail Boss: TBD	Full Hookups: 877 711-2946 Elev: 1119 MSL
September 30 - October 3 2021 GPS: Lat: 33.746974 Lon: -117.010896	Golden Village Palms RV Resort 3600 West Florida Ave Hemet, CA 92545-3501 (Any extra days must be sent to the Wagon- master)	Trail Boss: TBD; Co- Trail Boss: TBD	Full Hookups: 951-925-2518 Elev: 1520
November 11 - 14 2021 GPS: Lat: 33.754024 Lon: -116.270025	Shadow Hills RV Resort 40655 Jefferson Street Indio, CA 92203	Trail Boss: TBD; Co- Trail Boss: TBD	Full Hookups: 760-360-4040 Elev: 61 MSL
December	NO CAMPOUT		

Revised: 06/29/2021



September - October 2021 Rally Registration



**GOLDEN VILLAGE PALMS
OKTOBERFEST GVP EVENT**
3600 W Florida Ave
Hemet, CA 92545
Sept 30 – Oct 3, 2021

Phone Number: 951. 474.1821
www.goldenvillagepalms.com
GPS: Lat: 33.746974
Lon: -117.010896

Trail Bosses: Carl and Cathy Gardenias

Co-Trail Bosses: Leonard Wahlquist & Beth Smith



Reservations due by September 4, 2021!

Rally Schedule

Thursday: Arrive, park and relax
5:00 PM Happy Hours (BYOB)
6:00 PM On Your Own - TBD

Friday: 8:00 A.M. Breakfast On Your Own
GVP Oktoberfest Events
5:00 PM Happy Hour (BYOB)
6:00 PM Heavy Hors D'oeuvres

Saturday: 8:00 AM GVP Continental Breakfast
5:00 PM Happy Hour (BYOB)
6:00 PM Catered Dinner

Sunday: 8:00 AM Continental Breakfast
9:30 AM *Elections of Officers*
Safe Trip Home

.....CUT HERE.....

Last Name _____ First Name(s) _____ FMCA# _____
 Address _____ City _____ State _____ Zip Code _____
 Phone # _____ Cell Phone _____ Email _____
 Emergency Contact _____ Phone # _____
 Handicap Parking? Yes ___ No ___ Placard # _____ Your first CCFMCA Rally? Yes ___ No ___
 Coach Model _____ Length _____ License # _____ # of Slides L ___ R ___

Parking \$72.00 (FHU):	Mon ___	Tues ___	Web ___	Thu ___	Fri ___	Sat ___	No# ___	x \$72.00 ___
Registration Includes	o Breakfasts		1 Dinner		Number of Persons ___			x \$20.00 ___
If you plan to stay only 1 day @ \$72.00 Sunday _____ ** DO NOT CALL RESORT FOR ADDITIONAL DAYS								x \$72.00 ___
BRING YOUR OWN PLATES & UTENSILS								Total _____
VOLUNTEER: Serving ___ Set-Up ___ Clean-Up ___								

Please send Reservation Form, check and waiver, payable to
CCFMCA to:
 Cathy Gardenias - Wagon Master
 20902 Gardenias St
 Perris, CA 92570

*****Reminder: Sign your "FMCA Event Waiver and Release form Liability for Exposure to COVID-19" (Rev 7) and attach with this registration*****



November 2021 Rally Registration



Shadow Hills RV Resort
 40655 Jefferson St.
 Indio, CA 92545
 Nov 11- 14, 2021

Phone Number: 760.360.4040
www.goldenvillagepalms.com
 GPS: Lat: 33.754024
 Lon: -116.270025

Trail Bosses: TBD

Co-Trail Bosses: TBD



Reservations due by October 25, 2021!

Rally Schedule

Thursday: Arrive, park and relax
 5:00 PM Happy Hours (BYOB)
 6:00 PM Dinner On Your Own

Friday: 8:00 A.M. Breakfast On Your Own
 10:00 AM Enjoy, Relax, Games, Ride
 5:00 PM Happy Hour (BYOB)
 6:00 PM Heavy Hors D'oeuvres

Saturday: 8:00 AM Breakfast On Your Own
 9:00 AM General Meeting/Install New Officers
 2:00 PM Games, Enjoy, Relax, , Ride
 5:00 PM Happy Hour (BYOB)
 6:00 PM Dinner TBD

Sunday: 8:00 AM Depart Rally

.....CUT HERE.....

Last Name _____ First Name(s) _____ FMCA# _____
 Address _____ City _____ State _____ Zip Code _____
 Phone # _____ Cell Phone _____ Email _____
 Emergency Contact _____ Phone # _____
 Handicap Parking? Yes ___ No ___ Placard # _____ Your first CCFMCA Rally? Yes ___ No ___
 Coach Model _____ Length _____ License # _____ # of Slides L ___ R ___

Parking \$63.28 (FHU):	Circle Nights			Thu ___	Fri ___	Sat ___	No# ___	x \$72.00 = ___
Registration Includes	o Breakfasts	1 Dinner	Number of Persons				x \$20.00= ___	
Pet Fee: \$1.00 per pet (Max 2 pets) Pets _____	Number of						x \$1.00 = ___	
BRING YOUR OWN PLATES & UTENSILS								Total _____
VOLUNTEER: Serving _____ Set-Up _____ Clean-Up _____								

Please send Reservation Form, check and waiver, payable to CCFMCA to:
 Cathy Gardenias - Wagon Master
 20902 Gardenias St
 Perris, CA 92570

*****Reminder: Sign your "FMCA Event Waiver and Release form Liability for Exposure to COVID-19" (Rev 7) and attach with this registration*****




CCFMCA RV Maintenance Thoughts

How to Keep Your RV Cool in Summer

Staying cool at the campground during the hot summer months can feel like a losing battle. Follow these expert tips to keep your rig cold and comfortable. *Bob Cochran, July 5, 2021 TOGO RV*

Your RV provides you with many of the creature comforts of home, but your RV's A/C might not be as strong as you'd like on the hottest days of summer. There are a few factors that will impact how well your A/C will work: the climate of your destination, the size of your RV, and the number of A/C units you have.

As an example, if you only have one A/C unit on a large Class A and you're expecting it to keep your interior cool in Florida during August, you're probably going to be disappointed. But if you're camping in Michigan with a smaller Class B, one A/C unit is probably enough to keep your interior cool.



Tips for Using Your RV A/C

You should outfit your rig's A/C system to fit your camping lifestyle. RV A/C units are either [ducted](#) or [non-ducted](#) and come in a variety of weights and cooling capabilities. If you're looking for a rig with a built-in unit, or if you're upgrading or purchasing a new A/C unit, keep the following in mind:

- If your RV runs on 30 [amps](#), then you will only be able to run one A/C unit. If you think you'll want more than one cooling unit, you'll need a rig that runs on 50 amps. Not all 50 amp RVs are prewired or ducted for a 2nd AC, so it's good to ask in advance when shopping.
- A unit with a higher [BTU](#) (British Thermal Units) has more cooling power and typically ranges from 11,000 to 15,000 BTU/hour. Many RVs come standard with units around 13,000 BTU/hour. A more powerful A/C unit isn't always your answer to cooling your rig as it depends on the size of your rig and the climate you're in.



TOGO TIP: If using a portable A/C unit, keep an eye on your electricity usage and note any additions to your RV's dimensions and weight.

Tips for Keeping Your RV Cool in the Summer

- Park in shaded areas.
- Use your RV awning and window shades to reduce sun exposure when parked.
- Clean your A/C filters regularly.
- [Cover](#) your A/C in the off season or during long periods of storage to protect your A/C unit from critters and prevent the cooling fins from any storm damage.
- Check your A/C for any unwanted intruders or damage (small animals can chew on the wires).
- Check the temperature of your A/C for proper operation.
- If you have non-ducted A/C, close off smaller areas of your rig to cool off your main living area more quickly.
- If you have ducted A/C, some models offer a replacement ceiling assembly to add a [direct vent feature](#) so you can perform the above step.

Recommended Gear to Keep Your RV Cool

- [Vent insulators](#) will help trap cool air in your RV and make it more energy-efficient.
- [Solar shields](#) for your windshield, skylights, and windows will reflect UV rays and help regulate your rig's interior temperature.
- [Slide-out toppers](#) also help protect your RV from the sun's rays and keep the inside cool.
- [Foil insulation](#) works well for hybrids and pop-up campers.
- [SoftStartRV](#) is an easy-to-install device that allows you to run your A/C with more appliances by reducing the startup amps by 65 to 70 percent. It also reduces noise so you can sleep more comfortably with your A/C unit on.

CCFMCA RV Maintenance Thoughts



Keeping Your RV Cool in the Summer

How can I keep my RV cool without A/C?

Park your RV in shaded areas and use your RV awning when parked. Items like vent insulators, solar shields, and slide-out toppers (if you have slide-outs) can also help.

TOGO TIP: You can use a satellite map to check the shade coverage of your campsite when making campground reservations.

How do I keep my campervan cool in the summer?

Make sure you have an A/C unit that can handle the temperature and environment where you will be traveling and camping. Regularly clean your A/C filters and make sure you maintain your unit(s) throughout the year.

How do you insulate an RV in the summer?

Purchase items like vent insulators and solar shields to help insulate your RV during the warmer months.

This article has products with blue text that were carefully selected by TOGO Editors, which are available from Amazon. We may earn commission on your purchases from these links. [Visit this page](#) for the full details of our affiliate marketing policy.

About the Author:


Rob Cochran is the Head of RV Service at Togo RV. With over 30 years in the RV service industry, he's passionate about making life better for RV owners and technicians. He's an RV Industry Association Master Certified RV Technician and the Education Chairman for the Florida RV Trade Association. In addition to working in the industry, Rob has been RVing since 1993, which is when he purchased his first camper.

What is RV Preventive Maintenance?

RV Preventive Maintenance is maintenance you can perform on your RV *before a problem exists*. These checks are designed to prevent or identify potential

problems that could lead to mechanical breakdown, malfunction or failure of a component or system on your RV.

Preventive maintenance consists of cleaning, inspecting, lubricating, adjusting and servicing your RV. If you identify a problem early, you can save money on repair bills and avoid untimely breakdowns.



RV Chassis Preventive Maintenance Checks

Check fluids: Check the engine oil, transmission fluid, power steering fluid, brake fluid and windshield washer fluid. Adjust fluid levels as required. Change fluid and filters "In Accordance With" (IAW) your vehicle owner's manual recommended intervals. When checking the transmission fluid consult your owner's manual for proper instructions.




Any low fluid level indicates a leak or potential problem, and must be investigated further. If the transmission fluid has a burnt smell it needs to be replaced. Follow your owner's manual for the proper types of fluids to use when adding or changing fluids.

Check the air filter: A clean air filter helps your engine perform better, and improves fuel economy. Replace the air filter IAW scheduled maintenance intervals, or whenever you see it is dirty.

Check for any leaks: Look under the RV and/or the tow vehicle for any indications of leaks. Locate the source of the leak and have it repaired. Transmission fluid leaks contacting hot surfaces like exhaust system components contribute to vehicle fires.

Chassis lubrication: Have the chassis lubricated IAW the manufacturer's recommended intervals.

Check radiator coolant: Check the level, condition and concentration of the anti-freeze. Automotive antifreeze not only protects the engine in cold temperatures, it helps the engine run cooler in hot temperatures too.



CCFMCA RV Maintenance Thoughts

For best results, coolant should be flushed and replaced IAW your owner's manual guidelines. Do not drain or flush coolant directly on the ground.

Caution: *Never remove a radiator cap when the engine is hot and/or under pressure.*

Check radiator hoses & clamps: Look for worn, cracked, brittle or soft spots in the radiator hoses. These are early indications of hose failure. Check for any leaks. Replace hoses and clamps as required.

Check heater hoses & clamps: Look for worn, cracked, brittle or soft spots in the heater hoses. These are early indications of hose failure. Check for any leaks. Replace hoses and clamps as required.

Check all belts: Look for signs of wear and for any cracking on the inside or outside surface of the belts. Check the belts for proper tension. It's a good idea to take spare belts with you on extended RV trips.

Check all lights: Check all of the lights on the RV and the tow vehicle for proper operation prior to leaving on a trip.

Check the wiper blades: Check your wiper blades for wear and/or poor operation. It's too late after it starts raining. Periodically clean the wiper blades using windshield washer fluid on a clean rag or towel.

Check the starting battery: Check the RV or tow vehicle starting battery state of charge, water level, cables and connections. If you're not familiar working around lead-acid batteries have the batteries checked by a qualified service center. Whenever you work around batteries remove any jewelry and wear gloves and safety glasses.

Check the condition of your tires: Look for uneven wear, cuts, poor tread depth and cracking on the tire sidewalls. Do not operate the RV if the tires reveal any of these conditions, until they are inspected by a tire professional.

Check tire inflation: Check all tires for proper tire inflation pressure using a quality tire inflation pressure gauge. Check the tire pressure before traveling each day and always check the tire pressure when the tires are cold, before traveling more than one

mile. Adjust inflation pressure to the manufacturer's recommendation based on loads.

Start the engine and allow it to warm up: Check all of the gauges for proper operation. Monitor your gauges while driving. If a gauge reads out of the normal range pull over as soon as it is safe and call for assistance.

Check the dash air for proper operation: Note: When you are towing a trailer or driving a motor home it helps if you can avoid using the dash air when the engine is under a strain, like ascending a steep grade.

Check your emergency roadside kit: At a minimum it should include a flashlight, extra batteries, jumper cables, a first aid kit, basic hand tools and warning devices.

RV Coach Preventive Maintenance Checks

Exterior of the RV: Maintaining the exterior of your RV contributes to extending the life of the RV, and protecting your investment. If you let your RV go, without cleaning it for periods of time, it can be very difficult to get that new look back again. Wash and clean the exterior of your RV on a regular basis. I wash our RV after every RV trip. Wax the RV to restore the shine and protect your RV's exterior. Use a wax compatible with the exterior surface of your RV. Use a black streak remover to remove those miserable black streaks and other road grime. Follow the black streak cleaner instructions for best results.

Use bug-off to remove dead bugs from your windshield, grill or anywhere else. It really makes removing bugs easier. Use a cleaning product designed to protect all of the leather, vinyl, plastic, and rubber components on your RV. This includes interior items too, like the dashboard and upholstery, and exterior items like awnings and trim pieces.

RV Odors: To eliminate odors caused by pets, smoke, cooking and chemicals use a good odor eliminator like Febreze.



CCFMCA RV Maintenance Thoughts

Carpet and Upholstery: To remove stubborn stains from the carpet and upholstery, use a good quality carpet and upholstery cleaner.

Inspect the RV roof and body seams & sealants: Every seam on your RV, and anywhere the manufacturer cut a hole in your RV has the potential to allow water to get in. Inspect your RV roof and all of the seams and sealants on a regular basis for potential water leaks. Consult with your RV dealer for sealants compatible with different types of materials on the RV. If you are not comfortable working on the RV roof, have the inspections and maintenance done by an authorized RV repair facility.

Test the roof air conditioner (s): Clean or replace dirty air conditioner filters. Clean filters help the AC unit work more efficiently. You can use a small handheld vacuum cleaner to clean the air conditioner filters. It's a good idea to keep replacement filters on-hand.

Test the refrigerator: Check the operation of the refrigerator in both the 120-volt AC and LP gas modes. Do not over-pack the refrigerator, allow room so air can circulate. Installing a thermostatically controlled refrigerator vent fan can help improve the refrigerators efficiency.

Check the coach/auxiliary battery(s): Check the auxiliary battery state of charge, water level, cables and connections. If you're not familiar with lead-acid batteries have them checked by a qualified service center. If the RV is equipped with battery disconnect switches make sure they are in the off position when you're not using your RV, to help prevent battery drain from parasitic loads.

Check the operation of the generator under load: Check the generator engine oil & all filters. Always inspect the generator exhaust system prior to operation. A faulty exhaust system can lead to Carbon Monoxide poisoning. Service the generator as recommended by the manufacturer. Exercise the generator monthly with at least a half-rated load. Consult the generator owner's manual for load ratings.

Check all appliances for proper operation: Check all of the AC, DC and LP gas appliances for proper operation. It's a good idea to have your LP gas system checked by your authorized RV service facility annually.

RV Holding tanks: Thoroughly flush the holding tanks every time you empty them. Use RV toilet paper, and enzyme holding tank treatments to help extend the life of your RV holding tanks.

12-volt appliances and accessories: Check all the 12-volt appliances and accessories for proper operation.

Check all 12-volt & 120-volt interior lights: Check the interior lights for proper operation.

Check & test all safety devices:

Check the fire extinguisher, smoke alarm, carbon monoxide and LP gas leak detector before each trip. Replace batteries as required.



Important RV 101 Tip: Check the expiration dates on all safety devices and replace the unit with a device designed for use in RVs. Write the expiration date on the cover so I know in a glance when it needs replaced.

Check the operation of the awning: Inspect the awning fabric for any damage and for cleanliness. Inspect the awning for proper operation. If it's a manual awning and you have the awning extended when it is raining, lower one end to allow the rain to run-off and prevent water from pooling on the fabric, which can cause extensive damage.

Check the operation of all slide-outs: Make sure nothing is in the path of the slide-out and check all slide-outs for proper operation. Lubricate the slide-out mechanism following the manufacturer instructions.



CCFMCA RV Maintenance Thoughts

The RV water system: When you return home from a camping trip (and do not have another trip planned for two or more months) drain the water out of the water system. Locate and open the low point water drains, drain the fresh water holding tank and the water heater tank. Periodically sanitize the RV water system. I do it every spring and anytime I notice an odor in the water system.

Caution: *Never drain the water heater when the water is hot or under pressure. Turn the water supply off, open a hot water faucet to relieve pressure and allow sufficient time for it to cool down before draining.*

12-volt RV water pump: With potable water in the fresh water holding tank, check the operation of the water pump.

RV water heater: I recommend draining the water heater after every trip, unless you have another trip planned in the near future. If you have a Suburban water heater inspect the anode rod every time you drain the water heater, and replace it when it is 75% consumed. Periodically flush the water heater, to clean the tank and remove any loose debris.

In addition to inspecting the anode rod, it's also a good idea to periodically flush the water heater tank.

About the Author: RV Education 101 is a North Carolina based company, founded in 1999. RV Education 101 produces professional RV training videos, e-books and books on how to use and maintain your RV. Our goal is to make all of your RV experiences safe, fun and stress free.

Happy RV Learning

Mark J. Polk

<http://rveducation101.com/>

<https://rv101withmarkpolk.com/2020/07/17/official-rv-101-guide-rv-preventive-maintenance-checklist/>



CCFMCA Chuck Wagon Vittles

CHUCK WAGON AND FOOD HISTORY

From Cookie: A chuckwagon was originally a wagon that carried food and cooking equipment on the prairies of the United States and Canada. A chuckwagon would accompany a wagon train of settlers or a group of nomadic workers like cowboys or loggers.



Charles Goodnight, a Texas rancher, invented the idea of a chuckwagon in 1866. Chuck was a slang term for food and chuckwagon food included easy-to-preserve items like beans and salted meats, coffee, and sourdough biscuits. Supplemental foodstuffs were also gathered while on the trail.

Important Chuckwagon Items: Dutch oven, large coffee pot, extra kettles and pots, crossbar, and fire hooks. Also included: a dishpan for mixing bread, a kettle for heating water for washing, a "wreck" or "roundup" pan for dirty dishes, and a "squirrel can" for scraps

Typical Day's Food the Crew Ate on the Trail:

- **Breakfast:** meat, sourdough bread, dried fruit, and coffee
- **Lunch/Dinner:** roast beef*, boiled potatoes, beans, brown gravy, light bread or biscuits, and coffee. Occasional Dessert: stewed dried fruit, spiced cake made without eggs or butter, dried fruit pies, or spotted pup (rice and raisins).

*Northern cowboys were more likely to get beef with their meals. Some outfits in the Southwest made do with salt pork, beans, and sourdough.

A Typical Cook's Day on a Cattle Drive:

- Before sunrise: Get up and start fixing breakfast. Wake the horse wrangler. Wake the cowboys and call them to breakfast. Wash dishes, pack the wagon and move up the trail. The cook would move ahead of the cattle because he could move faster with his team of horses.
- 11:00 a.m. Make a new camp and have lunch ready by noon. Lunchtime gave the cowboys a chance to rest and the cattle time to graze. 1:00 p.m. Pack the chuck wagon and ride toward the evening's campsite.
- 5:00 p.m. Set up the night camp and prepare a dinner of beans, biscuits, and coffee to be ready about 6:30.
- 9:00 p.m. Go to bed. Unlike the cowboys, the cook did not have to take a turn watching the cattle at night

Green Chile Chicken Enchilada Casserole

Ingredients

- 3 chicken breasts, cooked and shredded
- 2 cups. roasted, peeled, and chopped New Mexico Green Chile
- 1- 26 oz. can Cream of Chicken soup
- Milk (Use Cream of Chicken can)
- 2 c. shredded cheese
- 1/4 cup. onion, chopped
- 10-15 corn tortillas, torn into quarters
- 1/4 t. salt
- 1/4 t. pepper
- 1/4 t. garlic powder

Preparation

Preheat oven to 350 degrees. Combine chicken, cream of chicken soup, milk, New Mexico green chile, salt, pepper, and garlic powder in a saucepan. Bring to a boil and stir. Remove from heat. In a 13" x 9" glass pan layer corn tortillas, chicken sauce and cheese. Add onions to middle layer. Cover with foil and bake for 20 minutes. Uncover and bake an additional 20 minutes or until casserole begins to pull away from side of pan.

Val's Bean Salad

Ingredients

- 1 can kidney beans
- 1 can corn
- 1 can wax beans
- 1 can green bean
- 1 can great northern beans (optional)
- 1 pound mild cheddar
- 1 bottle Italian salad dressing (16oz)

Preparation

Drain liquids off of corn and beans. Cube the block of cheese. Mix all ingredients, then add dressing. Mix well.

"Old Chuck Wagon Jargon"

Padding Out His Belly - Someone who eats anything, anytime.

Dry Camp - A camp that has no water available.

Calf Slobbers - Meringue on a pie.

Bear Sign - Doughnuts

Boggy-top - A pie with no top crust



CALIFORNIA CHAPTER OF THE FAMILY MOTOR COACH ASSOCIATION (CCFMCA) INC.

NEW MEMBERSHIP APPLICATION

Applicant must be a member of the Family Motor Coach Association (FMCA), or must have applied for or be applying for membership in FMCA simultaneously with this application to be eligible for membership in CCFMCA. Please provide your FMCA number here: F _____.

As members, we / I agree to abide by the provisions of the Family Motor Coach Association Inc, "Code of Ethics" to foster a wholesome public image for all family motor coach owners.

Last Name*: _____ First Name*: _____ and _____

Address*: _____

City*: _____ State*: _____ Zip Code*: _____ + _____

Phone*: _____ Cell Phone*: _____

e-Mail Address*: _____

Motorhome Brand: _____ Length: _____ Slide-Out(s): Yes ___ / NO ___ Number: Left ___ Right ___

- Our fiscal year is January 1st through December 31st. Annual dues are \$15.00 (due January 1st each year).
- An initiation fee of \$25.00 is charged for two (2) people or \$15.00 for one (1) person joining CCFMCA. This covers the cost of badges, postage and materials. Annual dues are \$15.00. Those joining between October 1st and December 31st will have their dues applied to the remainder of the year and the following year.
- Additional Badges are \$10.00 each (names): _____

DATE: _____ SIGNATURE: _____

- Would you like to list your e-mail address on the roster? YES ___ NO ____ . **Note:** The e-mail roster is available only to chapter members.
- Would you like the Spot-Lite (newsletter) sent to you by e-mail? YES ___ NO ____ . **Note:** If you choose to receive the Spot-Lite by e-Mail, you will: Receive it sooner than USPS, in color, save CCFMCA cost of printing and postage cost. Please visit the CCFMCA website: www.ccfmca.org.

Please make check payable to CCFMCA and return both the *New Membership Application* and your payment to:

Carol A. Jones (CCFMCA Membership)
958 Dahlia Ave
Costa Mesa, CA 92626

	2 PEOPLE	or	1 PERSON
INITIATION FEE:	\$ 25.00		\$ 15.00
ANNUAL DUES:	\$ 15.00		\$ 10.00
EXTRA BADGES:	\$ _____		\$ _____
TOTAL ENCLOSED:	\$ _____		\$ _____

CALIFORNIA CHAPTER OF THE FAMILY MOTOR COACH ASSOCIATION INC.

MEMBERSHIP RENEWAL

The Membership Renewal is ONLY \$15.00 per coach. Please update your information in the New Membership area where **Red Asterisks** indicate. Please make check payable to CCFMCA and return both the *Membership Renewal* and payment to:

Carol A. Jones (CCFMCA Membership)
958 Dahlia Ave
Costa Mesa, CA 92626

RENEWAL FEE:	\$ 15.00 / Per Coach
TOTAL ENCLOSED:	\$ _____





CCFMCA Organization

FMCA Web Site: www.fmca.com

FMCA Business: 808-543-3622

Western Area FMCA Web Site: www.wafmca.com

Send all changes to the Webmaster and Database Coordinator

at the below address:

California Chapter of FMCA

Tracy Lenocker

PO Box 2672

Lake Arrowhead, CA 92352

CCFMCA Officers

President:

Carl Gardenias 951-490-2270

Vice President / CCFMCA National

Director:

Sonny Gillespie 951-492-0787

Secretary:

Denise Loxton 818-800-7717

Treasurer:

Cass Cassidy 760-612-1260

CCFMCA National Director:

Sonny Gillespie 951-492-0787

Wagonmaster:

Cathy Gardenias 951-809-8720

Directors:

John Jones 909-859-9648

George Overman 760-889-2216

Lon Cross 661-866-5077

Paul Flickinger 951-201-8127

Tracy Lenocker 909-337-0315

Immediate Past President:

Roy McDaniel

Appointed Officers:

Membership - Carol Jones

Webmaster / Data Coordinator - Tracy Lenocker

Hospitality - Carol Jones

Badge Sheriff - Kathie Seguin

Spot-Lite Editor - John Seguin

Materials - To Be Appointed

Historian - Vacant

Safety Officer - Vacant

Coffee Captain - Vacant

