



CCFMCA Spot-Lite



CCFMCA - Home of the 2021 Robert L. Richter Communications Excellence Awardee



Volume 57 Issue 6

Other Items Inside

President, President Elect	2
National Director	3
The Gaming Guy	3
From The Editor	4
Webmaster	4
Hospitality / Membership	4
From the Sheriff	4
Wagon Master	5
Pechanga Rally	6
Oktoberfest 2021	10
CC Riders	13
Badges Out of the Past	17
Maintenance Thoughts	18
Chuckwagon Vittles	23
Membership / Member Renewal Form	24
CCFMCA Organization	25

CCFMCA FEATURED NEWS



2. The November major event is the installation of the 2022-2024 CCFMCA Officers during our Shadow Hills RV Resort Rally and a chapter General meeting.



COVID-19 Portal Link:
<https://covid19.ca.gov/>

Daily life do's and don'ts:

- ◆ Get vaccinated - <https://myturn.ca.gov/>
- ◆ Booster shots and additional doses - [Vaccines - Coronavirus COVID-19 Response \(ca.gov\)](#)
- ◆ Wear masks as required
- ◆ Follow mega-events safety rules
- ◆ Get tested if you're sick
- ◆ Digital COVID-19 Vaccine Record - [Digital COVID-19 Vaccine Record \(ca.gov\)](#)



3. National News from our CCFMCA National Director - FMCA's

104th International Convention & RV Expo is booked at the Pima County Fairgrounds, Tucson AZ, on 23-26 March 2022. Registration in progress through FMCA website. FMCA's RV Basics course, will be available in Tucson - March 20-22, 2022.

- ◆ COVID-19 waiver: With ongoing health concerns related to COVID-19, FMCA requires that every rally attendee sign the Waiver and Release from Liability form to attend any rally. Rally organizers and attendees, use the link below for the

release form,

https://www.fmca.com/pdfs/FMCA_Chapter_And_Area_Covid_Waiver.pdf



5. Wagon Master howdy: The November rally is here, so look forward to seeing everyone. Dede Hermon and I will be

turning over so she will provide the 2022-2024 calendar. As Dede takes over as Wagonmaster provide her all your support. *2022-calendar TBD.*

- ◆ Shadow Hills RV Resort Rally. This is our chapters fifth rally this year and an opportunity for us to gather and enjoy the comradery. See you there.



18. Your RV provides you a lot of the creature comforts of home, but your RV's A/C might not be as strong as you'd like on the hottest days of summer. Here are a few factors that will impact how well your A/C will work. Also, RV Preventive Maintenance is maintenance you can perform on your RV *before a problem exists.*

NOV - DEC Calendar

- Nov 10 - Marine Corps Birthday
- Nov 11 - Veterans Day
- Nov 25 Thanksgiving Day
- Nov 26 - Black Friday
- Dec 7 - Pearl Harbor Day
- Dec 24 - Christmas Eve
- Dec 25 - Christmas
- Dec 31 - New Years Eve





Avalanche Lake , Glacier National Park, Montana

From the President



As I depart for trails unknown, it has been a pleasure being your President for the time we all could get together. I am hoping that we will be able to continue our adventures together and on our own.

This has been a very trying time for our rallies and our CCFMCA community. When we finally gathered in March 2021, we had eight coaches, and every CCFMCA rally after our March rally the attendance grew to 23 RVs by the time we had our Sept-Oct event in Hemet.

We will be having our last rally for the year, Nov 11 - 14, 2021, at the Shadow Hills RV Resort in Indio, which is new for our group. If you haven't signed up yet, we will take reservations up to one week before the rally. Please join us as a Board Meeting will be held Friday the 12th and a General meeting on the 13th. It is essential to the group as a whole to provide your comments and vote.

I want to thank Leonard Wahlquist for volunteering to be our new President for the 2022 - 2024 time frame. Thanks to Sonny as Vice President and National Director, Denise Loxton to continue as Secretary, and Tracy Lenocker for stepping up for the Treasurer position, Beth Smith for becoming our Alternate CCFMCA National Director, and last but not least, Dede Hermon, as the new CCFMCA Wagon Master. I know that every one of these folks come with experience and the ability to do their best for CCFMCA members. I remind all that we need member support to continue CCFMCA growth.

Thanks, and Happy Trails to All

Carl Gardenia,
CCFMCA President 2019-2021



From the In Coming President




Hello everyone, my name is Leonard Wahlquist. I will be taking over the President position from Carl Gardenias and looking forward to working with our new officers and all the members of the California Chapter.

I am a retired Tunnel Contractor. Beth and I enjoy spending time RV traveling and boating on the Colorado River. My latest hobby is land sailing. Hope to see you at the November rally at Shadow Hills in Indio and the 104th International Convention in Tucson in March 2022.

Thanks, and Happy Trails to All

Leonard Wahlquist,
CCFMCA President 2022-2024



Our own Terra-Sailor

Trial Boss / Assistant Trial Boss Note !



For RV trail herding, remember the chuck wagon vittles and RV campsite is free. Also, the trail herding documents are on the CCFMCA website under a [Trail Boss Documents](#) header tab. But for any Trial Boss information contact your Wagon Master - Dede Hermon at dedek6ddz@gmail.com or phone 909-878-3456.



CCFMCA NEWSCAST

From the CCFMCA National Director



By Sonny Gillespie

Hello to all our CCFMCA members; the Western Area Rally in Indio, California, cancelled in 2021 due to the facilities being a COVID staging, testing, vaccinations, and medical supplies. The 2022 Rally was also cancelled as the above situation continues to persist.

FMCA 104th International Convention and RV Expo. Please mark your calendars for FMCA's 104th International Convention and RV Expo, "Saguaros and Sunsets," scheduled to take place March 23-26, 2022, in Tucson, Arizona. Register at this link <https://www.fmca.com/pdfs/convention/AZ22RegistrationForm.pdf>.

The FMCA Academy, in partnership with the RV Driving School, is offering a pair of programs for attendees - an RV Driving class and an RV Backing class. Space is limited, so encourage your chapter members to sign up as soon as possible. For more information, visit <https://www.fmca.com/rv-driving-school>.

National Office holiday closures. As the leaves begin to fall, we look forward to the holidays and spending time with family. The FMCA National Office will be closed for the Thanksgiving holiday on Thursday, November 25, and Friday, November 26, 2021.

FMCA Executive Board meeting scheduled October 29, 2021, via Zoom 8:30am -12pm:

8:30 AM Eastern Time
7:30 AM Central Time
6:30 AM Mountain Time
5:30 AM Pacific Time

Join Zoom Meeting

<https://us02web.zoom.us/j/86121169537?pwd=bnZwUVlleEJqbDZxNXUraTZvUTdXZz09>

Meeting ID: 861 2116 9537
Passcode: 407643

Harvest Hosts Membership

RV Camping at 2263+ Wineries, Breweries, Farms, Museums and More. Attractions That Invite RVers to Stay Overnight! FMCA subscribers still have access to 15% off of a whole year of unlimited overnights! [RV Camping at 2263+ Wineries, Breweries, Farms, Museums and More - Harvest Hosts Membership](#)

Sonny Gillespie
CCFMCA National Director

The Game Guy



By John Jones

Our CCFMCA game areas are in three categories:

Indoor games: We're always open to new games but often go back to those we've played for years. Some of these are:

Card Bingo is one of our most popular games, usually table played with four people. The goal is to get rid of your 13 cards first. Fortunately, they can be laid on the table, rather than in your hand. We usually play other games after Card Bingo.

Paducah is another game known with many different names. Your goal is *NOT* having the lowest card at the table. If someone has the same card as you, both will be safe.

Nickel Down, another popular game, is a fun game that is a form of rummy.

We play these games indoors when weather permits. When a clubhouse is available, we move indoors when wind, rain, or cold are problems.

Outdoor games: These include Beanbag Baseball and Blongo (known as ladder golf).

Beanbag Baseball pits two teams fighting for the World Series of California Chapter!!!

Blongo pits couples against each other until there are two tournament winners!

Other CCFMCA Events: A third category isn't gaming but great outdoor experiences to enjoy the sights (i.e., campground, nature, & people). It's bicycling with cruisers, mountains, three-wheelers, and medical scooters, etc. At our first rally, 15 bike riders creatively decided the group's name. As California Chapter (CC), we thought calling ourselves the CC Riders was appropriate. It is not related to a 60s song called "CC Riders" by Chuck Berry. You remember when we were younger and feeling much healthier and singing this tune. We hope to have hats available for the interested in being a "CC Rider." Carol Jones (my wife) is at hard a work designing the CC Rider hat, coming soon to a rally near you!

John Jones
The Gaming Guy



FROM THE EDITOR*By John Seguin***Remember we communicate by three methods:**

1. Timely emails - Occasional instances will arise when there is a need for communications with members about updates rather than waiting for the CCFMCA Spot-Lite published every two months.
2. CCFMCA Spot-Lite – Our bi-monthly publication highlights previous rallies, includes maintenance information, Chuckwagon Vittles, FMCA National News, etc., and Board of Directors updates and information on future rallies.
3. CCFMCA Website - The third communication effort is the Chapter's website.

Website, Database & Zoom Coordinator*By Tracy Lenocker*

CCFMCA's website has our chapters 50 Year History, By-Laws, Standing Rules, Membership Roster, Spot-Lite News-Letters, Membership Renewal Applications, past rally photographs, and Board of Director and General Membership minutes. If you have missed a rally or missed a Board of Director and General Membership meeting, catch up by reading the minutes on the website. They're located under the Documents tab. The current Spot-Lite News-Letter is always available. The Rallies tab, at the top contains all the rally registration forms and the COVID-19 Waiver Form.



Zoom Meetings: It is excellent that we are rallying once again. Oktoberfest was perfect to see so many of our members face-to-face once again or, in some cases, mask-to-mask. With many of our members receiving vaccines and boosters, we will no longer hold Zoom meetings for the general membership (ending January 2022); however, we may continue Zoom meetings for our Board of Directors as necessary.

I hope to see you at the November Rally.

Tracy Lenocker

Hospitality and Membership*By Carol Jones***Hospitality and Comfort News**

A few of our members could use some encouragement and cheer by keeping them in your thoughts.

David Franke ended up with Covid even though he was fully vaccinated. Thankfully the vaccine and a monoclonal antibody injection, along with the care given by Marilyn

and his daughter, have him on the way to recovery. The Franke's would like to thank all of you for your prayers and well wishes.

Monika Legrone fell and broke her pelvis. She is in rehab with the hope of returning home once she is able to get around. We wish her a speedy recovery.

Roger Canup returned home after going through surgery to repair his artificial hip. We hope he mends quickly and is a little more cautious this time around. We don't need you to take another fall.

John Jones our Game Captain, is now in physical therapy, working hard to get the function back into his hand. We look forward to having him back in tip top condition.



Chuck Knapp who fought cancer has passed away. Our thoughts and prayers go out to Hanna and his family.

Please keep me informed of any of our members that need get well wishes or cheering!

Membership News

We have a few new members:

Don and Irina Sabers	Orange, CA.
Suzanne Osgood	Camarillo, CA
Penny Williams	Hollywood, CA

Don't forget your dues for 2022 are do by January. The renewal form is included in this newsletter or can be found on the website.

Warmest of wishes to all the members of our CCFMCA Family! We Look forward to meeting them at one of the upcoming rallies.

Carol Jones, 909-859-9650, cajonesdb@yahoo.com

From The Sheriff*By Kathie Seguin*

Howdy Yawl - I want you to beware as I am putting out "Wanted Posters" and hunting for those CCFMCA "BADGES". Now listen here, badges tell us apart from normal RVers and since we have not had an opportunity to see one another and remember names — they're important. So wear those badges to avoid a possible monetary fine (\$\$\$) to the "Sheriff". With that being said and CCFMCA rallying again, we need to continue to wear masks when required and wash hands often. Smile and say "Howdy" when meeting everyone once again.

Kathie Seguin, Badge Sheriff



The Wagonmaster-Rallies and Events



Departing Wagonmaster



By Cathy Gardenia, Wagon Master
ccfmca.1@gmail.com

It has been a pleasure being your wagon master for the time that we all could get together. I hope that we will be able to continue our adventures along the wagon trail together and on our own.

We will be having our last rally for the year, Nov 11 – 14, 2021, at the Shadow Hills RV Resort, which is new for us as a group. If you haven't signed up yet, we will take reservations up to one week before the rally. Please join us; we have a board meeting on Friday the 12th and a general meeting for finalizing on the 13th. It is essential to the group as a whole to make comments and vote.

We have our last rally for the year coming up November 11 – 14, 2021, and are hoping to top our Sept-Oct rally of 23. It will be the first time that the group as a whole has been to Shadow Hills RV Park, and I am looking forward to a new location.


We have some rallies planned for next year, but our new wagon master, Dede Hermon, who is very versed in putting on events, will have to achieve this. I will work with her as she needs advice, and we have gotten suggestions on places to go that we have never gone to before. So work is in progress.

I hope to see many of you at Shadow Hills RV Resort.

As a courtesy to all, please follow protocols that the resorts may mandate regarding safety for each other. We pray that we will see a quick reduction in cases of COVID 19 before the end of the year.

Cathy Gardenia, CCFMCA Wagon Master 2021

In-coming Wagonmaster



By Dede Hermon, Wagon Master
dedek6ddz@gmail.com

Good day to all. I hope that your journeys have kept you happy and safe through the fall so far.

My husband says I need to say "No!" to more volunteer work; however, as I started to speak this simple word,

Tom offered his help when I was nominated for Wagon Master. I believe he enjoys this chapter as much as I do. So here I am, ready to serve (Tom too!).

I still have no idea what's involved, but Cathy Gardenia says, "she'll share her wealth of information." Now, I'm apprehensive I may have taken on more than my retired-self planned on tackling!

In one of my past professional lives, I was an Event Organizer (but not weddings). My planning was with formal and large corporate award banquets (1,200 people), professional entertainment, organizing worldwide travel touring musical groups/bands, and film production. I've worked as a producer, location manager, and production coordinator. I've been involved in the organization of many athletic events. Tom and I, along with his son Derek, created an international mountain bike race in Big Bear, which Derek has run since 2019. In 2015 and 2017, I was co-chair for the Amgen Tour of California Big Bear Time Trial. My co-chair handled AEG and the VIPs with the money; I dealt with the logistics, read that: portapotties and more :-). Enough!

The position of Wagon-Master seems a bit daunting as I know (or will get to know) each of you personally. You have all been RVing much longer than Tom and I. We purchased a 24' Thor Siesta RV in October 2019, just when Covid started, and the pandemic kept us home for most of 2020. We've only been to four rallies, so I don't have much RV background knowledge in this type of event planning. I'll be calling on each of you for advice and assistance.

I have lots of questions, like: Can we do pop-up events outside of SoCal? How about spending New Year's Eve together? Do we have to do the desert in September? Can we plan a local tour of area attractions near our rally? How far is anyone willing to travel for a long weekend? And then, let's talk about food a topic de jour. Can we pay for rallies with a credit card? Why doesn't it sound fun to be a Trail Boss? And what does a Trail Boss do?! These are just some of my musings; see how much I still need to learn!

The "virtue of patience" is what I implore from all of you as I learn the position of CCFMCA Wagonmaster. As the November - Shadow Hills RV Resort rally approaches in Indio, I look forward to meeting each of you. See you there with our brand new CCFMCA badges!

Dede Hermon, CCFMCA Wagon Master 2022





CCFMCA PECHANGA RV RESORT RALLY



CCFMCA PECHANGA RV RESORT GAMING



Beth Smith Clutch Shot



Dave Frank No Pressure



Ladies Gaming Cheering Section



Four More Runs



Ladies Grand Slam Winners



Men Runner s-Up Team,
Back to the AAA League






CCFMCA Dinner Spread



Dinner enjoyment and members camaraderie





“Food Aplenty”





CCFMCA G V P Rally



The chapter's 2019 "Oktoberfest" at Golden Valley Palms RV Resort Rally was grand for all CCFMCA members. So, two years after the COVID pandemic started, the chapter returned.

The affair was an enjoyable get-together with *The Gaming Guy - John Jones* running games, including Ladder Ball with the winner getting a final top-rung three-pointer to win the game. Bean Bag Baseball being fought to the last inning with a home run in final inning for the winning team. Also, casino Paducah for those willing to play for the quarter-high stakes.

Also, our CC Riders appeared in true Rock Roll form. Many vendors showing products and lecturers spoke of the latest RV suspensions and RV roof coating protection. Also the GVP Pet Contest was won by our own Denise Loxton's pugs. Super job!

Finally, lots of food flair with tacos, burritos, a beer garden with Heineken o.o and the CCFMCA Italian dinner and pot-luck for member's, along with top-notch entertainment, bringing members together for an enjoyable company of music and conversation.



Arrive - Relax



Arrive - Relax



Beth, Cathy and Jodi on a walk or is it a ride about.



The "Hofbräuhaus" People Mover - Leonard Wahlquist - with a Flair.



Are Carl and Wayne, discussing Business or pleasure?





Oktoberfest Games



Barbara concentrating - It's all about the follow through.



And our winners press home that winning CCFMCA Spirit !



John - Explaining game rules. So, let the game begin.



Denise lines up the shot.



Lets try for a Top Ladder rung "3 Pointer".



Tracy follows through for points!



Can I get a Top Ladder Rung?





Oktoberfest

Which knob opens the door Mrs. G?



Bean Bag Baseball Game



Take me "Out to the Ballgame".



Contemplating next inning strategy.



Batter is retired.



Cathy winds up for the pitch with one on second base.



A Homerun wins this game.



There are winners and there are losers.

But these are Team Winners!






California Chapter Riders (i.e. CCRiders)

Great fun was had while at the Golden Village Palms RV Resort as our own "California Chapter Riders", known as the "CCRiders" cruised the resort for some fun and exercise. As you know from a previous issue the group as established. A group of plain fun loving folks who love "60s Rock and Roll" biking. This is an activity to be enjoy at all of our rallies. So for those who attend and bring your bicycles - electric, pedal power and even critter tow carts. A little less than a dozen brought bikes and participated in rides around the Golden village Palms Resort this time during Oktoberfest. Hoping more prospective CCers will join the CCRiders! See you next time.





Bill Johnson with some sort of construction head gear.




All sorts of vendors amongst us. And Pet Parade and Contest.



Denise and Pugs




The Crowd Awaits all pet participants.



New Contestant.




What's the fuss...



And the Pugs have it, They are WINNERS !!





Who belongs to this shirt?





Entertainment



CCFMCA is an Affiliate Club of the Family Motor Coach Association





Badges Out of the Past

By Carl Gardenia and John Seguin

The California Chapter history continues to move beyond our 55 years. Brings up the point that we see new folks attending our rallies to see what our chapter is about. These rally attendees come full circle as our Sheriff talked about the importance of wearing badges. New visiting folks learn member names and will remember those member's names, so wear the badges as we have only gathered about six times this year.

But in case you forgot, it will cost you \$0.25 if you fail to wear the badge! The Sheriff said, "I am watching." Speaking of badges, I spotted some older ones belonging to early members during the rally. The badges had smaller numerical numbers indicating they were members when our chapter was younger, and they were members for quite some time.



Chapter folks I had an opportunity to talk to these members, who allowed us to look at their badges. They shared good stories of their California Chapter (CC) yesteryear experiences; they were Cindy and Dan Sunderland of Vista - Badge # F28369 and Barbara Tillman of Apple Valley - Badge # F96940). Barbara Telemann's story about her and her husband modifying a new bus they acquired by turning it into a roadworthy RV. This story was excellent for selecting furniture and other equipment for their first adventures on the road—a unique archivable story.



So, thinking about what has been said, one wonders what the first California Chapter badge looked like and any other chapter history items? It would be nice to capture stories and images of those badges by placing them in the Spot-Lite and on our website. If you have an older badge, please send your pictures to share with everyone in the newsletter?

For those interested in supporting the chapter, why not volunteer as our Historian to compile memories, newsprint newsletters, and rally memorable and endearing experiences.



CCFMCA RV Maintenance Thoughts

RV EXPERT VS. RV INFLUENCER



by Mark and Dawn Polk

Self-proclaimed “RV experts” are spreading misinformation amongst RV owners. That is the title of my article published in the July issue of [RV Enthusiast Magazine](#), and it is a pet peeve of mine.

The traditional RV buyer has changed in recent years. RVs have gained popularity with people leaving the corporate world behind; they sell everything they own and live and travel in an RV. To supplement their income, they start a blog and offer other RV owners’ advice on using and maintaining their RVs. Some, after a short period of time in the lifestyle, add the title of self-proclaimed “RV expert.” When their social media posts gain traction, capturing larger numbers of followers and subscribers, product brands take notice.

Consumers in the RV industry are attracted to young energetic couples traveling cross-country while documenting every move. People waiting to retire or planning to purchase an RV in two or three years live through these RV influencers’ lives, envisioning what it must be like. Product brands want these influencers to help sell their products.

You can verify this yourself. Type “RV influencer” in a search browser and watch as lists almost immediately appear — of top RV influencers, top RV blogs to follow, top 100 RV this and top 50 RV that. It is a business for those looking at ways to support their RV lifestyle.

There is nothing wrong with this. That is, until non-technical RV influencers stray into the technical realm of RVs and RV ownership.

Why? Because there is a world of difference between advice proffered by an “expert” — defined as “one with the special skill or knowledge representing mastery of a particular subject, displaying special skill or knowledge derived from training or experience” — and an “influencer.” Merriam-Webster defines an influencer as “a person who inspires or guides the actions of others.”

What’s missing from the influencer description? The word “expert.”

This problem is rampant in the RV world today — and in some instances, I think it is dangerous. I have witnessed this firsthand more times than I care to think about. I can pick nearly any technical topic pertaining to RVs, search the Internet for a few minutes and find an RV influencer providing incorrect information on the topic. The list of RV misinformation, by self-proclaimed RV influencer experts, grows worse each day — and is escalating into potentially dangerous situations for RV owners.

Don’t let it happen to you. When you read blog posts or watch RV videos on YouTube, make sure the information is vetted by an RV expert. Read the “About Us” section of the blog. If the person was an “accounting specialist” in their past life and they are telling you how to tow your trailer, be cautious about accepting the advice. You need to vet the self-proclaimed RV masters and RV experts to find out who they really are. I see RV author bios all the time, detailing the life experiences of, say, a 20-year-old person who traveled abroad extensively, is educated in search engine optimization and is an avid hiker... and is now telling you how to install a weight-distribution hitch or tow a 4-ton trailer down the road. Is this the person you are going to trust with your investment — and, quite possibly, your life?

I have been used as an expert witness in numerous RV lawsuits involving the deaths of individuals when something went terribly wrong while RVing.

I do not advertise this as a service; law firms seek me out based on my RV knowledge, experience, and expertise. If there is clear-cut wrongdoing or misinformation, I assist in the case. These lawsuits have involved topics like improper hitch set-up, towing a trailer without a brake controller, carbon monoxide poisoning, nonoperational safety devices on rented equipment and other unsafe practices.

I get frustrated every time I see yet another instance of misinformation - or copying and altering someone’s technically correct content.

This problem has grown exponentially as more people decide to live full-time in RVs.



CCFMCA RV Maintenance Thoughts

RV EXPERT VS. RV INFLUENCER



They pick a catchy name, start a blog, and attend workshops to learn how to gain large amounts of followers and subscribers.

Now tens of thousands of knowledge-hungry RV owners are reading and watching technically incorrect RV information.

Another problem is large RV-related websites hiring inexperienced writers to produce relevant (technical) content for their blogs to gain more internet traffic to their sites.

Typically, this type of content creator does a web search to find the top-ranking subject matter on the topic they are writing about. Then, they copy and alter the subject matter without a full understanding of the underlying mechanics required to produce the technical content.

At the very least this does harm in two ways:

To the reader who is digesting information that now has misinformation due to this unqualified content creator.

To the original content producer who took the time, effort, and expense to properly create technical RV content, only to have it stolen.

It takes a significant amount of time to obtain a deep knowledge and understanding of RV operation and maintenance. A ghost writer or wordsmith without the background to create technical content can have a devastating impact on the subject matter they publish. When a person copies an article or video and alters a few details or combines variations of other authors' material, it is more than just unethical. It can be dangerous.

So, where are the real RV experts?

The best source for RV information comes from real RV experts in the RV industry who provide vetted RV information to the end user. You typically do not find RV experts traveling around the country documenting their RV lifestyle, so they are not RV influencers. But RV experts are out there on the World

Wide Web available to the end user.

The RV space lost one of its most experienced RV educators in April 2020 when Gary Bunzer — known to people throughout the industry as “The RV Doctor” — passed away. Gary provided his expertise to the RV industry and to RV owners for more than 35 years while producing expert RV content on every RV topic imaginable. I was fortunate to know Gary as a colleague and a friend. He is missed by his family, friends, the RV industry, and RV owners. Gary was truly an RV expert, but there are others — RV magazines, RV organizations and RV websites that provide qualified vetted RV content for the end-user.

If you are reading this article, you already found an excellent RV resource.

- [RV Enthusiast Magazine](#) provides expert content about maintaining, repairing, and upgrading RVs and tow vehicles, plus helpful reviews, projects, industry news and more.
- [RV Education 101](#) educates new and experienced RV owners on how to use and maintain their RV safely and properly, with video and e-book training courses available at RV Online Training.
- [RV Safety & Education Foundation](#): RVSEF provides professional and objective RV education with a focus on consumer safety and lifestyle enhancement. It is dedicated to the improvement of recreation vehicle safety, with a focus on consumer education. The organization is tax exempt under Internal Revenue Section 501(c)(3).
- [Rollin On TV](#): ROTV is a television show for RV consumers featuring RV reviews, RV how-to tips, campground reviews, destinations and RV and camping products.

These resources alone represent **more than 200 years** of real expert RV advice and information for RV consumers to learn from.

There's a reason why RVing has gained so many new owners — it's a fantastic lifestyle. But RVs are not perfect; they are subject to forces while on the road that most RVers cannot really comprehend — until something breaks.



CCFMCA RV Maintenance Thoughts

RV EXPERT VS. RV INFLUENCER

When that happens — and it will — be careful where you get your RV information. Vet the sources prior to accepting the information as accurate and true. The best way to enjoy the RV lifestyle is to learn from the pros.

Thanks to Bruce Hampson, editor, RV Enthusiast Magazine for editing and publishing this article in the July issue.

Mark Polk - [RV Education 101](#)

- RV 101® Travel Trailer Ultimate Video & E-book Bundle; <https://rvonlinetraining.com/p/travel-trailer-ultimate-e-book-and-video-bundle>
 - RV 101® 5th Wheel Ultimate Video & E-book Bundle; <https://rvonlinetraining.com/p/rv-101-5th-wheel-ultimate-video-e-book-bundle>
 - RV 101® Motorhome Ultimate Video & E-book Bundle; <https://rvonlinetraining.com/p/rv-101-motorhome-ultimate-video-e-book-bundle>
 - Travel Trailer & 5th Wheel Trailer RV Orientation Video Training Course; <https://rvonlinetraining.com/p/rv-101-rv-orientation-for-travel-trailer-s-5th-wheel-trailers>
 - Tow Your Travel Trailer Like a Pro Video Training Course; <https://rvonlinetraining.com/p/rv-101-trailer-towing-basics>
 - Tow Your 5th Wheel Like a Pro Complete Online Video Training Course; <https://rvonlinetraining.com/p/tow-your-5th-wheel-like-a-pro>
 - Motorhome RV Orientation Video Training Course; <https://rvonlinetraining.com/p/motorhome-rv-orientation-video-training-course>
 - Drive Your Motorhome Like A Pro Complete Online Video Training Course; <https://rvonlinetraining.com/p/drive-your-motorhome-like-a-pro>
 - RV Care & Preventive Maintenance RV DIY® Online Video Training; <https://rvonlinetraining.com/p/rv-101-rv-care-preventive-maintenance-online-video-training>
 - RV Essential Items Video Training Course; <https://rvonlinetraining.com/p/rv-essential-items>
 - Winterizing and Storing Your RV Video Training Course; <https://rvonlinetraining.com/p/winterizing-and-storing-your-rv-video>
 - Travel Trailer 4 Video Bargain Set Plus Free RV Checklist eBook; <https://rvonlinetraining.com/p/travel-trailer-video-bundle>
 - 5th Wheel 4 Video Bargain Set Plus Free RV Checklist eBook; <https://rvonlinetraining.com/p/5th-wheel-video-bundle>
 - Motorhome 4 Video Bargain Set Plus Free RV Checklist eBook; <https://rvonlinetraining.com/p/motorhome-video-bundle>
-
- ◆ A Collection of RV Education 101 E-Books – 9 RV E-BOOK BUNDLE SET; <https://rvonlinetraining.com/p/a-collection-of-rv-education-101-e-books-9-rv-e-book-bundle-set>
 - ◆ An Introduction to RVs E-book Training Course; <https://rvonlinetraining.com/p/an-introduction-to-rvs>
 - ◆ Insider's Guide to Buying an RV E-Book Training Course; <https://rvonlinetraining.com/p/insider-s-guide-to-buying-an-rv-downloadable-pdf-e-book>
 - ◆ Owning & Operating an RV E-Book Training Course; <https://rvonlinetraining.com/p/owning-operating-an-rv>
 - ◆ The Original Checklists for RVers E-Book Training Course; <https://rvonlinetraining.com/p/the-original-checklist-s-for-rvers>
 - ◆ RV Campground Basics E-Book Training Course; <https://rvonlinetraining.com/p/rv-campground-basics-e-book-course>
 - ◆ RV Safety Features, Tips & Tricks E-book Training Course; <https://rvonlinetraining.com/p/rv-safety-features-tips-tricks>
 - ◆ RV Care & Maintenance E-Book Training Course; <https://rvonlinetraining.com/p/rv-care-maintenance-e-book-course>



CCFMCA RV Maintenance Thoughts

RV EXPERT VS. RV INFLUENCER

- ◆ Winterizing & Storing Your RV E-Book Training Course; <https://rvonlinetraining.com/p/winterizing-storing-your-rv-e-book>
- ◆ RV Battery Care & Maintenance E-Book Training Course; <https://rvonlinetraining.com/p/rv-battery-care-maintenance>
- ◆ Trailer Towing Basics E-Book Training Course; <https://rvonlinetraining.com/p/trailer-towing-basics-e-book>

AUTHOR - Mark and Dawn Polk started [RV Education 101 / RV 101](#) a video and RV information company in 1999. Since that time RV Education 101 has helped educate millions of RV owners and RV newbies on how to properly and safely use and maintain their RVs. The Polk's currently own a 35-foot Type A motorhome and travel roughly 6,,000 miles a year along with their dogs. RV Education 101 wants people to DISCOVER RVs, LEARN how to safely and properly use their RV, and then enjoy their RVs through RV Education 101's online video and e-book training at rvonlinetraining.com, streaming videos, paper back books, electronic books, seminars, television shows and newsletters.

[RV Education 101](#) sells professional RV training videos, books and e-books and offers numerous RV educational sites like this RV blog and [YouTube channels](#) to assist in educating consumers. The more you know about RVs and RVing the more enjoyable your RV experiences will be.

Happy Camping

Step by Step RV Winterizing Checklist



By Mark J. Polk

That all too familiar time of the year is here again. Leaves are falling from the trees, and the grass is dormant. The summer flowers are gone. The days are shorter and the nights are colder. Fall is upon us. Fall is my favorite time of the year. After a hot North Carolina summer I look forward to this time of year. It has its good and

bad points. It's good that I don't have to cut the grass for several months. It's bad that I have to close our pool for several months. It's good that I don't have to run the air conditioning, but bad that we will soon have to turn the furnace on.

Fall is also the time of year you need to decide if your camping season is over. Parking your RV for the winter requires some preventive measures so it will be ready to use next spring. You'll also be glad you did it when you don't have costly repair bills due to the damaging results of winter. Now the question is how do you prepare it for winter, and who will be doing it? If you're like me and you enjoy performing the routine maintenance on your RV, not to mention saving a few dollars, the "who" part is answered. As for the "how" part, this checklist is the same one I used to make our [Winterizing & Storing video](#). I feel it is the easiest and most effective way to winterize your RV.

Before you get started there are a few items you will need to have. These items can be found in most RV parts stores:

- **Non-toxic RV antifreeze** (The amount depends on the layout and length of your plumbing lines. Two to three gallons will normally do).
- A water heater by-pass kit, if not already installed.
- A wand to clean out holding tanks.
- A water pump converter kit, or tubing to connect to the inlet side of the water pump.
- Basic hand tools to remove drain plugs.

Now we can winterize the RV water system to protect it from freezing. Be sure to read your owners manuals for unit specific winterizing guidelines. Follow the steps below that apply to your RV.

- If you have any inline water filters remove and bypass before starting.
- Drain the fresh water holding tank.
- Drain and flush the gray and black holding tanks. If your RV doesn't have a built in tank flushing system clean the black tank out with a wand, or use a product like Flush King that allows you to clean both



CCFMCA RV Maintenance Thoughts

the black and gray tanks. Lubricate the termination valves with WD 40.

- Drain the water heater. Remove the drain plug and open the pressure relief valve. **CAUTION (never drain the water heater when it is hot or under pressure)**
- Open all hot and cold faucets; don't forget the toilet valve and outside shower.
- Locate and open the low point drain lines. There will be one for the hot and cold water lines. Using the water pump will help force water out, but turn it off as soon as the system is drained.
- Recap all drains and close all faucets.
- By-pass the water heater. If you do not have a by-pass kit installed the water heater will fill up with antifreeze before it goes through the water lines, wasting six gallons of antifreeze.
- Install a water pump converter kit, or disconnect the inlet side of the water pump (the line coming from the fresh water holding tank). Connect a piece of clear tubing to the inlet side of the pump and put the other end into a one gallon container of non-toxic RV antifreeze.
- Turn the water pump on and pressurize the system. Starting with the closest faucet, slowly open the hot and then cold valves until antifreeze appears. Replace the antifreeze container as required.

- Repeat this process on all faucets from the closest to the farthest away. Don't forget the outside shower, if equipped.
- Flush the toilet until antifreeze appears.
- Turn the water pump off and open a faucet to release the pressure. Go outside to the city water inlet. Remove the small screen over the inlet and push in on the valve with a small screwdriver until you see antifreeze. Replace the screen.
- Pour a cupful of antifreeze down each drain. Pour a couple of cups in the toilet and flush into the holding tank.
- If your water heater has an electric heating element make sure it is turned off. This will protect the element if the unit is plugged in while being stored.
- Make sure all the faucets are closed.
- Consult your owner manuals for winterizing ice-makers and washing machines.
- The unit is winterized.

This checklist is a basic guide that was intended to assist you in winterizing your RV. As with many other checklists it would be impossible to cover every RV. It is extremely important that you read your owner's manuals for unit specific winterizing guidelines.

Happy Camping!



CCFMCA Chuck Wagon Vittles

CHUCK WAGON AND FOOD HISTORY



It's not real cowboy coffee if you can't float a horseshoe in it. In many instances, a mug of coffee was all the cattlemen had for a meal along the trail. After a long day

in the saddle, exhausted cowboys set up camp only to immediately seek refuge at a nearby chuck wagon. An essential part of the cattle drives' success across open ranges of the late-19th-century American West, chuck wagons ensured the men remained in good spirits for weeks away from their homes.

A chuck wagon was a home base — a hospital, an office, a barbershop, a bank — but its primary use was as a mobile field kitchen. The chuck wagon was, essentially, America's first food truck, and it was a food truck on steroids. The official vehicle of Texas has thrived in three particular eras: the cattle drives in the 20 years between 1866 and 1886, roundup time at Texas ranches in the 20th century, and today at rodeos and culinary cookoffs. Historians suggest that, before chuck wagons were around, oxcarts were used in a similar manner, but those didn't catch on nearly as well.

The average chuck wagon was made of wood with iron axles. It had a rear box with a hinged lid that formed a cook's worktable. The box contained shelves and drawers for holding food, cooking pots, and utensils. The remaining space in the wagon was reserved for bedrolls and barrels full of dry goods and water. Waterproof sheets were used to cover the wagon in case of rain or bad weather. A cowhide usually hung beneath the wagon, fastened to the corners, carrying cow chips and wood to fuel cook fires.

The phenomenon of the chuck wagon didn't fade away. It serves as the direct ancestor for modern food trucks in cities and towns across the United States. Eating on the go, it turns out, is as American as cowboys and cornbread.



Honey-Garlic Slow Cooker Chicken Thighs

Ingredients

- 4 chicken thighs
- 1/2 cup soy sauce

- 1/2 cup ketchup
- 1/3 cup honey
- 3 cloves garlic, minced
- 1 teaspoon dried basil
- 1/4 tsp. garlic powder

Preparation

- **Step 1:** Place the chicken thighs in the bottom of your slow cooker.
- **Step 2:** In a small mixing bowl, combine the soy sauce, ketchup, honey, garlic, and basil. Pour mixture over the chicken thighs.
- **Step 3:** Cook on low heat for 6 hours.



Cowboy Caviar

Ingredients

- 1/2 cup olive oil
- 1/4 cup granulated sugar, or to taste
- 1/4 cup white wine vinegar
- 1 teaspoon chili powder
- 1 teaspoon salt
- 1 pound cherry tomatoes, halved
- 1 (15-ounce) can black-eyed peas, drained and rinsed
- 1 (15-ounce) can black beans, drained and rinsed
- 11 ounces sweet corn
- 1 red onion, diced
- 1 green bell pepper, diced
- 1 red bell pepper, diced
- 1 cup fresh cilantro or fresh parsley, chopped, from 1 bunch

Preparation

- **Step 1:** Whisk together olive oil, sugar, white wine vinegar, chili powder, and salt in a large bowl.
- **Step 2:** Add tomatoes, black-eyed peas, beans, corn, red onion, and bell peppers. Stir to combine completely. Add in cilantro and stir.
- **Step 3:** Cover and chill before serving.

Old Chuck Wagon Jargon"

Slow Elk: - Steer slaughtered for food .

Charlie Taylor - A substitute for butter. A combination of molasses and bacon grease.

Fried Chicken - Bacon rolled in flour and fried.



CALIFORNIA CHAPTER OF THE FAMILY MOTOR COACH ASSOCIATION (CCFMCA) INC.

NEW MEMBERSHIP APPLICATION

Applicant must be a member of the Family Motor Coach Association (FMCA), or must have applied for or be applying for membership in FMCA simultaneously with this application to be eligible for membership in CCFMCA. Please provide your FMCA number here: F _____

As members, we / I agree to abide by the provisions of the Family Motor Coach Association Inc, "Code of Ethics" to foster a wholesome public image for all family motor coach owners.

Last Name*: _____ First Name*: _____ and _____

Address*: _____

City*: _____ State*: _____ Zip Code*: _____ + _____

Phone*: _____ Cell Phone*: _____

e-Mail Address*: _____

Motorhome Brand: _____ Length: _____ Slide-Out(s): Yes ___ / NO ___ Number: Left ___ Right ___

- Our fiscal year is January 1st through December 31st. Annual dues are \$15.00 (due January 1st each year).
- An initiation fee of \$25.00 is charged for two (2) people or \$15.00 for one (1) person joining CCFMCA. This covers the cost of badges, postage and materials. Annual dues are \$15.00. Those joining between October 1st and December 31st will have their dues applied to the remainder of the year and the following year.
- Additional Badges are \$10.00 each (names): _____

DATE: _____ SIGNATURE: _____

- Would you like to list your e-mail address on the roster? YES ___ NO ___ . **Note:** The e-mail roster is available only to chapter members.
- Would you like the Spot-Lite (newsletter) sent to you by e-mail? YES ___ NO ___ . **Note:** If you choose to receive the Spot-Lite by e-Mail, you will: Receive it sooner than USPS, in color, save CCFMCA cost of printing and postage cost. Please visit the CCFMCA website: www.ccfmca.org.

Please make check payable to CCFMCA and return both the *New Membership Application* and your payment to:

Carol A. Jones (CCFMCA Membership)
958 Dahlia Ave
Costa Mesa, CA 92626

	2 PEOPLE	or	1 PERSON
INITIATION FEE:	\$ 25.00		\$ 15.00
ANNUAL DUES:	\$ 15.00		\$ 10.00
EXTRA BADGES:	\$ _____		\$ _____
TOTAL ENCLOSED:	\$ _____		\$ _____

CALIFORNIA CHAPTER OF THE FAMILY MOTOR COACH ASSOCIATION INC.

MEMBERSHIP RENEWAL

The Membership Renewal is ONLY \$15.00 per coach. Please update your information in the New Membership area where **Red Asterisks** indicate. Please make check payable to CCFMCA and return both the *Membership Renewal* and payment to:

Carol A. Jones (CCFMCA Membership)
958 Dahlia Ave
Costa Mesa, CA 92626

RENEWAL FEE:	\$ 15.00 / Per Coach
TOTAL ENCLOSED:	\$ _____





CCFMCA Organization

FMCA Web Site: www.fmca.com

FMCA Business: 808-543-3622

Western Area FMCA Web Site: www.wafmca.com

CCFMCA Officers



President:

Leonard Wahlquist - 951-218-5643



Vice President / CCFMCA National Director:

Sonny Gillespie - 951-492-0787



Secretary:

Denise Loxton - 818-800-7717



Treasurer:

Tracy Lenocker - 909-337-0315



Wagonmaster:

Dede Hermon - 909-878-3456

Directors: TBD

John Jones 909-859-9648

Lon Cross 661-866-5077

Tracy Lenocker 909-337-0315



Immediate Past President:

Carl Gardenia - 951-490-2270



CCFMCA Alternate National Director:

Beth Smith - 951-217-0276

Appointed Officers



Membership / Hospitality

Carol Jones -



Webmaster / Data Coordinator

Tracy Lenocker



Badge Sheriff

Kathie Seguin



Spot-Lite Editor

John Seguin

Materials

Vacant

Historian

Vacant

Safety Officer

Vacant

Coffee Captain

Vacant

Send all changes to the Webmaster and Database Coordinator at the address below:

California Chapter of FMCA

Tracy Lenocker

PO Box 2672

Lake Arrowhead, CA 92352

tracy@lenocker.com; 909-337-0315

