



# CCFMCA Spot-Lite

*Happy New Year*

- 2. Presidents Travel Journal
- 2. CCFMCA National Director News
- 10. Wagon Master
- 17. CCFMCA Maintenance Thoughts
- 22. CCFMCA Grub Hub

Treasurer, Web & Data Coordinator	2	Newport Dunes Waterfront Resort Registration	12
Covid Portal Links	2	Pechanga RV Resort Registration	13
Editor	3	Golden Village Palms RV Resort Registration	14
Western Motor Home Association	3	Bonelli Bluffs RV Resort Registration	16
Membership & Hospitality	3	Classified ADS	25
Sheriff's Corner	3	CCFMCA Organization	26
Sun Outdoors San Diego Bay Rally	4	New Membership & Member Renewal Form	27
CCFMCA 2023 Rally Calendar	11		

\* Photograph: Arches National Park, UT - Double O Arch





**From Your President's Travel Journal**

*Leonard Wahlquist, President*



*Happy New Year, everyone. I hope everyone's holidays were joyful with family and friends.*

We ended 2022 with a rally in Chula Vista at the Sun Outdoors San Diego Bay Resort, with 21 coaches, 38 people, and 18 dogs attending. What a great turnout. To the Lewises, thank you for organizing our chapter's games. We had a wonderful Thanksgiving dinner with all the trimmings. After dinner, we had a White Elephant event, which was a lot of fun. I think Randy got his prize stolen five times. Thank you to Dede and Beth for a wonderful rally weekend.

We are getting ready for the Western Motor Home Association Indio Rally (*The Wizard, the Wonderful Wizard of OZ*), as we will arrive January 2nd to assist with set up. We also have a Chapter Fair while at the regional rally, so stop by and say hello.

Our CCFMCA Rally Calendar rallies start in February with a full year of fun-packed camping and fun. The next rally will be at the Newport Dunes RV Resort in Newport Beach, Ca., so make sure to sign up. See you there.

Welcome to Jodi Lewis and Kriss Lewis as our chapters Deputy Sheriff and Game Guy respectively.

*"You can put money in the bank, but you can't bank time. Enjoy as much as you can".*

**From CCFMCA National Director**

*Sonny Gillespie*



*Hope all our CCFMCA members had a joyous holiday and a Happy New Year. As I continue my connections with FMCA, this is to let you know that the Western Rally in Indio is going to happen on scheduled in January this year.*

Attendance could be down due to the fuel prices and Rally pricing which has increased!

Those of you who have never attended the Western Rally should consider joining us! It's the closest one to attend and always fun. Hope you have all had a Merry Christmas and Happy New Year.

**Rallies:**

- 33rd Annual FMCA Western Area Rally January 2023: January 11-15, Indio, California. Contact information: Bob Golk, (661) 599-3548, [bgolk@fmca.com](mailto:bgolk@fmca.com).

**For the upcoming 33<sup>rd</sup> Annual FMCA Western Area Rally we are still in need of the following Rally Captains:**

- ♦ Assistant Commercial Exhibitors Captain: Contact Senior Vice President Dave Franke - (909) 973-1051
- ♦ WMHA Booth & Prizes Captain: Contact Southern Vice President Jesse Bassford - (909) 438-6893
- ♦ Assistant Greeters Captain: Contact Central Area Vice President Rick Ammerman - (951) 538-6435
- ♦ Day Pass / Locator Cards Captain: Contact Northern Area Vice President James McDaniel - (925) 818-7718
- ♦ Contact President Bob Golk - (661) 599-3548 for the following positions
  - \* Donations Captain
  - \* Potluck Organizer
  - \* WMHA Nominating Committee Chairperson
- FMCA'S 106th International Convention & RV EXPO, March 15-18, 2023, Georgia National Fairgrounds and Agricultural Center, Perry, Georgia.

**Treasurer, Web & Database Coordinator**

*Tracy Lenocker*



Our chapter approved Bylaws and amended Standing Rules are located on the website for your reference. The website has some updates, and there will be a few more based upon rally attendance and acquired photos and other activities to share.

The database is updated and current. A few former members no longer have a motorhome and therefore cannot be regular members of our chapter. Their membership will continue until the end of the current year. A few former members wish to be on the email list for the newsletter, so a separate list is maintained for those few. There is also a classification called Family Associate member for a person who does not own RVs.

**COVID Portal Links:**



Your actions save lives. Keep California healthy. Click this website to access the Covid Portal <https://covid19.ca.gov/>.



Get up to date, stay up to date. Protect yourself and everyone close to you, <https://myturn.ca.gov/>.

**THE SPOT-LITE EDITOR**

*John Seguin*



Winter season still has a grasp on us as we start this new RV season. Temperatures remain frigid as temperatures are evident when looking at the thermometer. So start prepping your RV to get ready to enjoy travel with the Indio Rally and our new travel calendar enclosed in this new issue. So keep yourself up t date through the following ways:

**CCFMCA communication methods:**

1. Emails - Instances will occur occasionally when there is a need to communicate with chapter members instead of waiting for the next Spot-Lite Edition.
2. CCFMCA Spot-Lite - The chapter's bi-monthly Spot-Lite newsletter highlights new and previous rallies, includes maintenance information, CCFMCA Grub Hub, FMCA National News, etc. Any President or Board of Directors updates ,as well on website, and information on future rallies.
3. CCFMCA Website - The third communication effort is through the chapter's website.



*Dave Franke*, F443367,  
Senior Vice President WMHA

**33rd Annual Western Area Rally  
IN THE LAND OF OZ  
January 11-15, 2023**

Riverside County Fair & National Date Festival • Indio, California

Our volunteers are working to ensure a great time is in store for you. We have fantastic entertainment planned. Dance to the music of the 50's and 60's by the Flashback Boyz. Laugh to the humor of Jim Pelly, himself an FMCA member with his trademark "You might be an RVer" routine. Our grand finale will be Randy Linder's tribute to Creedence Clearwater Revival. You never knew you had so many favorite CCR songs. His band is second to none. So head to Indio in January. See you there!



<https://wafmca.com/2023-western-area-indio-rally-update/>

**Membership & Hospitality News**

*Carol Jones*



I hope all of you have been able to avoid contracting the viruses that have been surrounding us. I haven't heard from anyone regarding becoming ill, so stay healthy.

Don't forget your dues should be paid by ASAP. The cost is going up to \$25.00 effective January 1, 2023. The form for dues can be found on our website ccfmca.org and on the last page of this issue.

**NEW MEMBERS**

We have several new members:

John and Sandy King Hemet, California

Robert and Paula Gorges Highland, California

We look forward to meeting them at one of the upcoming rallies.

**BEST WISHES TO ALL OF OUR CCFMCA MEMBERS!  
Hoping your Holidays were Memorable.**

958 Dahlia Ave, Costa Mesa, CA 92626, Ph #:909-859-9650

**From the Sheriff**

*Kathie Seguin*



*Hi Everyone* - The holidays are behind us with all the festivities put to bed for another year. So hoping everyone has had a Happy New Year as the Chapters' new RV calendar begins this February. So, remember your badges to help us to say hello to fellow members. wear that badge, smile, and say "Hello" when meeting our members. We now have Jodi Lewis as our new Deputy Sheriff, welcome her aboard.

**Deputy Sheriff**

*Jodi Lewis*



As your appointed Deputy Sheriff, I look forward to helping and supporting the organization. Thank you.

**From the Game Guy**

*Kriss Lewis*



Glad to be the organizations appointed Game Guy. Enjoying so far and there is more to come.





*A Morning Cup of Joe & Pastries*







# CCFMCA Thanksgiving Gathering

## *Gamers, Winners & Losers*



## *Chapters Meeting*









# CCFMCA Thanksgiving Gathering

## Chapters Meeting








# CCFMCA Thanksgiving Gathering



*A Blessed Thanksgiving Of Bounty*








# CCFMCA Thanksgiving Gathering

*A Blessed Thanksgiving Of Bounty*







# CCFMCA Thanksgiving Gathering



*A Blessed  
Thanksgiving  
Of Bounty*







## **2022 Wagon Master-Rally and Event Comments**



*Dede Hermon, Wagon Master*

We are off to an early start! All of the spring registration forms are attached in this newsletter and can be found on the website. The full calendar is also available on the website.

\*February - Newport Dunes

\*March - Pechanga

\*April - Golden Village Palms

\*May - Bonelli Bluffs

Our chapter turnouts continue to grow with each rally, so make sure to get your registrations in as soon as possible because space may be limited. We have guaranteed 20 spaces at each rally (except GVP). At GVP, we will be joined by the KKs and Safari for a total of 50 sites reserved for the Vintage RV weekend event.

Beth, our Trail Boss, and I look forward to welcoming you to each of these events.

As always, please feel free to reach out if you have any further questions.

***Hoping all our members had a joyous Merry Christmas and your New Year was memorable!***

My email is [DedeK6DDZ@gmail.com](mailto:DedeK6DDZ@gmail.com), and I am always happy to respond to requests for information (909 878-3456).



### **Trial Boss / Co-Trial Boss Note !**

All Trial Boss and Co Trial Boss RV rally documents are located on the CCFMCA website under a [Trail Boss Documents](#) header tab. But for any additional Trial Boss information contact the Wagon Master - Dede Hermon at [dedek6ddz@gmail.com](mailto:dedek6ddz@gmail.com) or phone 909-878-3456.





# 2023 CCFMCA Rally Calendar

## Rally Event Note

For **Trail Bosses and Co-Trail Bosses** signing up to run the RVs events, contact the Wagon Master for any additional information: Dede Hermon at [dedek6ddz@gmail.com](mailto:dedek6ddz@gmail.com) or phone 909-878-3456. All the **Trail Boss and Co-Trail Boss** documents are on the CCFMCA website under a [Trail Boss Documents](#) header tab.

<b>January 11-15, 2023</b> GPS: Lat: 33.714760 Lon: -116.224740	<b>Riverside County Fair &amp; National Date Festival</b> 82-503 Hwy 111, Indio, CA 92201-5633	Western Motor Home Association	Hookups per Registration Form Elevation: -3ft
<b>February 23-26, 2023</b> GPS: Lat: 33.618440 Lon: -117.891430	<b>Newport Dunes RV Resort</b> 1131 Back Bay Drive, Newport Beach, CA 92660	Trail Boss: Beth Smith Co-Trail Boss:	Full Hookups: Y 949-729-3863 Elevation: 7ft
<b>March 23-26, 2023</b> GPS: Lat: 33.453160 Lon: -117.106510	<b>Pechanga RV Resort</b> 45000 Pechanga Pkwy, Temecula, CA 92592-5810	Trail Boss: Beth Smith Co-Trail Boss:	Full Hookups: Y 877-997-8386 Elevation: 1083ft
<b>April 20-23, 2023</b> GPS: Lat: 33.746860 Lon: -117.010840	<b>Golden Village Palms RV Resort</b> 3600 West Florida Ave, Hemet, CA 92545-3501	Trail Boss: Beth Smith Co-Trail Boss:	Full Hookups: Y 951 260-2340 Elevation: 1,522ft
<b>May 11-14, 2023</b> GPS: Lat: 34.085491 Lon: -117.794678	<b>Bonelli Bluffs RV Resort</b> 1440 Camper View Rd, San Dimas, CA 91773	Trail Boss: Beth Smith Co-Trail Boss:	Full Hookups: Y 909 599-6228 Elevation: 1099ft
<b>Free Time, No Rallies In June, July, August 2023 - No Rallies</b>			
<b>September 21-24, 2023</b> GPS: Lat: 33.7538986 Lon: -116.2701768	<b>Shadow Hills RV Resort</b> 40655 Jefferson Street, Indio, CA 92203	Trail Boss: Beth Smith Co-Trail Boss:	Full Hookups: Y 760-360-4040 Elevation: 66ft
<b>October 12-15, 2023</b> GPS: Lat: 33.9279718 Lon: -116.4382013	<b>Caliente Springs Resort</b> 70200 Dillon Road, Desert Hot Springs, CA 92241	Trail Boss: Beth Smith Co-Trail Boss:	Full Hookups: Y 760-329-8400 Elevation: 1,030ft
<b>November 9-12, 2023</b> GPS: Lat: 33.2672912 Lon: -116.3623727	<b>The Springs at Borrego RV Resort and Golf Course</b> 2255 Di Giorgio Road, Borrego Springs, CA 92004	Trail Boss: Beth Smith Co-Trail Boss:	Full Hookups: Y (619) 489-3950 Elevation: 577ft
<b>Free Time, No Rallies In December 2023 - No Rallies</b>			
<i>10/02/2022</i>			



**CCFMCA REGISTRATION FORM**



**CCFMCA FEBRUARY 2023 RALLY  
NEWPORT DUNES WATERFRONT RESORT**

**February 23-26, 2023**

1131 Back Bay Drive  
Newport Beach, CA 92660  
949-729-3863

<https://www.newportdunes.com>

GPS Coordinates Lat / Long: 33.618440, -117.891430

THURSDAY:	SATURDAY:
2:00 Arrive, Settle, Relax 5:00 Presidents Welcome Gathering 5:30 Happy Hour (BYOB) Potluck/Heavy Hors d'oeuvres	10:00 CC Riders 5:30 Happy Hour & Catered Dinner
FRIDAY:	SUNDAY:
9:00 Coffee and Pastries with Leonard 10:00 CC Riders Dinner on your own	12:00 Check out
<i>A more detailed Rally Agenda will follow registration approximately one week before the event.</i>	

\*\*\*\*\*Tear Line \*\*\*\*\*

**"Reservations must be received by February 6, 2023"**

Last Name \_\_\_\_\_ First Name(s) \_\_\_\_\_ FMCA# \_\_\_\_\_

Address \_\_\_\_\_ City \_\_\_\_\_ State \_\_\_\_\_ Zip \_\_\_\_\_

Phone (\_\_\_\_) \_\_\_\_\_ Cell Phone (\_\_\_\_) \_\_\_\_\_ Email \_\_\_\_\_

Emergency Contact \_\_\_\_\_ Phone (\_\_\_\_) \_\_\_\_\_

Handicap Parking? Yes \_\_\_ No \_\_\_ Placard # \_\_\_\_\_ Your First CCFMCA Rally? Yes \_\_\_ No \_\_\_

Coach Length: Motorhome \_\_\_\_\_ 5thWheel \_\_\_\_\_ Trailer \_\_\_\_\_ Slides: Driver \_\_\_\_\_ Pass \_\_\_\_\_ Rear \_\_\_\_\_

**Parking \$60.00 per night: Thurs / Fri / Sat \_ 3 \_ #nights .....@ \$60.00 = \$ 180.00**

**Please circle Extra Nights: Mon / Tues / Wed or Sun / Mon # \_\_\_\_\_@ \$60.00 per night = \$ \_\_\_\_\_**

**Catered Dinner: Number of Persons \_\_\_\_\_@ \$20.00 = \$ \_\_\_\_\_**

**Total: \$ \_\_\_\_\_**

Please send this Reservation Form and check, payable to CCFMCA to:  
CCFMCA, c/o Dede Hermon, PO Box 2849, Big Bear Lake, CA 92315

Ref: #2023-0223

**CCFMCA REGISTRATION FORM**



**CCFMCA MARCH 2023 RALLY  
PECHANGA RV RESORT**

**March 23-26, 2023**

45000 Pechanga Pkwy,  
Temecula, CA 92592-5810  
877-997-8386

<https://www.newportdunes.com>

GPS Coordinates Lat / Long: 33.453160, -117.106510

THURSDAY:	SATURDAY:
2:00 Arrive, Settle, Relax 5:00 Presidents Welcome Gathering 5:30 Happy Hour (BYOB) Potluck/Heavy Hors d'oeuvres	10:00 CC Riders 5:30 Happy Hour & Catered Dinner 7:00 Cards
FRIDAY:	SUNDAY:
9:00 Coffee and Pastries with Leonard 10:00 CC Riders Dinner on your own	12:00 Check out
<b><i>A more detailed Rally Agenda will follow registration approximately one week before the event.</i></b>	

\*\*\*\*\*Tear Line \*\*\*\*\*

**"Reservations must be received by February 23, 2023 (30 days in advance)"**

Last Name \_\_\_\_\_ First Name(s) \_\_\_\_\_ FMCA# \_\_\_\_\_

Address \_\_\_\_\_ City \_\_\_\_\_ State \_\_\_\_\_ Zip \_\_\_\_\_

Phone (\_\_\_\_) \_\_\_\_\_ Cell Phone (\_\_\_\_) \_\_\_\_\_ Email \_\_\_\_\_

Emergency Contact \_\_\_\_\_ Phone (\_\_\_\_) \_\_\_\_\_

Handicap Parking? Yes \_\_\_ No \_\_\_ Placard # \_\_\_\_\_ Your First CCFMCA Rally? Yes \_\_\_ No \_\_\_

Coach Length: Motorhome \_\_\_\_\_ 5thWheel \_\_\_\_\_ Trailer \_\_\_\_\_ Slides: Driver \_\_\_\_\_ Pass \_\_\_\_\_ Rear \_\_\_\_\_

**Parking \$100.00 per night: Thurs / Fri / Sat \_ 3 \_ #nights ..... @ \$100.00 = \$300.00**

**Please circle Extra Nights: Mon / Tues / Wed or Sun / Mon # \_\_\_\_\_ @ \$60.00 = \$ \_\_\_\_\_**

**Catered Dinner: Number of Persons \_\_\_\_\_ @ \$25.00 = \$ \_\_\_\_\_**

**Clubhouse.. @ \$15.00.=. \$15.00**

**Pets @ \$5.00.=. \$ \_\_\_\_\_**

**Total: \$ \_\_\_\_\_**

Please send this Reservation Form and check, payable to CCFMCA to:  
CCFMCA, c/o Dede Hermon, PO Box 2849, Big Bear Lake, CA 92315

Ref: #2023-0323

Family Motor Coach Association Affiliate Chapter

Official California Chapter FMCA Publication Est. 1965  
CCFMCA 2021 Robert L. Richter Communications Excellence Award



**CCFMCA REGISTRATION FORM**



**CCFMCA APRIL 2023 RALLY  
GOLDEN VILLAGE PALMS RV RESORT**

**April 20-23, 2023**

3600 West Florida Ave,  
Hemet, CA 92545-3501  
951 260-2340

<https://www.goldenvillagepalms.com/>  
Coordinates Lat / Long: 33.746860, -117.010840

THURSDAY:	SATURDAY:
2:00 Arrive, Settle, Relax 5:00 Presidents Welcome Gathering 5:30 Happy Hour (BYOB) Potluck/Heavy Hors d'oeuvres	10:00 CC Riders 5:30 Happy Hour & CATERED Dinner 7:00 Cards
FRIDAY:	SUNDAY:
9:00 Coffee and Pastries with Leonard 10:00 CC Riders Dinner on your own	12:00 Check out
<i>A more detailed Rally Agenda will follow registration approximately one week before the event.</i>	
<i>SPECIAL GUESTS: KOUNTRY KAMPERS AND SAFARI OF SOCAL RV GROUPS</i>	

\*\*\*\*\*Tear Line \*\*\*\*\*

**"Reservations must be received by: March 20, 2023 (30 days in advance)"**

Last Name \_\_\_\_\_ First Name(s) \_\_\_\_\_ FMCA# \_\_\_\_\_

Address \_\_\_\_\_ City \_\_\_\_\_ State \_\_\_\_\_ Zip \_\_\_\_\_

Phone (\_\_\_\_) \_\_\_\_\_ Cell Phone (\_\_\_\_) \_\_\_\_\_ Email \_\_\_\_\_

Emergency Contact \_\_\_\_\_ Phone (\_\_\_\_) \_\_\_\_\_

Handicap Parking? Yes \_\_\_ No \_\_\_ Placard # \_\_\_\_\_ Your First CCFMCA Rally? Yes \_\_\_ No \_\_\_

Coach Length: Motorhome \_\_\_\_\_ 5thWheel \_\_\_\_\_ Trailer \_\_\_\_\_ Slides: Driver \_\_\_\_\_ Pass \_\_\_\_\_ Rear \_\_\_\_\_

**Parking \$100.00 per night: Thurs / Fri / Sat \_ 3 \_ #nights .....@ \$66.00 = \$198.00**

**Please circle Extra Nights: Mon / Tues / Wed or Sun / Mon # \_\_\_\_\_@ \$66.00 = \$ \_\_\_\_\_**

**Catered Dinner: Number of Persons \_\_\_\_\_..@ \$25.00 = \$ \_\_\_\_\_**

**Clubhouse...@ \$5.00 = \$5.00**

**Pets @\$2.00/night. = \$ \_\_\_\_\_**

**Total: \$ \_\_\_\_\_**

Please send this reservation form and check, payable to CCFMCA to:  
CCFMCA, c/o Dede Hermon, PO Box 2849, Big Bear Lake, CA 92315

Ref: #2023-0420

Family Motor Coach Association Affiliate Chapter

Official California Chapter FMCA Publication Est. 1965  
CCFMCA 2021 Robert L. Richter Communications Excellence Award

**CCFMCA RALLY INFORMATION**



**CCFMCA APRIL 2023 RALLY  
GOLDEN VILLAGE PALMS RV RESORT**

**April 20-23, 2023**

3600 West Florida Ave,  
Hemet, CA 92545-3501  
951 260-2340

<https://www.goldenvillagepalms.com/>  
Coordinates Lat / Long: 33.746860, -117.010840

**SPECIAL GUESTS: KOUNTRY KAMPERS  
AND SAFARI OF SoCAL RV GROUPS**

Hello, Everyone!

We are so excited to have everyone join CCFMCA for the Vintage RV Show at Golden Village Palms. By merging the reservations, we were able to save nearly \$10.00 per coach per night.



We are holding 25 sites for CCFMCA, 20 for the KKs, and 5 for Safari. We can be flexible with these numbers and add more if necessary. **PLEASE INDICATE ON THE REGISTRATION FORM WHICH ORGANIZATION YOU REPRESENT.** We will make every effort to keep each organization together. Late registrations may be affected.



Your registration includes: Site Fee, Vintage Trailer Show, Swag Bags, Kick off on Thursday and special access for all activities during the weekend (TBA). Two all-weekend access passes will be included; additional guest fee is \$25.00 per pass and can be purchased on site.

We welcome everyone to join us for our catered dinner on Saturday evening in the Clubhouse. This is usually a grand affair! If you are not interested in the evening entertainment, please join us for fun card games after dinner.



Bring your bikes and join the CC Riders (California Chapter Riders) for a tour of the Vintage RV Show and local area. This is an EASY ride for all levels.

Access to the clubhouse will be available from noon on Saturday until noon on Sunday for group activities or meetings. Please schedule time with Dede Hermon or Beth Smith.

CCFMCA has already made a 10% deposit. We are responsible for 50% payment 30 days in advance of the event along with a "final" manifest. Therefore, we are asking everyone to mail your registration to be received by March 20. Late registrations may not be accepted. In the event you need additional information, please contact Dede Hermon at [DedeK6DDZ@gmail.com](mailto:DedeK6DDZ@gmail.com).



**CCFMCA REGISTRATION FORM**



**CCFMCA MAY 2023 RALLY  
BONELLI BLUFFS RV RESORT AND  
CAMPGROUND**

**May 11-14, 2023**

1440 Camper View Road  
San Dimas, CA 91773  
909 599-6228

<https://www.goldenvillagepalms.com/>  
Coordinates Lat / Long: 34.085491, -117.794678

THURSDAY:	SATURDAY:
2:00 Arrive, Settle, Relax 5:00 Presidents Welcome Gathering 5:30 Happy Hour (BYOB) Potluck/Heavy Hors d'oeuvres	10:00 CC Riders 1:30 Games 5:30 Happy Hour & Catered Dinner 7:00 Cards
FRIDAY:	SUNDAY:
9:00 Coffee and Pastries with Leonard 10:00 CC Riders Dinner on your own	12:00 Check out
<i>A more detailed Rally Agenda will follow registration approximately one week before the event.</i>	

\*\*\*\*\*Tear Line\*\*\*\*\*

**"Reservations must be received by April 25, 2023"**

Last Name \_\_\_\_\_ First Name(s) \_\_\_\_\_ FMCA# \_\_\_\_\_

Address \_\_\_\_\_ City \_\_\_\_\_ State \_\_\_\_\_ Zip \_\_\_\_\_

Phone (\_\_\_\_) \_\_\_\_\_ Cell Phone (\_\_\_\_) \_\_\_\_\_ Email \_\_\_\_\_

Emergency Contact \_\_\_\_\_ Phone (\_\_\_\_) \_\_\_\_\_

Handicap Parking? Yes \_\_\_ No \_\_\_ Placard # \_\_\_\_\_ Your First CCFMCA Rally? Yes \_\_\_ No \_\_\_

Coach Length: Motorhome \_\_\_\_\_ 5thWheel \_\_\_\_\_ Trailer \_\_\_\_\_ Slides: Driver \_\_\_\_\_ Pass \_\_\_\_\_ Rear \_\_\_\_\_

Parking \$75.00 per night: Thurs / Fri / Sat \_ 3 \_ #nights .....@ \$75.00 = \$225.00

Please circle Extra Nights: Mon / Tues / Wed or Sun / Mon # \_\_\_\_\_ @ \$75.00 = \$ \_\_\_\_\_

Catered Dinner: Number of Persons .....@ \$25.00 = \$ \_\_\_\_\_

Table and Chairs.....@ \$15.00 = \$15.00

Pets @\$2.00/night = \$ \_\_\_\_\_

**Total: \$ \_\_\_\_\_**

Please send this Reservation Form and check, payable to CCFMCA to:  
CCFMCA, c/o Dede Hermon, PO Box 2849, Big Bear Lake, CA 92315

Ref: #2023-0511



## CCFMCA Backyard RV Mech



### **RV SPRING CLEANING AND PREP**

Breaking your RV out of storage and getting it ready for your first trip is an exciting feeling. Even if your RV was only stored for the winter, it will still need a little TLC and some preparation to get back on the road. Besides regular maintenance, your RV will need a good cleaning inside and out. Spring is the perfect time to get this done. The weather has warmed up and your driveway or local car wash is the perfect place to start. Grab a sponge and open up those RV windows because it's time for some spring cleaning!



### **INSIDE**

Starting with the inside of your RV can allow you to start cleaning things up before moving on to get the outside nice and shiny as well. Be sure to remember all the often-forgotten places mentioned below! Don't forget to de-winterize before beginning cleaning, as this will allow you to have full access to your water sources and power, making the process much easier.

#### **Ceilings, Fans, and Filters**

When cleaning any space, it is always most logical to

start at the top and work your way down. In an RV, this can also allow you to check for leaks or other potential issues that may have sprung up over the winter or while your RV was in storage. Depending on the texture of your ceiling, you may need to wipe it down or even vacuum it if the ceiling is carpeted. Be sure to clear out the cobwebs in your vents and begin clearing off your fans as well. Depending on how much build-up there is, your fans may need to be unscrewed and hand washed. Lastly, check the filters on your AC units, and be sure to thoroughly clean those off as well.



### **WINDOWS AND WINDOWSILLS**

Next, it's time to move on to the windows. If you have curtains, you can remove and wash them before hanging them to dry. Then, you can remove your window screens to wash those as well. Be sure to clean the interior glass of your windows, and then eventually move to the exterior glass as well. This will ensure better and more unobstructed views for future adventures! Be sure to check the window sills as well, since they're typically pretty deep on an RV and can hold plenty of dust.

### **KITCHEN AND FRIDGE**

The kitchen cabinets and drawers will most likely need to be wiped inside and outside. If you need to [replace any clasps or latches](#), this is a great time to do so, since your drawers are likely still empty. Be sure to clean the nooks and crannies of the oven and microwave, as well. Likewise, please be sure to turn off your fridge before cleaning it. Most RV fridges can have the drawers and shelves removed for deep cleaning, and anything that is not removable can be cleaned with cleaning spray and rags/paper towels.





## CCFMCA Backyard RV Mech

### RV Spring Cleaning and Prep (Cont'd)

seals, while inclement weather can damage the roof in other places. Inspect around your air conditioners and fans to ensure that the seals are still in good shape. Check out this detailed [article on roof repair and maintenance](#) if you encounter any issues.

#### **WASH THE EXTERIOR**

After ensuring there aren't any holes in your RV's exterior, it's time to give her a good wash. If you have enough space in your driveway, you can bathe your RV at home using a long brush, rags, appropriate cleaners, and a hose. However, for many, it can be easier to just take your RV to a car wash that is equipped with tall enough bays. You can always check for local semi-truck car washes to find one that is guaranteed to be tall enough for your RV.



They typically have brushes and other materials to hand wash your RV on hand.

#### **CHECK THE TIRES**

Be sure to check the tires, even just before taking your RV out for a quick trip. Flat or improperly inflated tires can easily cause a blowout. Use our [handy guide](#) to learn more about your RV's tires, how to know if they need to be replaced, and how to take care of them.

#### **PERFORM ANY OTHER MAINTENANCE**

In addition to cleaning, it's imperative to ensure your RV is in good shape before hitting the road. Be sure to perform any other maintenance to keep your RV in tip top shape and to ensure your vacations are as



smooth as possible. Harvest Hosts has a list of [yearly maintenance](#) to help steer you in the right direction.

Getting your RV prepped for your first trip of the year can be a lot of work, but it's always worth it. Be sure to put together a spring cleaning list that works best for your RV and your family. After all, everyone is different and all RVs are different too!

**RV ADVICE** By: Mark Polk



### **11 SPRING RV CHECKS NOT TO SKIP**



This comprehensive checklist is just what you need to make sure your first spring RV trip is a great one.

The other day an RV owner asked me what I considered to be the most important spring travel checks to prepare an RV for camping season. My response was that there are lots of checks that need to be performed on the RV for a safe and worry free camping season, but some are more important than others.



## CCFMCA Backyard RV Mech

### 11 SPRING RV CHECKS NOT TO SKIP (Cont'd)

#### Here Are Eleven Important Checks I Wouldn't Leave Out:

- RV Batteries:** Let's start our spring checks with the battery(s) since it's possible you removed them for winter storage.

The condition of the battery(s) is dependent on how well they were cared for over the winter. Batteries in storage will lose a percentage of current through internal leakage. It's not uncommon for a battery to discharge up to 10% a month when it is in storage. If you checked and recharged the battery(s) periodically while in storage they should be ready to go. If not, the first step is to fully charge the battery(s). Water should only be added to lead acid battery(s) after fully charging the battery, unless the water level is already below the plates. The plates need to be covered at all times. After the battery is fully charged, check and add distilled water as required. If the battery(s) was removed for storage, reinstall it making absolutely sure it is connected properly. If you don't feel comfortable performing this work, have it done by a qualified service facility.

- RV Water System:** After sitting in storage the water system needs to be de-winterized, checked for leaks and sanitized. If your unit was winterized using non-toxic RV antifreeze you need to run fresh water through the entire system until all traces of the antifreeze are removed. Hopefully no antifreeze was added to the fresh water holding tank. If it was, the first step is to drain any remnants from the fresh water tank. Add potable water to the fresh water holding tank, turn the water pump on and open all of the water faucets. When the water is running clear through the system turn the pump off and close the faucets. Take the water heater out of the by-pass mode (if applicable). If the water heater wasn't bypassed before winterizing the unit, the antifreeze needs to be drained from the water heater tank. Replace any water filter cartridges you removed for storage.
- Plumbing:** This is a good time to check the

plumbing for leaks. With water in the fresh water holding tank turn the 12-volt water pump on and pressurize the water system until the pump shuts off. If the water pump cycles back on, even for a short period of time, there is a leak somewhere. Locate the leak and repair it or take it to an authorized RV service facility to be repaired.

- Water Pump:** Every spring I like to sanitize the water system. Make sure all of the drains are closed and drain plugs are installed. Take a quarter-cup of household bleach for every fifteen gallons of water your fresh water tank holds. Mix the bleach with water into a one-gallon container and pour the solution into to the fresh water tank fill. Now fill the fresh water holding tank with potable water. Turn the water pump on and run water through all hot and cold faucets until you smell the bleach. Close the faucets and let it sit for twelve hours. Drain all of the water and re-fill the tank with potable water. Turn the water pump on and open all faucets, running the water until you no longer smell any bleach. It may be necessary to repeat this process to eliminate all signs of bleach.
- Water Pump:** Every spring I like to sanitize the water system. Make sure all of the drains are closed and drain plugs are installed. Take a quarter-cup of household bleach for every fifteen gallons of water your fresh water of household bleach for every fifteen gallons of water your fresh water tank holds. Mix the bleach with water into a one-gallon container and pour the solution into to the fresh water tank fill. Now fill the fresh water holding tank with potable water. Turn the water pump on and run water through all hot and cold faucets until you smell the bleach. Close the faucets and let it sit for twelve hours. Drain all of the water and re-fill the tank with potable water. Turn the water pump on and open all faucets, running the water until you no longer smell any bleach. It may be necessary to repeat this process to eliminate all signs of bleach.
- Appliances:** If the LP gas cylinders or tank has any LP gas remaining, open the gas supply and check the operation of all LP gas fired appliances. Make sure the water heater tank is full of water before





# CCFMCA Backyard RV Mech

## RV ADVICE

### 11 SPRING RV CHECKS NOT TO SKIP

(Cont'd)

testing the water heater. If an LP gas appliance is not operating properly, have it inspected by an authorized RV service facility. Insects are attracted to the odorant added to LP gas and they build nests that can affect the appliance from operating properly. Note: The LP gas system should have a leak test and LP gas operating pressure test performed annually. These tests should be performed by an authorized RV repair facility.

- LP Gas System:** If all the LP gas appliances work properly, plug the unit in and test 120-volt appliances and accessories for proper operation. Note: Make sure you have an adequate electrical source (30-50 amps) depending on your unit, before testing items like the microwave and roof air conditioner(s). After checking the refrigerator in the LP gas mode, turn it off and with the doors open allow sufficient time for it to return to room temperature before checking it in the electric mode.
- Tires:** Just like a battery loses a percentage of its charge in storage, tires lose a percentage of air pressure. Your RV tires can lose 2-3 psi a month while sitting in storage. This means they could be dangerously low on air pressure. Check the tire pressure in all tires with a quality tire inflation gauge and adjust the inflation pressure to the manufacturer's recommendation based on the load. Don't forget the spare! Remember, failing to maintain correct tire pressure, based on the load, can result in fast tread wear, uneven wear, poor handling, and excessive heat build-up which can lead to tire failure. Tire manufacturers publish load and inflation tables that should be followed for proper inflation pressure.
- Power Train & Generator:** Whether you have a motorhome or a tow vehicle, the power train needs to be checked out. Start by checking all fluid levels. Check the transmission, power steering, engine coolant, engine oil, windshield washer and brake fluid. Consult your vehicle owner's manual

for proper levels. If a fluid level is low, try to determine why and correct the problem. Service the engine and engine fluid levels according to specified intervals found in the vehicle owner's manual. Start the engine and check for proper readings on all gauges. Check the operation of all lights. Make sure the vehicle emissions / inspection sticker is up to date.

- Oil Level:** Check the oil level in the generator. Service the generator according to specified intervals found in the owner's manual. Inspect the generator exhaust system for any damage prior to starting. Never run a generator with a damaged exhaust system. If you didn't exercise the generator during storage, start and run it for about two hours with at least a half-rated load. Check your generator owner's manual for load ratings. If you didn't use a fuel stabilizer and the generator won't start or continues to surge after starting, have it checked out and repaired by an authorized service facility.
- Seams & Sealants:** If you didn't inspect the seams and sealants for potential leaks prior to storage, or if the RV was stored outdoors, this is a good time to do it. I recommend inspecting and resealing seams and sealants at least twice a year and possibly more depending on conditions.

Inspect all roof and body seams and around any openings cut into the RV for signs of cracking or damage. Reseal any seams or sealants that show signs of cracking or separation. It's important you consult your RV owner's manual or RV dealer for sealants compatible with different types of materials you are attempting to seal. If you don't feel comfortable performing the inspections or repairing seams and sealants, have the maintenance performed by an authorized service facility. **Note: Be extremely careful working on the RV roof. A fall can cause serious injury or death.**

RV dealer for sealants compatible with different types of materials you are attempting to seal. If you don't feel comfortable performing the inspections or repairing seams and sealants, have the maintenance performed by an authorized service



## CCFMCA Backyard RV Mech

### RV ADVICE

#### **11 SPRING RV CHECKS NOT TO SKIP**

(Cont'd)

facility. *Note: Be extremely careful working on the RV roof. A fall can cause serious injury or death.*

- Safety Stuff:** Re-install any dry-cell batteries or fuses that were removed for storage. If batteries were not removed from safety devices replace them with new batteries now. Test the operation of the carbon monoxide detector, LP gas leak detector and smoke alarm. Inspect all fire extinguishers to make sure they are fully charged. If you have dry powder fire extinguishers, shake and tap them on the bottom to release any settled powder. Review how to properly use a fire extinguisher in the event you need to use it. Make sure everybody understands what the symptoms of carbon monoxide poisoning are and what to do if you are exposed to it.

These are what I would consider to be seven of the most important checks to prep your RV for spring travel. You can add to this list to tailor it to your specific needs, but most importantly, be safe and have a great camping season.

For a more in-depth look at getting your RV ready to roll check out our instant download e-book titled [Checklists for RVers](#).





# CCFMCA Grub Hub

## STEAK FAJITA FOIL PACKETS

By Todd and Julie Bonner  
of TREKKN



*Steak Fajita Foil Packets are the perfect easy & low carb meal for any season grilling, camping and cook-outs. Best of all, they're loaded with all your favorite Tex-Mex flavors. Paleo, whole 30, gluten free & keto friendly meal.*

Patio season is here in full swing and we have been grilling all the things.

One of our favorite thing to throw on the barbecue? Fajitas.

Our family are big fajita-fans, so fajitas of any kind happen a lot around here.

On a SHEET PAN: [Shrimp Fajitas](#), [Chicken Fajitas](#)

IN ONE PAN: [Shrimp Fajitas](#), [Meal Prep Steak Fajitas](#), [Grilled Chicken Fajitas](#)

FOIL PACKETS: [Chicken Fajita Foil Packets](#)

AS A SALAD: [Tex Mex Chicken Salad](#), [Asian Sesame Steak Fajita Salad](#)

LETTUCE WRAPS: [Chicken Fajita Lettuce Wraps](#), [Chili Lime Steak Lettuce Wraps](#), [Shrimp Fajita Lettuce Wraps](#)

And you know what else happens during the sum-

mer? Foil packet meals. Foil pack meals are ALL the rage right now. They are just so darn simple to put together with practically no clean up. The last thing any of us want is to be stuck indoors when it's nice outside.

And you know what else happens during the summer? [Foil packet meals](#). Foil pack meals are ALL the rage right now. They are just so darn simple to put together with practically no clean up. The last thing any of us want is to be stuck indoors when it's nice outside.



This recipe for Steak Fajita Foil Packet is the perfect easy dinner recipe to have in your back pocket for summer. It's got all those favorite Tex-Mex flavors we love from our local Mexican restaurant.

### **HOW TO MAKE STEAK FAJITA FOIL PACKETS**

1. Start off by mixing together the chili powder, cumin, smoked paprika, garlic powder and salt. If you have a favorite brand of fajita seasoning, you can certainly use that instead.
2. Slice up the steak into thin pieces or chunks and add to a large resealable bag and add olive oil, lime juice, cilantro, Worcestershire sauce and half of the fajita seasonings.

# CCFMCA Grub Hub

## HOW TO MAKE STEAK FAJITA FOIL PACKETS

week.

3. Divide between four 18 x 12 sheets of foil (you can also add a layer of parchment paper inside the foil if you prefer using parchment paper instead).
4. Cut your vegetables and arrange around the steak. Drizzle with olive oil and the remaining seasoning.
5. Seal up the foil packets and bake or grill to tender perfection. (Add beans, rice or cheese if desired).
6. Serve with heated tortillas, avocado, an extra splash of lime juice and sprinkle with cilantro.
7. For a low carb, keto version, you can use [these low carb tortillas](#), [coconut wraps](#), or serve over some lettuce or cauliflower rice.

And if you're not a fan of steak, it's easy to swap in [chicken](#) or [shrimp](#) and adjust the cooking time.



Foil packets are so convenient for any camping season and you can't beat the simplicity and easy of how they come together. But if you'd rather have a heartier or complete all in one meal with (like say for a camping trip), you can easily add some black beans, cheese and even some rice to bulk them up.

## **CAN I MAKE THESE STEAK FAJITA FOIL PACKETS AHEAD OF TIME?**

Yes, absolutely. These Steak Fajita Foil Packets would be perfect for meal prep Sunday. Just divide everything out into lunch containers (shown below with cauliflower rice) to enjoy them throughout the



# CCFMCA Grub Hub

## Steak Fajita Foil Packets Recipe Card

Prep Time - 15 mins

Cook Time - 12 mins

Total Time - 27 mins

Steak Fajita Foil Packets are the perfect easy meal for summer grilling and cookouts. Best of all, they're loaded with all your favorite Tex Mex flavors and make a low carb, paleo and keto friendly meal.

**Course:** Main Course

**Cuisine:** Mexican

**Keyword:** barbecue, camping, fajitas, foil packet, grilling, steak, summer

Servings: 4

**Calories:** 247 kcal

**Author:** Kelly

### Ingredients:

- Heavy Duty Foil plus parchment paper if preferred

### SEASONINGS:

- 2 teaspoons chili powder
- 1 teaspoon cumin
- 1 teaspoon garlic powder
- 1 teaspoons smoked paprika
- 1/2 - 1 teaspoon sea salt or to taste
- 1/4 - 1/2 teaspoon freshly ground black pepper or to taste
- 1/8 teaspoon cayenne pepper optional or to taste

### For the foil packets:

- 12 ounces flank steak sliced into 1/4" strips across the grain
- 3 tablespoons olive oil divided  
juice from 1 lime
- 1/2 teaspoon Worcestershire sauce
- 2-3 medium bell peppers
- 1 medium red onion thinly sliced

### For serving:

- chopped fresh cilantro
- lime wedges
- sliced avocado
- warm tortillas flour or corn

### Instructions


1. Preheat grill to medium-high heat or the oven to 425 degrees F.
2. Combine the ingredients for the seasonings in small bowl or bag and mix.
3. In a large zip-top bag, add the steak and drizzle with 1 1/2 tablespoons olive oil, juice from 1 lime, Worcestershire sauce and chopped cilantro. Sprinkle with 2/3 of the fajita seasonings. Seal the bag and press down to evenly distribute the flavors. (if making this ahead, you can allow the steak to marinate overnight in the fridge).
4. Cut eight 18 x 12 inch squares of foil\* and lay out on a flat surface. Divide into four piles where each foil packet has two pieces. (or line the inside with parchment paper if preferred).
5. Divide the steak slices into each foil packet.
6. Cut the veggies into thin strips and drizzle with olive oil and the remaining 1/3 of the seasoning mix. Divide evenly into each packet, arranging them around the steak.
7. Fold the foil over the steak and seal to close off the packets.

### If cooking on the grill:

1. Place foil packets onto grill and grill for 6-8 minutes, then flip over and grill for an additional 3-4 minutes for medium (or until desired doneness).
2. Remove from the grill and carefully open the foil packets.
3. Serve with warm tortillas with sliced avocado and your favorite toppings.

### If cooking in the oven:

1. Place foil packets on a baking sheet and cook for 10-15 minutes (or until desired doneness, rotating tray once). Remove baking sheet from oven.
2. Serve with heated tortillas with sliced avocado and your favorite toppings.



## CLASSIFIED ADS



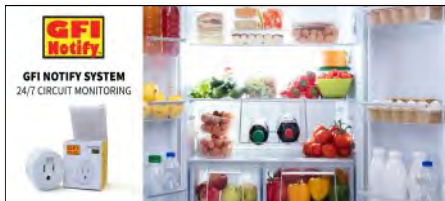
**LIG Solutions:** Did you know that as a member of FMCA, you have access to affordable health coverage options with our partner [LIG Solutions](#)? To access this exclusive member program please visit <https://www.fmca.com/fmca-healthcare-plan> to learn more

Here are the important dates to remember:

- Medicare Annual Enrollment: Starts on October 15th, 2022, and ends on December 7th, 2022
- Under 65 Open Enrollment: Starts on November 1st, 2022, and ends on December 15th, 2022
- Employer Coverage: Can be done at any time of the year depending on your current situation.

**GFI Notify System:** Keeping you informed, saving time and money.

When you're on the go, it's good to know that your house and RV are protected. And with GFI Notify, you'll always be alerted if your power goes out. GFI Notify is a power outage notification system that will inform up to three contacts by email and/or text message within 5-6 minutes of a power outage.



**DriveQuest:** Don't let RV troubles keep you from staying on the road! Get protection with DriveQuest RV vehicle service coverage. DriveQuest offers a wide range of coverage choices so that you can get back on the road. Repairs can be completed at any licensed repair facility. Learn more about this member benefit [here](#).



**Temecula Olive Oil Company:** 100% California Fresh-Squeezed Extra Virgin Olive Oil. When you buy olive oil online from us, you also buy our quality guarantee. We are not just the sellers, we are the growers! Since the beginning, Temecula Olive Oil Company has been family-owned and operated, committed to using only the highest quality olives to make the best California olive oil products. On [our Olive View California olive ranch](#), we practice regenerative agriculture, growing and harvesting a wide variety of olives, which we cold-press using tradi-

TEMECULA  
OLIVE OIL  
COMPANY



tional methods to produce fresh, full-flavored extra virgin olive oil. [Taste the difference.](#)



**SoftStartRV:** SoftStartRV™ temporarily reduces the load and torque in the electric current rush of the motor in start up. This reduces the mechanical stress on the motor and on the attached power cables and electrical delivery network, extending the life of the system.

It uses a soft start ramp up sequence that achieves a low start up current. SoftStartRV™ can deliver 65-70% start current decrease as compared to a compressor's LRA (locked rotor amperage).

SoftStartRV™ is the ideal solution that enables an RV air conditioner to start and run on a generator, inverter, or limited utility power when it would have otherwise not started.

**Power WatchDog:** Hughes Autoformers, a supplier of RV surge protection and voltage boosters for OEMs and the aftermarket, recently unveiled [The SafeView Power Inlet](#).

The SafeView Power Inlet is a patent-pending universal power inlet replacement, Hughes Autoformers said. The inlet can detect reversed polarity as well as an open ground or missing neutral on an RV power inlet.



According to Hughes Autoformers General Manager Brett Thomas, regulations require new RVs to be able to detect wiring issues like an open ground and instances of reversed polarity.

Reversed polarity occurs when a hot wire and a neutral wire have been swapped, increasing the electric shock or short circuit damage risk.

Hughes Autoformers began to develop the SafeView Power Inlet in 2021 when personnel at the company learned about the regulations and began to brainstorm solutions, Thomas said.





# CCFMCA Organization

FMCA Web Site: [www.fmca.com](http://www.fmca.com)

FMCA Business: 808-543-3622

California Chapter FMCA Web Site: [www.ccfmca.org](http://www.ccfmca.org)

Western Area FMCA Web Site: [www.wafmca.com](http://www.wafmca.com)

## CCFMCA Officers

## Appointed Officers



**President:**

Leonard Wahlquist - 951-218-5643



**Membership / Hospitality**

Carol Jones - 909-859-9648



**Vice President / CCFMCA National**

**Director:**

Sonny Gillespie - 951-492-0787



**Webmaster & Data Coordinator**

Tracy Lenocker - 909-337-0315



**Secretary:**

Denise Loxton - 818-800-7717



**Sheriff**

Kathie Seguin - 619-938-0838



**Treasurer:**

Tracy Lenocker - 909-337-0315



**Deputy Sheriff**

Jodi Lewis - 909-586-4766



**Wagonmaster:**

Dede Hermon - 909-878-3456



**Spot-Lite Editor**

John Seguin - 619-938-0838



**Immediate Past President:**

Carl Gardenia - 951-490-2270



**Game Guy**

Kriss Lewis - 909-586-4766



**CCFMCA Alternate National**

**Director:**

Beth Smith - 951-217-0276

***Send all changes to the Webmaster and Database Coordinator at the address below:***

California Chapter of FMCA  
Tracy Lenocker  
PO Box 2672  
Lake Arrowhead, CA 92352  
[tracy@lenocker.com](mailto:tracy@lenocker.com); 909-337-0315



**CALIFORNIA CHAPTER OF THE FAMILY MOTOR COACH ASSOCIATION (CCFMCA) INC.**  
***NEW MEMBERSHIP APPLICATION***

Applicant must be a member of the Family Motor Coach Association (FMCA), or must have applied for or be applying for membership in FMCA simultaneously with this application to be eligible for membership in CCFMCA. Please provide your FMCA number: F \_\_\_\_\_.

As members, we / I agree to abide by the provisions of the Family Motor Coach Association Inc, "Code of Ethics" to foster a wholesome public image for all family motorcoach owners.

Last Name\*: \_\_\_\_\_ First Name\*: \_\_\_\_\_ and \_\_\_\_\_

Address\*: \_\_\_\_\_

City\*: \_\_\_\_\_ State\*: \_\_\_\_\_ Zip Code\*: \_\_\_\_\_ + \_\_\_\_\_

Phone\*: \_\_\_\_\_ Cell Phone\*: \_\_\_\_\_

e-Mail Address\*: \_\_\_\_\_

RV Brand: \_\_\_\_\_ Length: \_\_\_\_\_ Slide-Out(s): Yes \_\_\_ / NO \_\_\_ Number: Left \_\_\_ Right \_\_\_

- Our fiscal year is January 1st through December 31st. Annual dues are \$25.00 (due January 1st each year).
- The New Member CCFMCA initiation fee together with the first year's dues for two (2) people is \$50. For one (1) person it is \$30. This covers the cost of badges, postage and materials. Those joining between October 1st and December 31st will have their dues applied to the remainder of the year and the following year
- Additional Badges are \$12:00 each (names): \_\_\_\_\_  
DATE: \_\_\_\_\_ SIGNATURE: \_\_\_\_\_
- Would you like to list your e-mail address on the roster? YES \_\_\_ NO \_\_\_. **Note:** The e-mail roster is available only to chapter members.
- The Spot-Lite (newsletter) is sent to you at no additional cost by e-mail. Would you rather have it sent via USPS for an additional fee? YES \_\_\_ NO \_\_\_. The newsletter and up to 10 past issues are available for free on the CCFMCA website: [www.ccfmca.org](http://www.ccfmca.org).

Please make check payable to **CCFMCA** and return both the *New Membership Application* and your payment to:

Carol A. Jones (CCFMCA Membership)  
958 Dahlia Ave  
Costa Mesa, CA 92626

	2 PEOPLE	or	1 PERSON
INITIATION FEE:	\$ 50.00		\$ 30.00
EXTRA BADGES:	\$ _____		\$ _____
TOTAL ENCLOSED:	\$ _____		\$ _____

**CALIFORNIA CHAPTER OF THE FAMILY MOTOR COACH ASSOCIATION INC.**  
***MEMBERSHIP RENEWAL***

The **Membership Renewal** is \$25.00 per coach. Please update your information in the New Membership area where **Red Asterisks** indicate.

Please make check payable to **CCFMCA** and return both the *Membership Renewal* and payment to:

Carol A. Jones (CCFMCA Membership)  
958 Dahlia Ave  
Costa Mesa, CA 92626

RENEWAL FEE (Per Coach):	\$25.00
TOTAL ENCLOSED:	\$ _____

Revised 12-29-2022