



**CCFMCA**  
*Spat-Lite*



- 2. Presidents Travel Journal
- 2. National Director News
- 4. WMHA 2024 Indio Rally
- 6. Caliente Springs RV Rally
- 17. CCFMCA's Maintenance and Beyond

*This is an election year for California Chapter Officers*



Treasurer, Web & Data Coordinator	2	Game Guy	3
Membership & Hospitality	2	CCFMCA Organization	20
Sheriff's & Deputy Sheriff's Corner	2	Membership & Member Renewal Form	21
Editor	3		
Wagon Master	3		

Photograph : Lassen Volcanic National Park, California

President's Travel Journal



Leonard Wahlquist,
President
Hello everyone.



The year is coming to a close faster than we realize. We had a fun-filled rally at Caliente Springs; thanks to Dede for setting it up. We had Brats and sauerkraut by Lutz and Vicki.

Saturday morning coffee and donuts, rock painting with Kathie Seguin, games with Kriss and Jodi, and the mineral pools. We finished it with a catered dinner of BBQ brisket, chicken, mac and cheese, beans, green beans, and cornbread. To complete the dinner, we had a peach cobbler with ice cream. Thank you, Beth, for setting up the dinner, and Tracy, for writing the dinner check.

Looking forward to the next rally in Chula Vista, don't forget your white elephant.

I want to thank all our current officers, trail boss, wagon master, game people, and John for doing a great job on the CCFMCA Spotlight newsletter.

California Chapter has been the largest and has been around the longest chapter of FMCA west of the Mississippi. We are supposed to be electing new officers at our November rally in Chula Vista. We currently have no nominations. It is your club and if we can't get officers we won't have a Chapter.

On another note if anyone has any personal items in the club trailer please let me know. We are trying to downsize the trailer.

Happy Holidays and safe travels, and see you next year.

You can reach me by email or phone. Godspeedsailing@yahoo.com (951) 218-5643

From CCFMCA National Director



Sonny Gillespie

Hope all our members have had a wonderful a wonderful Summer and Autum. As usual the FMCA headquarters work continues in earnest, I still keep my fingers in the pot monitoring all that goes on about what is important to our

chapter.

There are a few listed region and national rallies happening in our area that are close enough to attend.

Rallies:

- Western Area Rally - January 10-14, 2024 (661) 599-3548, rgolk@outlook.com Riverside County Fairgrounds, Indio, CA Registration Form: https://wafmca.com/wp-content/

uploads/RegForm\_Western2024.pdf - pages 4 and 5. Information: https://www.wafmca.com

- FMCA's 108th International Convention & RV Expo Pima County Fairgrounds, Tucson, AZ, March 20-23, 2024

Treasurer, Web & Database Coordinator



Tracy Lenocker

Our chapter Bylaws with amended Standing Rules are located on the chapters website for your reference. The website has some updates, and there will be a few more based upon rally attendance and acquired photos and other activities to share.

The database is updated and current. A few former members no longer have a motorhome and therefore cannot be regular members of our chapter. Their membership will continue until the end of the current year. A few former members no longer have an RV and therefore cannot be regular members of our chapter.

There is also a classification called Family Associate member for a person who does not own RVs.

Membership & Hospitality News



Carol Jones

Mary Campbell had her right knee replaced in September. We are hoping she will be able to join us at one of the upcoming rallies.

I haven't been informed of any other new illnesses, but please keep those undergoing medical treatments in your thoughts and prayers.

Please keep me informed of any of our members that need get well wishes or cheering!

New Members:

Cindy and Kevin Willingham; San Bernardino, CA We look forward to having them join us at the upcoming rallies. BEST WISHES TO ALL OF OUR CCFMCA MEMBERS!

958 Dahlia Ave, Costa Mesa, CA 92626; Ph #:909-859-9650

The Sheriff /The Deputy Sheriff



Kathie Seguin / Jodi Lewis

Hi Everyone - Winter is here and time to wrap-up in those warm bundle up winter clothes. So, just because we have all this down bundling

clothing does not mean you have a reprieve from wearing badges. So help us to say "Hello" to fellow members by wearing those badges, and smile with pleasantries when greeting each other. Just remember Jodi, and I are prowling for badges at our events. See everyone in November.

**THE SPOT-LITE EDITOR**

*John Seguin*



Fall is over and Winter has arrived with annual elections in November, so get there and VOTE for your Board nominees. We can not let the organization dissolve as a long standing since 1965.

After the October rally, Kathie and I traveled to Arizona for some more pleasant weather and cooler temperature in the Verde Valley, Sedona fun and dinner at the Blazin'M Ranch. Great fun. So, we look forward to seeing everyone again in November.

**CCFMCA communication methods:** So stay in touch through the communications methods below to see what comes next in the chapter's calendar.

1. *Emails* - Instances will occur occasionally when there is a need to communicate with chapter members instead of waiting for the next Spot-Lite Edition.
2. *CCFMCA Spot-Lite* - The chapter's Spot-Lite newsletter highlights new and previous rallies, includes maintenance information, CCFMCA Food for Thought, FMCA National News, etc. Any President or Board of Directors updates, as well on website, and information on future rallies. Registrations forms and calendar are no longer being published in future newsletters. They are on the [CCFMCA](#) website.
3. *CCFMCA Website* - The third communication effort is through the chapter's website.

**2023 Wagon Master-and Event Comments**

*Dede Hermon, Wagon Master*



This newsletter is probably released just as nearly forty members are headed to Sun Outdoors-San Diego Bay to celebrate an early Thanksgiving together once again. We have decided to make this an annual event since so many have also enjoyed it in the past.

I had hoped someone would step up and say "Pick me! Pick me!" for the Wagon Master board position, so I went ahead and booked four rallies for 2024 and two for 2025 to make it easy for them to take over. I personally can no longer handle more than four rallies a year due to my other obligations.

Registration forms will be uploaded to the website before the end of the year. We will send notification when registration for 2024 is open.

**Here is what we have confirmed:**

- March 14-17, 2024: Newport Dunes Hopefully the End

of Winter Celebration

- April 18-21, 2024: Golden Village Palms Vintage RV Weekend
- May 16-19, 2024: Bonelli Bluffs Summer Kick-off
- November 14-17, 2024: Sun Outdoors – San Diego Bay Thanksgiving Celebration
- May 15-18, 2025: Bonelli Bluffs
- October 2-5, 2025: Newport Dunes

**Pending confirmed dates and/or large deposits:**

- April 2025: Golden Village Palms
- November 2025: Sun Outdoors – San Diego Bay

Yes, there is a bit of repetition here, but we always have so much fun at these particular resorts and events. These RV resorts are also willing to book out in the future and always deliver a grand time.

I hope everyone will schedule their calendars around these dates! And suggestions are always welcome.

***Trial Boss / Co-Trial Boss Note!***  
 All Trial Boss and Co Trial Boss RV rally documents are located on the CCFMCA website under a [Trail Boss Documents](#) header tab. But for any additional Trial Boss information contact the Wagon Master - Dede Hermon at [dede-k6ddz@gmail.com](mailto:dede-k6ddz@gmail.com) or phone 909-878-3456.

Dede Hermon, 909 878-3456, Wagon Master - CCFMCA

**The "Game Over Man" Guy**

*Kriss Lewis*



We had a great gaming crew during the Caliente Springs rally. Lots of participation and eager sporting members. So "Sharpen your gaming skills" for the November rally.



## Arabian Nights - January 2024



The 2024 Rally Theme presents one of the best opportunities to support your rally by decorating, dressing in costume, and by having a Genie’s Lamp full of fun.

This positive energy will create a snowball, synergism effect. BE A PART OF IT!!!

### 34TH ANNUAL WESTERN RALLY “ARABIAN NIGHTS”

[2024 Indio Rally Registration Forms](#)

Rally form is provided on the next page (page 6).


### WMHA Senior Vice President’s Message



*Dave Franke,*  
F443367 Senior Vice President WMHA

What can we expect at our next WMHA rally? “Arabian Nights of course.” But what is Arabian Nights? Simply put, it’s a story of the legendary Scheherazade who told stories to her husband the Sultan. She is said to have told a different tale every night for 1001 days. These stories became a collection of famous Persian, Indian, and Arabian folk tales. Besides the Sultan and Scheherazade, these stories include Aladdin, Ali Baba, Sinbad, and a most fearsome genie.

The tales of Arabian Nights and their characters are limited only by our imagination as to what our parade can be like. There can be a Genie’s Lamp, a sailing ship, or a magic carpet built around a cart, jeep or other chapter vehicle. The same vehicles can become the Sultan’s castle. How many Aladdin's, Genies, Ali Baba's, Sultans, Sinbad's and Scheherazade's will walk the parade route?



Read the WMHA [Western Byways Newsletter](#).



# 34th Annual Western Area Rally Arabian Nights

**JANUARY  
10-14, 2024**

Riverside County Fair & National Date Festival • Indio, California

**Highlights:** 4 Nights of Camping • 3 Nights of Entertainment • 2 Ice Cream Socials • Parade • Ladies' Luncheon  
1st Time Attendee Orientation\* • Bingo • Pet Extravaganza • Commercial Exhibits • New/Used Display RVs  
Chapter Fair • Seminars & Crafts • Door Prizes • The Frustrated Maestros • Coffee & Goodies Served Each Morning

**General Information:** Early Arrival Area opens Sunday, Jan. 7 (Fee Payable On-site)

**Exhibit Hours:** Display RVs Open Wed., 1:30 p.m. - 4:30 p.m. / ALL Commercial Exhibits Open Thur. - Sat. 9:00 a.m. - 4:00 p.m.

**Private Golf Cart Rental Available:** Call Elec Cart Sales for reservations, Mary Rasada 562-244-1001

**Directions:** I-10 to Monroe. Monroe south 3 miles to 48th. Left ½ mile to Arabia Street.

Left on Arabia to the arrival area on the right. Arrive with waste tanks empty and water tank full.

\*Orientation will be Wednesday afternoon at 1:00 p.m.

## Western Area Rally Registration Form

Permanent changes to membership files cannot be made from this form.

Member Number:	Last Name:	Pilot:	Co-Pilot:
Address		City:	State/Province: Zip/Postal Code:
E-mail:		Telephone:	Cell Phone:
RV Make:	RV License:	RV Length:	<input type="radio"/> First Time at a Western Area Rally
1. Guest/Child's Name/Age:			<input type="radio"/> Hold Confirmation Packet at Will Call
2. Guest/Child's Name/Age:			Disabled Parking? (see below) <input type="radio"/> Yes <input type="radio"/> No

Registration Category	Pre-Reg <sup>2</sup>	On-Site	Qty.	Total	Parking Information
RV with 2 Adults - Dry Camping	\$ 260.00	\$ 270.00		\$	<ul style="list-style-type: none"> <li>• <b>Electric Parking</b> - 30 amps or 50 amps</li> <li>• <b>Generator Hours</b> - 7:00 a.m. - 10:00 p.m.</li> <li>• <b>Disabled Parking</b> - Reserved for those with proof of qualifying medical needs. State-issued placard must be visible.</li> <li>• <b>Early-Arrival Fee</b> - \$30 per night payable on-site, cash or check only</li> </ul>
RV with 1 Adult - Dry Camping	\$ 240.00	\$ 250.00		\$	
Additional Fee for 30-Amp Electric	\$ 175.00	\$ 185.00		\$	
Additional Fee for 50-Amp Electric	\$ 295.00	\$ 305.00		\$	
RV with 2 Adults - 24-Hour Generator	\$ 260.00	\$ 270.00		\$	
Each Additional Occupant	\$ 20.00	\$ 30.00		\$	
Passport for 1 Adult <sup>1</sup>	\$ 85.00	\$ 95.00		\$	
Children Under 13	FREE	FREE		FREE	<b>Payment Information</b> <b>CREDIT CARD</b> Place your credit card registrations by: Phone: (800) 543-3622 • (513) 474-3622 <b>CHECK</b> Make checks payable in U.S. funds to FMC, Inc. Mail to: FMCA / Attention: Western Area Rally 8291 Clough Pike Cincinnati, OH 45244
Ladies' Luncheon	\$ 15.00	\$ 15.00		\$	
Day Passes Avail. Thurs., Fri., & Sat. \$10/day/person	On-Site	On-Site	-	On-Site	
				<b>Total</b>	<b>\$</b>

<sup>1</sup> No RV parking; includes exhibits, entertainment, seminars, socials, and Coffee Hour.

<sup>2</sup> Registrations after December 21, 2023, will be held at Will Call.

### COVID-19 Waiver

An inherent risk of COVID-19 exposure exists in any public place where people gather. By attending this event you understand and assume all risk related to COVID-19 exposure. FMCA, its staff, officers, exhibitors, volunteers, members, service providers, and grounds personnel are not liable for any illness, injury, or death from COVID-19 related to your participation at this event.

### Rally Contacts

**WMHA President/Rally Master - Bob Golk**  
(661) 599-3548 • bgolk@fmca.com

**WMHA Sr. VP/Co-Rally Master - Dave Franke**  
(909) 973-1051 • dfranke928@msn.com

**Parking Chief - Andy Balogh**  
(503) 530-0166 • akcbalogh@gmail.com

**Groups & Caravans - Willie Warren**  
(510) 418-3262 • willywarren178@comcast.net

**Seminars & Crafts - Johanne Christmas**  
(916) 365-6600 • johannexmas@gmail.com

**Commercial Exhibits - Greg O'Neal**  
(714) 386-1923 • indiorallyvendors@gmail.com

### Would you like to Volunteer?

**Yes.** If interested, please contact Carole Hazeltine at (916) 838-7200 or dickhazeltine@yahoo.com

### Cancellation Policy

Refunds will be made only upon written request (arearallies@fmca.com), and badges and confirmation materials be must returned to FMCA home office before any refund is issued. Cancellations made by December 10, 2023, will receive a full refund minus a \$25 handling fee. Cancellations made after December 10 but before January 9, 2024, will receive a full refund minus a \$50 handling fee. No refunds for Electric after December 10, 2023. Absolutely no refunds after January 9, 2024.

Sponsored by the Western Motor Home Association

Caliente Springs RV Resort ,Desert Hot Springs CA



Oh My!  
A Gate Code



# Arrive, Meet and Greet



# Morning Coffee and Donut to Go!!




# Morning Coffee, Donuts and Pouches Greet!!







# California Chapter CC Riders On New Pathways




# Stone Works Crafting



Sheriff - Rock Thief  
In Progress



"Judging Panel"



A Class "A" RV by any other Name



Deciding on which rock to paint

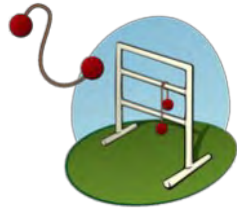


# Cornhole Gaming Time



# Baseball Gaming Time





# Ladder Gaming Time



Gaming Discussion Panel





## Catered Dinner is Served



Dinner is Served



One or Two Scoops



# Dinner Desert Raffle Winners



# CCFMCA General Meeting



Discussion of important issues from our President



Discussion on Officer Election Positions





# CCFMCA's Maintenance and Beyond

## What is a vacuum breaker check valve and why do I need it?

By Dustin Simpson

October 29, 2023

There are so many questions about the black tank flush system, so here is a post to help out. You or your spouse may have noticed this vacuum breaker under a sink or behind a cabinet drawer. Here is some information and some pictures to help you understand what it does.

### The black tank flushing system

The black tank flushing system is a straightforward system that uses fresh water from a hose connection to flush your black tank to help clean it out. It consists of a hose connection on your trailer, a vacuum breaker check valve, and the flush nozzle. It is typically piped using 1/2" white PEX tubing.



### The vacuum breaker check valve

The vacuum breaker check valve is typically located up under the bathroom sink. If not there, then it will be in the wall of the bathroom somewhere. It may be behind the shower wall. If you have two black tanks there will be a separate valve for each tank.



The [vacuum breaker check valve](#) acts to prevent black tank water from flowing back into the domestic wa-



ter system that you are using for flushing water, and thereby contaminating it.

If you have two black tanks there will be a separate valve for each tank.

The vacuum breaker check valve acts to prevent black tank water from flowing back into the domestic water system that you are using for flushing water, and thereby contaminating it. If you have two black tanks there will be a separate valve for each tank.



The vacuum breaker check valve acts to prevent black tank water from flowing back into the domestic water system that you are using for flushing water, and thereby contaminating it.

The vacuum breaker check valve consists of a float that rises when water pressure is applied. This seals off the top of the valve that is open to the outside air through the top cap of the valve. When water pressure is removed, the float drops and air is sucked in to break the vacuum and prevent a siphon. There is also a spring-loaded check valve in the outlet of the valve that will shut to prevent backflow.

Some owners have advised that the plastic valves tend to freeze and crack in the winter. You can change out the valve to a [brass vacuum breaker](#) if you are in a cold climate.

Hope this information helps you better understand more about vacuum breakers and why they are used.

Please follow us on [YouTube](#), [see our published articles on RVtravel.com](#) and other social media pages.

Thank you,

Dustin



# CCFMCA's Maintenance and Beyond

## Regarding tires, what is an RLOF? And why should you care? By Roger

Marple October 28, 2023

"RLOF" is the short-hand abbreviation tire engineers use for a tire with a **Run-Low Flex failure**.



In the past, this was one of the most common conditions found in tires submitted by customers for adjustment. The high volume of RLOF failures was the driver for the introduction of Tire Pressure Monitoring Systems (TPMS) in passenger cars and pickups with 10,000# GVWR or less. Most RVs exceed 10,000# GVWR, so it is up to the consumer to obtain this important safety tool and to learn how to properly program it for their particular vehicle.

### **ROLF Autopsy**

In the first shot, #38a, the tire sidewall looks OK but the tread is gone. Most people would simply call this a "blowout". If you have read many of my posts or attended any of my lectures or training classes, you have learned that "blowout" is not a term used by people trained or knowledgeable in failed tire inspection.



The next picture, #38b, is the opposite sidewall. The DOT serial on this side does not include the data code, but here we can see



more significant damage in this tire.

In picture #38c, below I have identified the location of special interest.



### **Tire inflation less than 10 psi**

Peeling back the flap of the sidewall, we see in 38d, below, a number of black holes.



Each of these holes is the location where the polyester body ply was before the tire was driven at highway speed with inflation of less than 10 psi.

### **Failed polyester cords**

In #38e, we see the ends of the failed polyester cords. When poly is heated, it will first lose much of its strength and will even shrink.



The next picture, #38f, is a close-up of the area circled. What happened here is that the location with the highest heat (up toward the belt edge) started to shrink



as it lost its strength so each cord "pulled back" away from the location with the highest temperature, leaving a hole in the sidewall rubber where the individual cords once were. Picture #38f is the evidence and proof that this tire was driven at highway speeds with inflation lower than 10 psi.



# CCFMCA's Maintenance and Beyond

Regarding tires, what is an RLOF? And why should you care? (cont'd)

## *Tire sidewall tore open*

After the poly melted, the sidewall rubber was not strong enough, so in a cascade of events the tire sidewall tore completely open. That allowed the tire to "flop around" and for the tread to detach from the rest of the tire.

In my career doing failed tire forensics I learned and then taught others what to look for to help us understand "why" a tire failed. There are numerous bits of evidence collected that eventually build a case for understanding the "root cause" for a tire to fail.

Check out my Blog [www.RVTireSafety.Net](http://www.RVTireSafety.Net)

Roger



# CCFMCA Organization

FMCA Web Site: [www.fmca.com](http://www.fmca.com)

FMCA Business: 808-543-3622

California Chapter FMCA Web Site: [www.ccfmca.org](http://www.ccfmca.org)

Western Area FMCA Web Site: [www.wafmca.com](http://www.wafmca.com)

## CCFMCA Officers

## Appointed Officers



**President:**

Leonard Wahlquist - 951-218-5643



**Membership / Hospitality**

Carol Jones - 909-859-9650



**Vice President / CCFMCA National**

**Director:**

Sonny Gillespie - 951-492-0787



**Sheriff**

Kathie Seguin - 619-938-0838



**Secretary:**

Denise Loxton - 818-800-7717



**Deputy Sheriff**

Jodi Lewis - 909-586-4766



**Treasurer, Webmaster && Data Coordinator**

Tracy Lenocker - 909-337-0315



**Spot-Lite Editor**

John Seguin - 619-938-0838



**Wagonmaster:**

Dede Hermon - 909-878-3456



**Game Guy**

Kriss Lewis - 909-586-4766

**Immediate Past President:**



**CCFMCA Alternate National**

**Director:**

Beth Smith - 951-217-0276

***Send all changes to the Webmaster and Database Coordinator at the address below:***

California Chapter of FMCA  
Tracy Lenocker  
PO Box 2672  
Lake Arrowhead, CA 92352  
[tracy@lenocker.com](mailto:tracy@lenocker.com); 909-337-0315



**CALIFORNIA CHAPTER OF THE FAMILY MOTOR COACH ASSOCIATION (CCFMCA) INC.**  
***NEW MEMBERSHIP APPLICATION***

Applicant must be a member of the Family Motor Coach Association (FMCA), or must have applied for or be applying for membership in FMCA simultaneously with this application to be eligible for membership in CCFMCA. Please provide your FMCA number: F \_\_\_\_\_

As members, we / I agree to abide by the provisions of the Family Motor Coach Association Inc, "Code of Ethics" to foster a wholesome public image for all family motorcoach owners.

Last Name\*: \_\_\_\_\_ First Name\*: \_\_\_\_\_ and \_\_\_\_\_

Address\*: \_\_\_\_\_

City\*: \_\_\_\_\_ State\*: \_\_\_\_\_ Zip Code\*: \_\_\_\_\_ + \_\_\_\_\_

Phone\*: \_\_\_\_\_ Cell Phone\*: \_\_\_\_\_

e-Mail Address\*: \_\_\_\_\_

RV Brand: \_\_\_\_\_ Length: \_\_\_\_\_ Slide-Out(s): Yes \_\_\_ / NO \_\_\_ Number: Left \_\_\_ Right \_\_\_

- Our fiscal year is January 1st through December 31st. Annual dues are \$25.00 (due January 1st each year).
- The New Member CCFMCA initiation fee together with the first year's dues for two (2) people is \$50. For one (1) person it is \$30. This covers the cost of badges, postage and materials. Those joining between October 1st and December 31st will have their dues applied to the remainder of the year and the following year
- Additional Badges are \$12.00 each (names): \_\_\_\_\_  
DATE: \_\_\_\_\_ SIGNATURE: \_\_\_\_\_
- Would you like to list your e-mail address on the roster? YES \_\_\_ NO \_\_\_. **Note:** The e-mail roster is available only to chapter members.
- The Spot-Lite (newsletter) is sent to you at no additional cost by e-mail. Would you rather have it sent via USPS for an additional fee? YES \_\_\_ NO \_\_\_. The newsletter and up to 10 past issues are available for free on the CCFMCA website: [www.ccfmca.org](http://www.ccfmca.org).

Please make check payable to **CCFMCA** and return both the *New Membership Application* and your payment to:

Carol A. Jones (CCFMCA Membership)  
958 Dahlia Ave  
Costa Mesa, CA 92626

	2 PEOPLE	or	1 PERSON
INITIATION FEE:	\$ 50.00		\$ 30.00
EXTRA BADGES:	\$ _____		\$ _____
TOTAL ENCLOSED:	\$ _____		\$ _____

**CALIFORNIA CHAPTER OF THE FAMILY MOTOR COACH ASSOCIATION INC.**  
***MEMBERSHIP RENEWAL***

The **Membership Renewal** is \$25.00 per coach. Please update your information in the New Membership area where **Red Asterisks** indicate.

Please make check payable to **CCFMCA** and return both the *Membership Renewal* and payment to:

Carol A. Jones (CCFMCA Membership)  
958 Dahlia Ave  
Costa Mesa, CA 92626

RENEWAL FEE (Per Coach):	\$25.00
TOTAL ENCLOSED:	\$ _____

*Revised 12-29-2022*