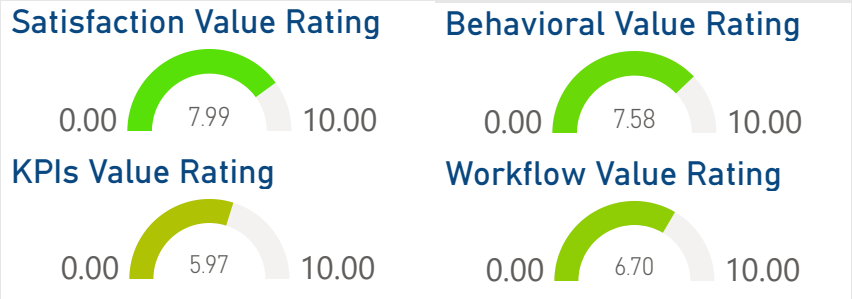
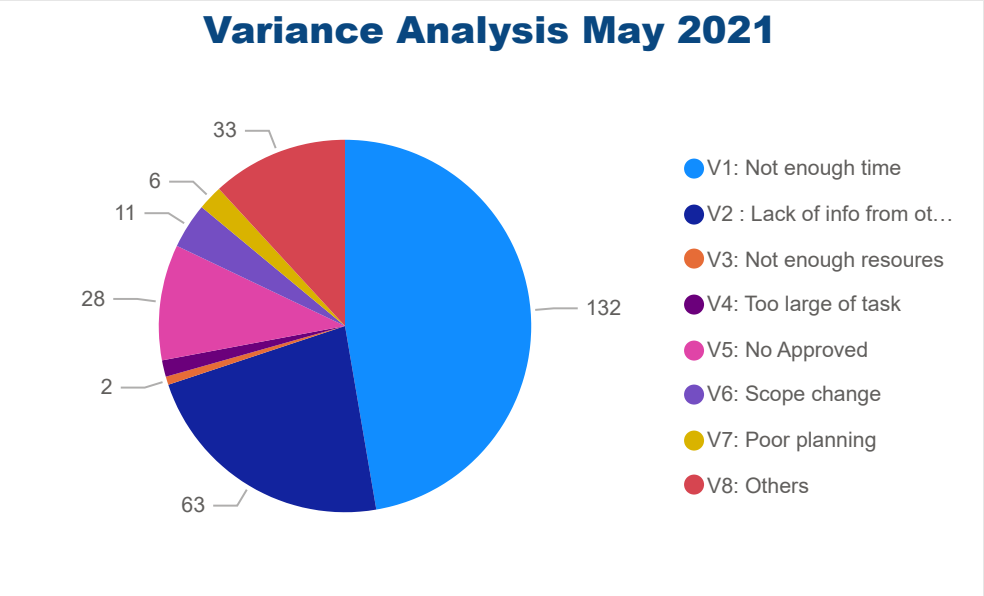
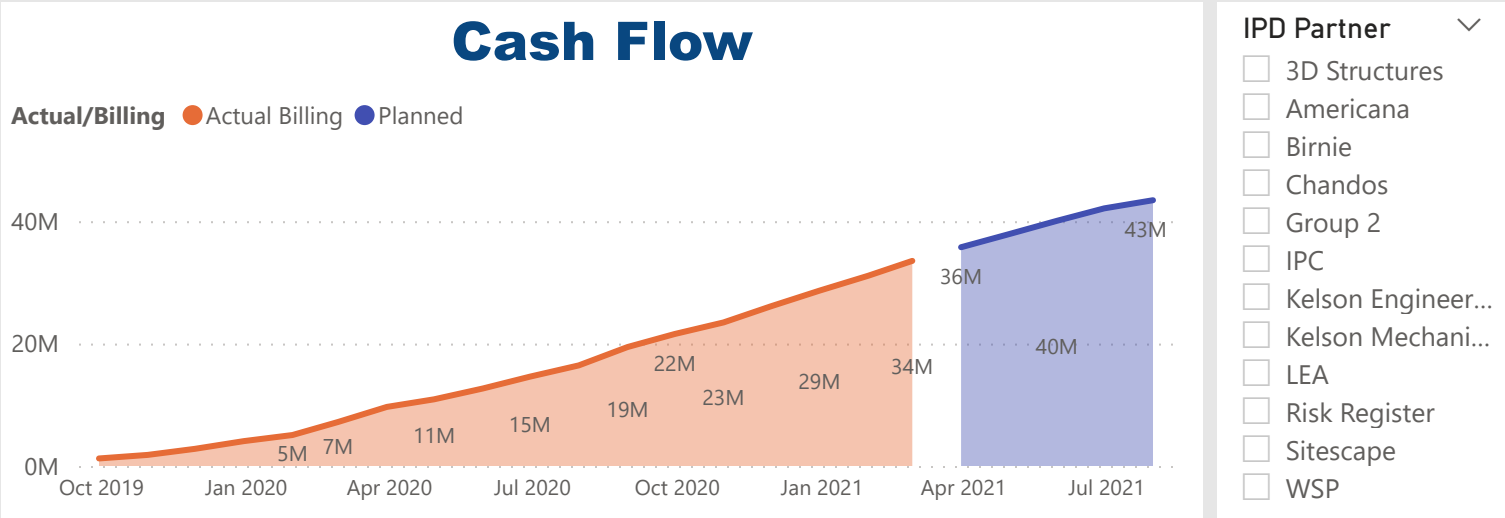


COST TO DATE	ESTIMATE TO COMPLETE	ESTIMATE AT COMPLETION	RISK POOL BALANCE
\$31,053,639	\$15,843,130	\$49,665,724	\$3,385,077
CTD	ETC	EAC	Adjusted Risk Pool



SAFETY			
MONTH	NEAR MISSES	INCIDENTS	LTIs
April-01-20	0	0	0
May-01-20	1	2	0
June-01-20	1	3	0
To Date	30	20	0

KEY MILESTONES	
Milestone	Date
Construction Start	August-26-19
KALLA POOL FINISH	May-12-21
STUCCO	
Painting MB LEVEL -1	May-19-21
Estimated Date of Completion	November-08-21

IPD Partner	CTD
3D Structures	\$4,232,247
Americana	\$1,325,135
Birnie	\$3,362,165
Chandos	\$11,881,499
Group 2	\$1,591,293
IPC	\$1,535,409
Kelson Engineering	\$225,940
Kelson Mechanical	\$4,624,644
LEA	\$560,649
Risk Register	\$386,707
Sitescape	\$903,035
WSP	\$424,914

IPD Partner	ETC
3D Structures	\$6,925
Americana	\$617,764
Birnie	\$1,299,457
Chandos	\$8,516,108
Group 2	\$288,778
IPC	\$478,655
Kelson Engineering	\$58,199
Kelson Mechanical	\$2,077,936
LEA	\$12,620
Risk Register	\$853,633
Sitescape	\$1,549,077
WSP	\$83,976

IPD Partner	EAC
3D Structures	\$4,275,896
Americana	\$2,177,649
Birnie	\$4,869,535
Chandos	\$23,031,164
Group 2	\$1,932,052
IPC	\$2,152,874
Kelson Engineering	\$296,292
Kelson Mechanical	\$7,055,771
LEA	\$577,686
Risk Register	\$0
Sitescape	\$2,777,419
WSP	\$519,387

IPD Partner	Adjusted Risk Pool	%GT Adjusted
3D Structures	\$388,717.82	
Americana	\$315,601.31	
Birnie	\$251,872.51	
Chandos	\$1,075,352.61	
Group 2	\$294,719.74	
IPC	\$241,989.76	
Kelson	\$19,383.57	
Engineering		
Kelson Mechanical	\$452,236.40	
LEA	\$149,770.40	
Sitescape	\$137,723.26	
WSP	\$57,709.66	

