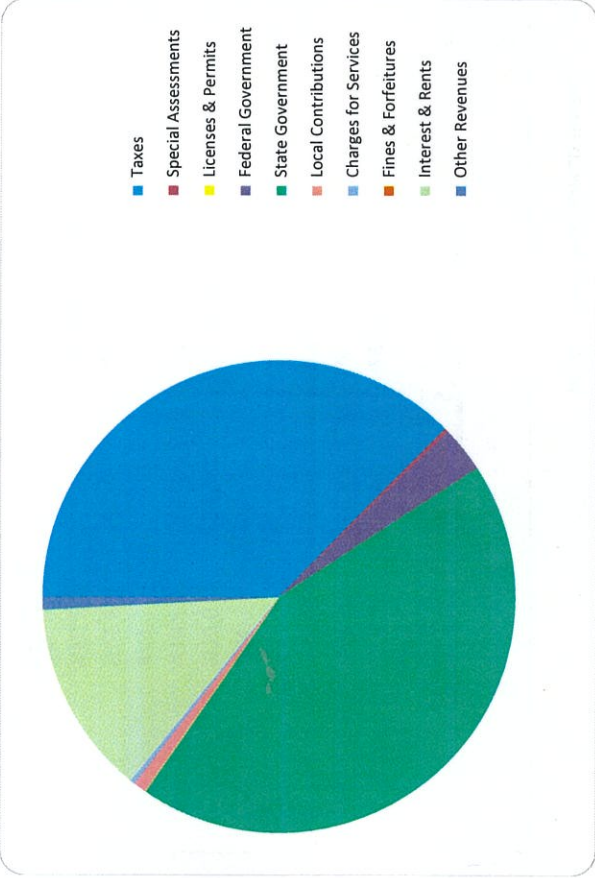


CITIZEN'S GUIDE TO LOCAL UNIT FINANCES - Village of Sheridan (593060)

REVENUES

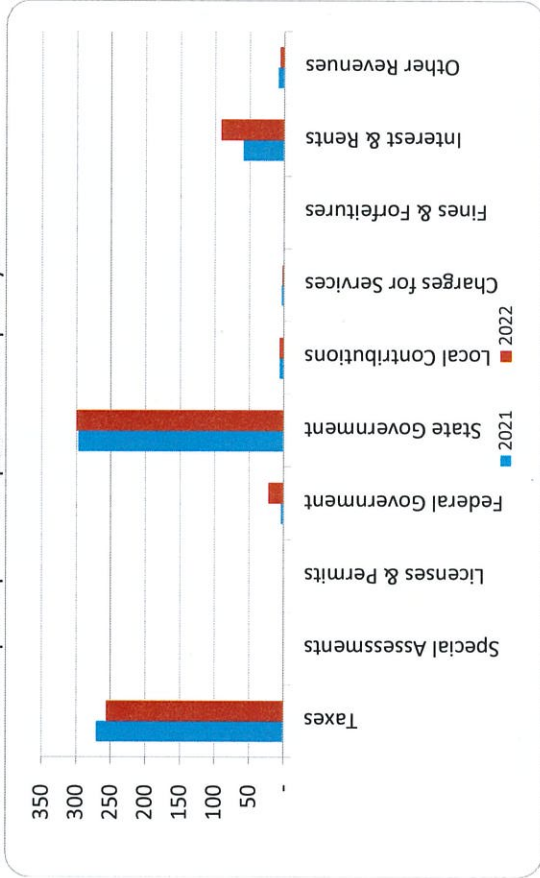
1. Where our money comes from (all governmental funds)



2. Compared to the prior year

	2021	2022	% change
Taxes	\$ 176,094	\$ 177,300	0.68%
Licenses & Permits	-	-	N/A
Federal Government	2,712	15,117	457.41%
State Government	193,217	207,584	7.44%
Local Contributions	3,986	4,353	9.21%
Charges for Services	2,250	1,550	-31.11%
Fines & Forfeitures	-	-	N/A
Interest & Rents	38,751	63,172	63.02%
Other Revenues	5,852	4,120	-29.60%
Total Revenues	\$ 422,862	\$ 473,196	11.90%

3. Revenue sources per capita - compared to the prior year



4. Historical trends of individual sources




Commentary:

For more information on our unit's finances, contact Janice Jourdan/Treasurer at 989-291-3485 X201.

CITIZEN'S GUIDE TO LOCAL UNIT FINANCES - Village of Sheridan (593060)

EXPENDITURES


1. Where we spend our money (all governmental funds)




2. Compared to the prior year

	2021	2022	% change
General Government	\$ 74,320	\$ 76,200	2.53%
Police & Fire	13,500	59,162	338.24%
Other Public Safety	-	-	N/A
Roads	80,359	90,657	12.81%
Other Public Works	116,620	116,682	0.05%
Health & Welfare	-	-	N/A
Community/Econ. Development	-	-	N/A
Recreation & Culture	11,427	30,483	166.76%
Capital Outlay	38,564	65,001	68.55%
Debt Service	4,537	4,551	0.31%
Other Expenditures	-	-	N/A
Total Expenditures	\$ 339,327	\$ 442,736	30.47%

3. Spending per capita - compared to the prior year



4. Historical trends of individual departments:



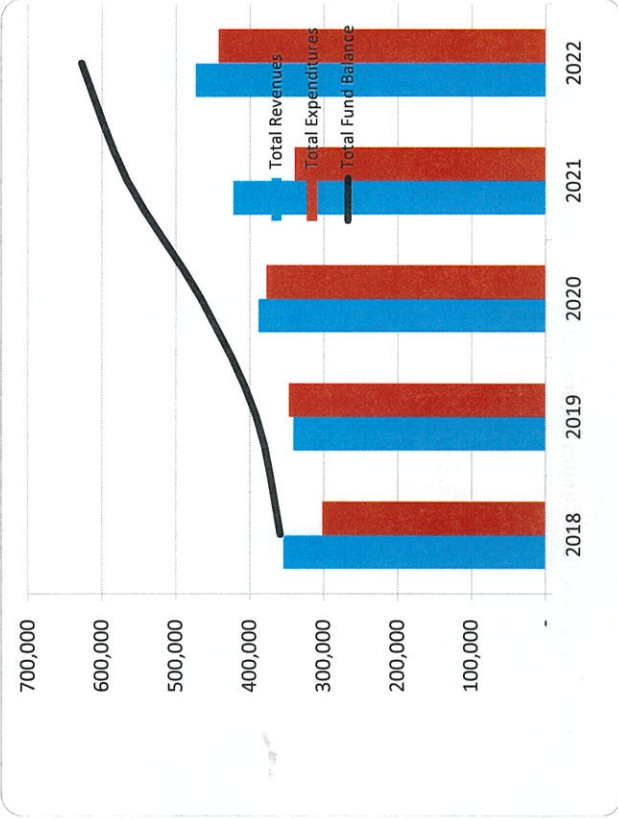
Commentary:

For more information on our unit's finances, contact Janice Jourdan/Treasurer at 989-291-3485 X201.

CITIZEN'S GUIDE TO LOCAL UNIT FINANCES - Village of Sheridan (593060)

FINANCIAL POSITION

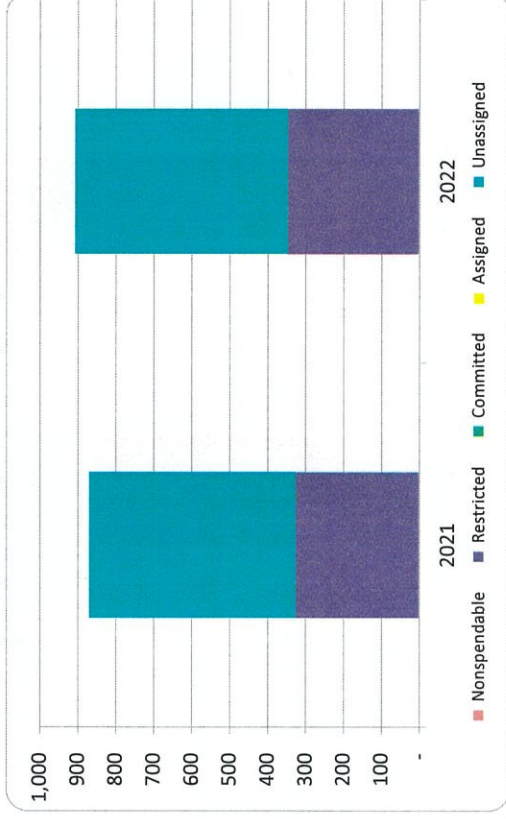
1. How have we managed our governmental fund resources (fund balance)?



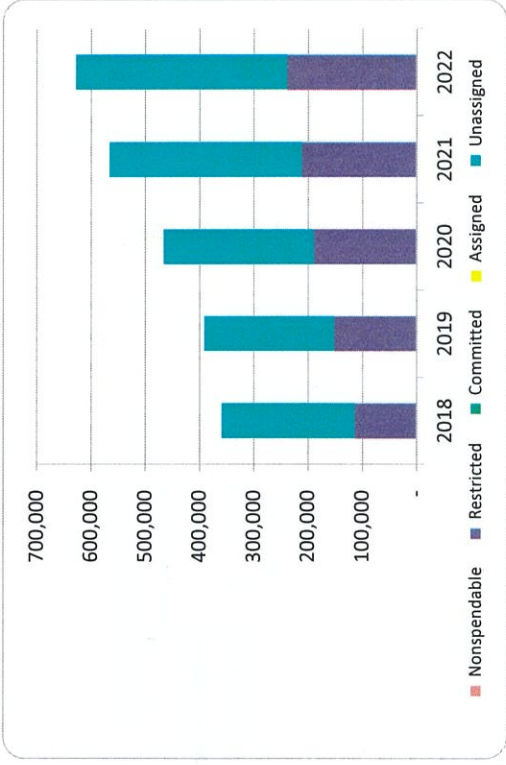
2. Compared to the prior year

	2021	2022	% change
Revenue	422,862	474,287	12.16%
Expenditures	339,327	442,736	30.47%
Surplus (shortfall)	83,535	31,551	-62.23%
Fund balance, by component:			
Nonspendable	-	-	N/A
Restricted	211,569	239,543	13.22%
Committed	-	-	N/A
Assigned	-	-	N/A
Unassigned	354,139	388,219	9.62%
total fund balance	565,708	627,762	10.97%

3. Fund balance per capita - compared to the prior year



4. Historical trends of individual components



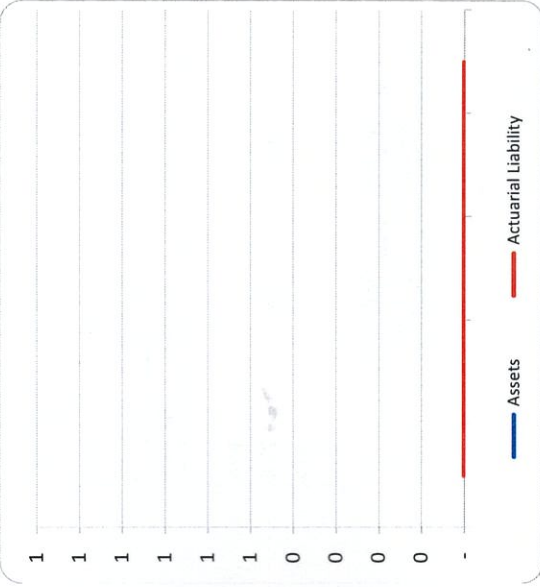
Commentary:

For more information on our unit's finances, contact Janice Jourdan/Treasurer at 989-291-3485 X201.

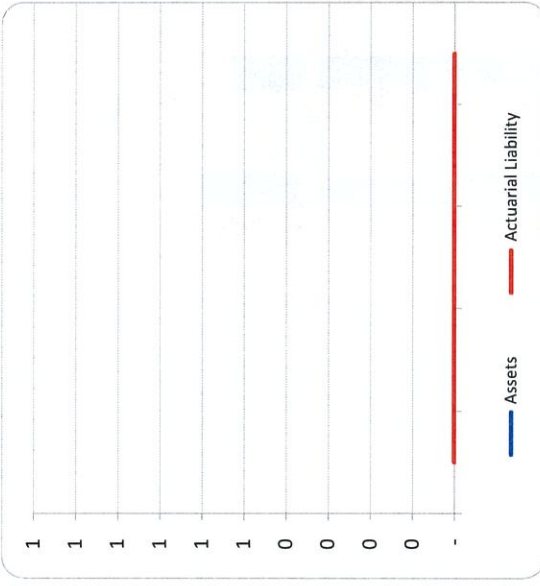
CITIZEN'S GUIDE TO LOCAL UNIT FINANCES - Village of Sheridan (593060)

OTHER LONG TERM OBLIGATIONS

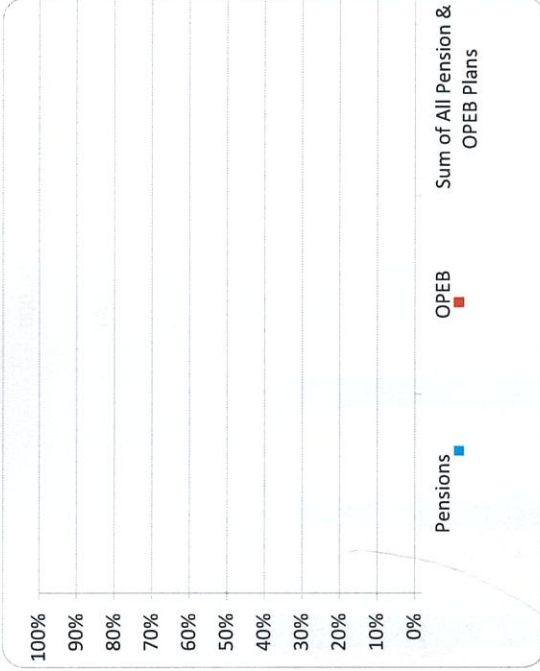
1. Pension funding status



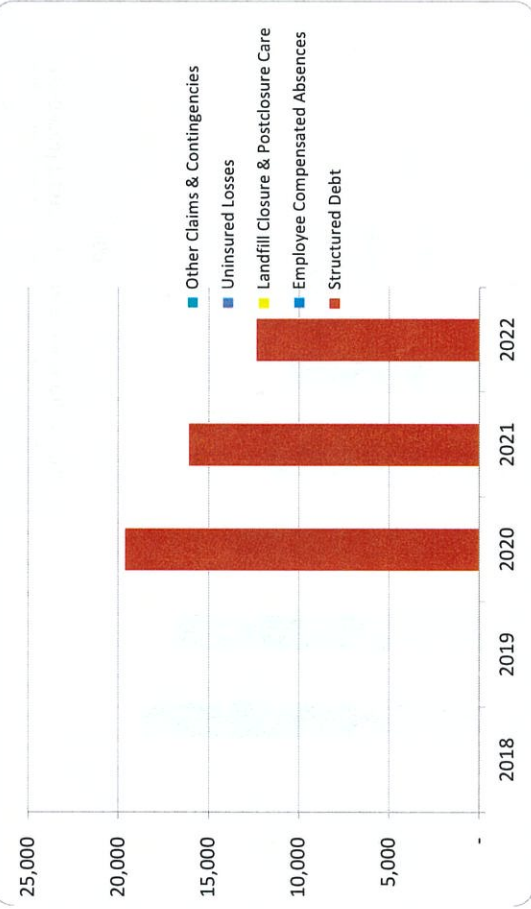
2. Retiree Health care funding status



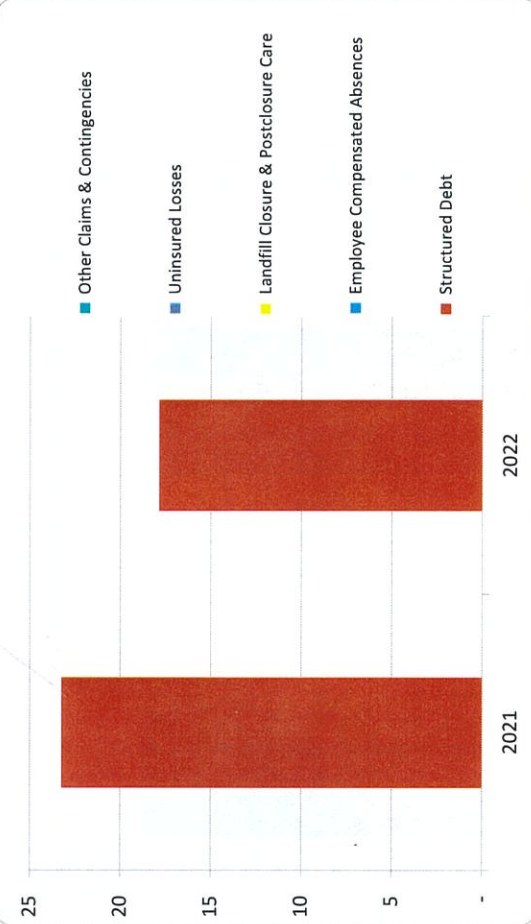
3. Percent funded - compared to the prior year



4. Long Term Debt obligations:



5. Debt & other long term obligations per capita - compared to the prior year



Commentary:

For more information on our unit's finances, contact Janice Jourdan/Treasurer at 989-291-3485 X201.