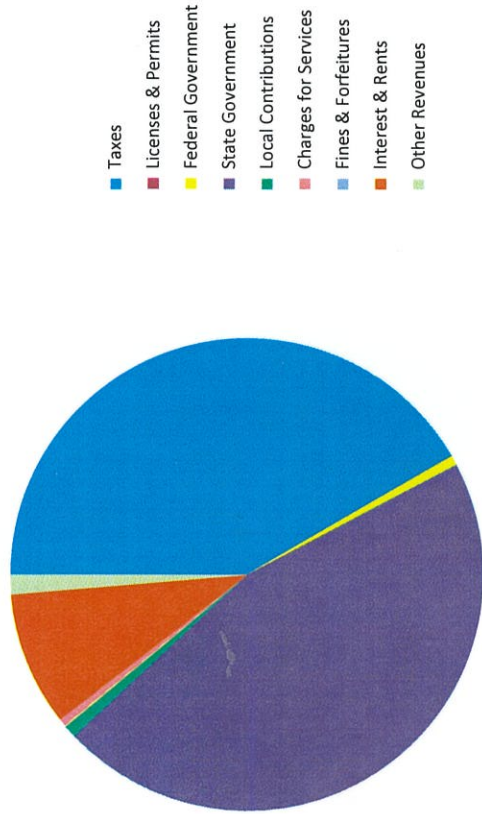


CITIZEN'S GUIDE TO LOCAL UNIT FINANCES - Village of Sheridan (593060)

REVENUES

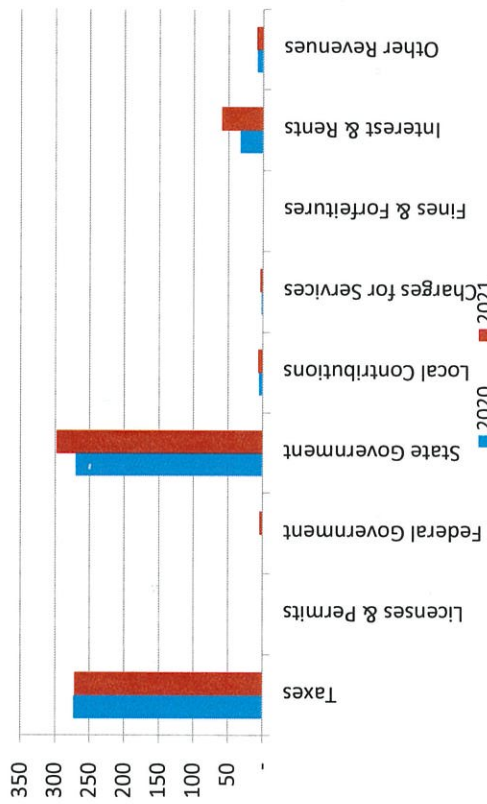
1. Where our money comes from (all governmental funds)



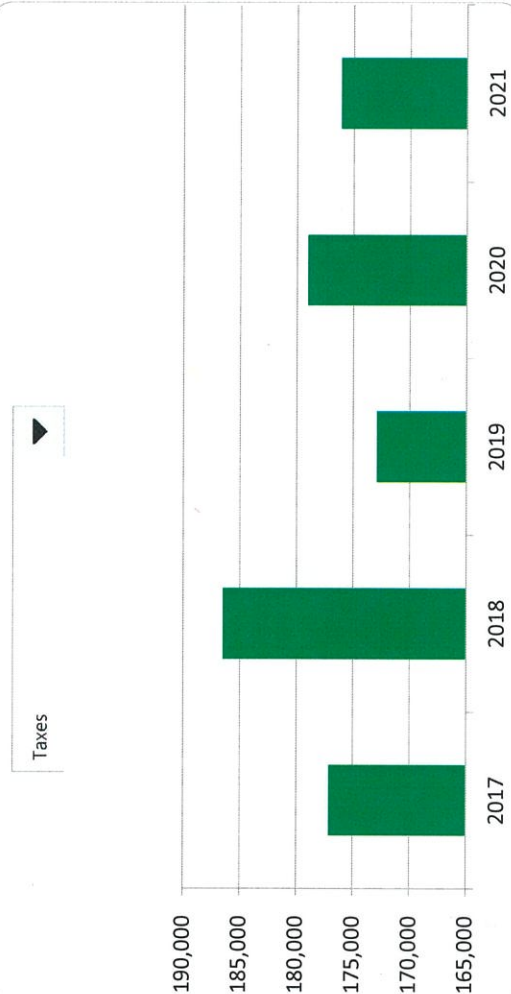
2. Compared to the prior year

	2020	2021	% change
Taxes	\$ 179,005	\$ 176,094	-1.63%
Licenses & Permits	203	-	-100.00%
Federal Government	-	2,712	N/A
State Government	177,162	193,217	9.06%
Local Contributions	3,483	3,986	14.44%
Charges for Services	1,350	2,250	66.67%
Fines & Forfeitures	-	-	N/A
Interest & Rents	21,956	38,751	76.49%
Other Revenues	5,607	5,852	4.37%
Total Revenues	\$ 388,766	\$ 422,862	8.77%

3. Revenue sources per capita - compared to the prior year



4. Historical trends of individual sources



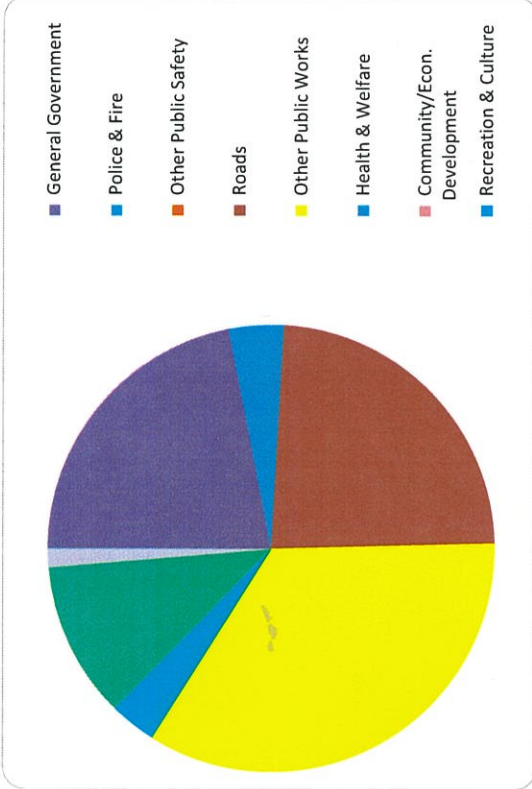
Commentary:

For more information on our unit's finances, contact Janice Jourdan at 989-291-3485.

CITIZEN'S GUIDE TO LOCAL UNIT FINANCES - Village of Sheridan (593060)

EXPENDITURES

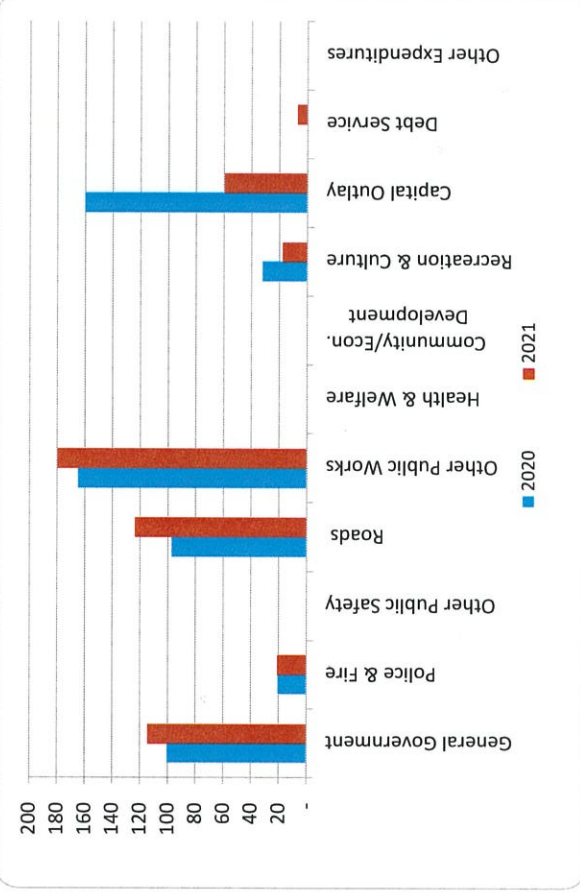
1. Where we spend our money (all governmental funds)



2. Compared to the prior year

	2020	2021	% change
General Government	\$ 65,812	\$ 74,320	12.93%
Police & Fire	13,500	13,500	0.00%
Other Public Safety	-	-	N/A
Roads	63,823	80,359	25.91%
Other Public Works	108,165	116,620	7.82%
Health & Welfare	-	-	N/A
Community/Econ. Development	-	-	N/A
Recreation & Culture	21,045	11,427	-45.70%
Capital Outlay	105,094	38,564	-63.31%
Debt Service	-	4,537	N/A
Other Expenditures	-	-	N/A
Total Expenditures	\$ 377,439	\$ 339,327	-10.10%

3. Spending per capita - compared to the prior year



4. Historical trends of individual departments:



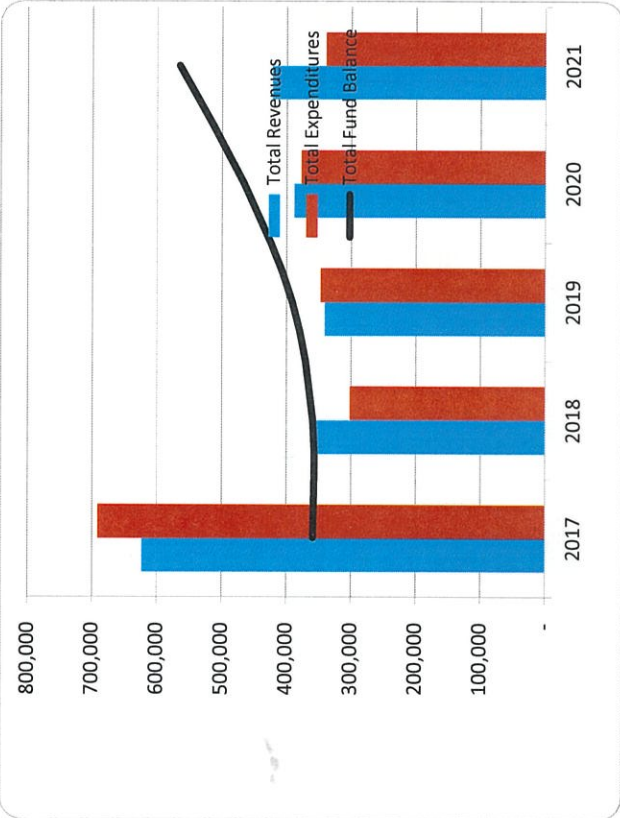
Commentary:

For more information on our unit's finances, contact Janice Jourdan at 989-291-3485.

CITIZEN'S GUIDE TO LOCAL UNIT FINANCES - Village of Sheridan (593060)

FINANCIAL POSITION

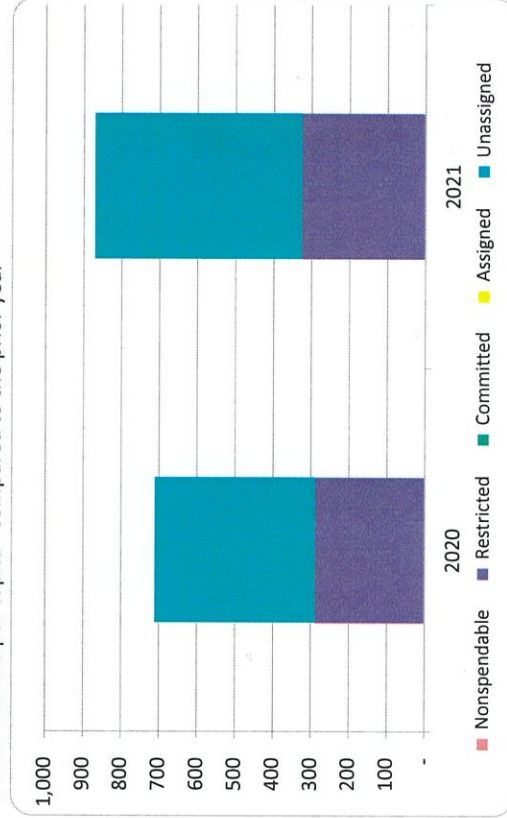
1. How have we managed our governmental fund resources (fund balance)?



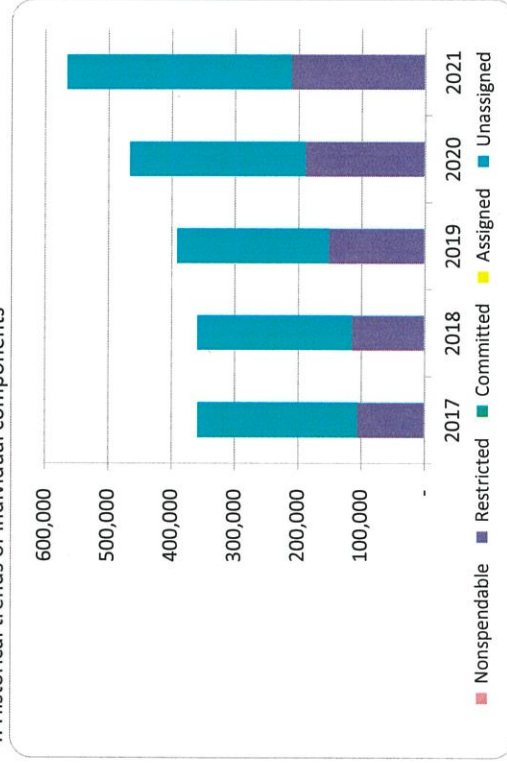
2. Compared to the prior year

	2020	2021	% change
Revenue	388,766	422,862	8.77%
Expenditures	377,439	339,327	-10.10%
Surplus (shortfall)	11,327	83,535	637.49%
Fund balance, by component:			
Nonspendable	-	-	N/A
Restricted	189,526	211,569	11.63%
Committed	-	-	N/A
Assigned	-	-	N/A
Unassigned	276,686	354,139	27.99%
total fund balance	466,212	565,708	21.34%

3. Fund balance per capita - compared to the prior year



4. Historical trends of individual components



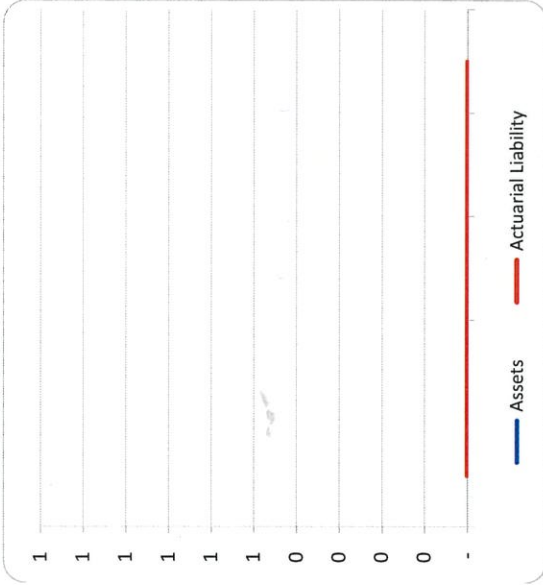
Commentary:

For more information on our unit's finances, contact Janice Jourdan at 989-291-3485.

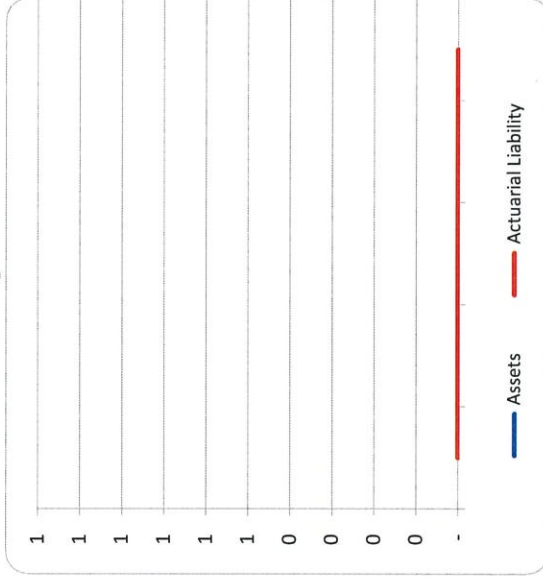
CITIZEN'S GUIDE TO LOCAL UNIT FINANCES - Village of Sheridan (593060)

OTHER LONG TERM OBLIGATIONS


1. Pension funding status



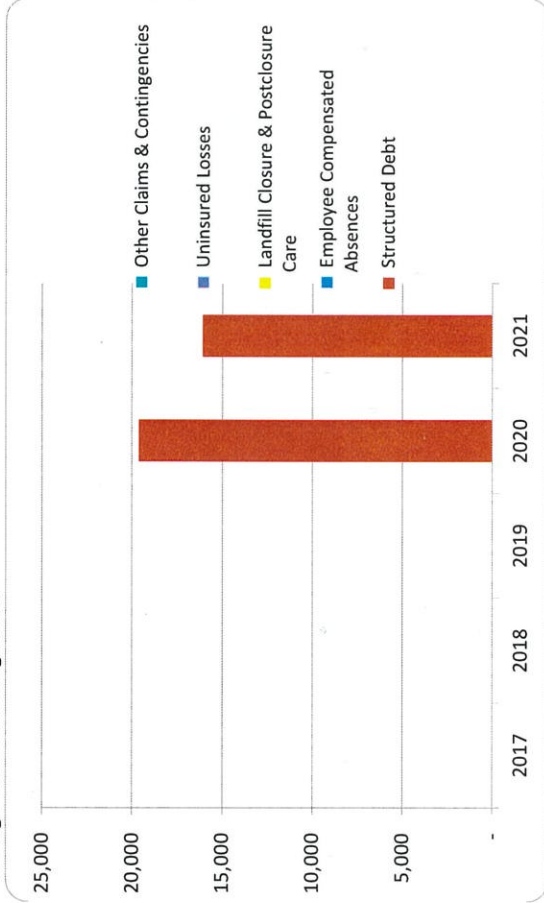
2. Retiree Health care funding status



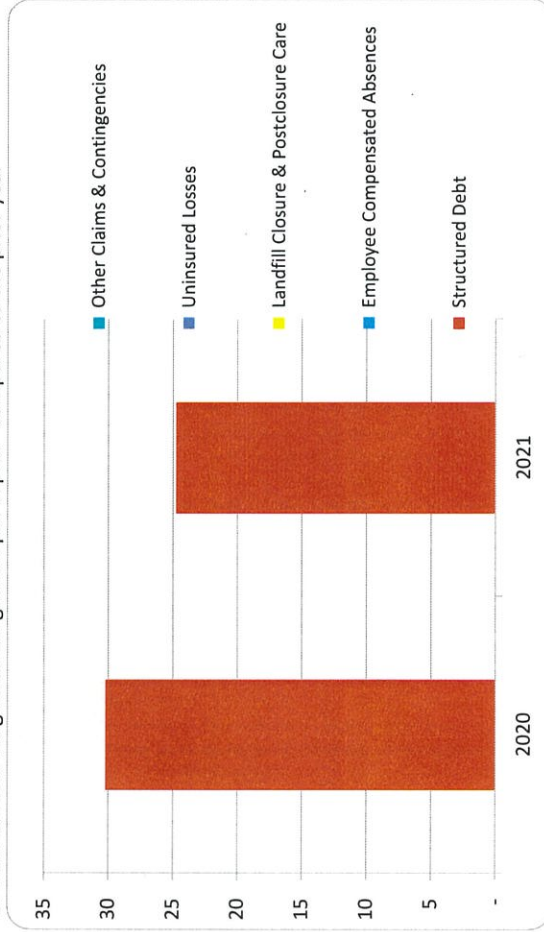
3. Percent funded - compared to the prior year



4. Long Term Debt obligations:



5. Debt & other long term obligations per capita - compared to the prior year



Commentary: We do not have any unfunded pensions or unfunded OPEB (other post-employment benefit)

For more information on our unit's finances, contact Janice Jourdan at 989-291-3485.