

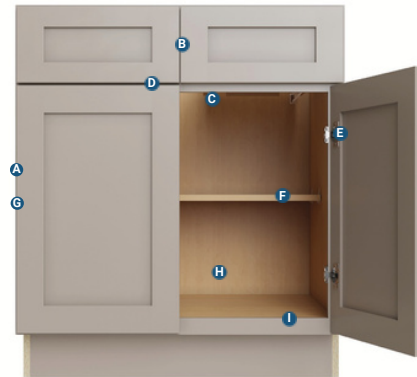
# LANDIS

CABINETS & COUNTERTOPS CO.





Premier Series	
Cabinet Box	A 1/2" 7-ply plywood
Drawer Box	B 5/8" solid wood, dovetailed
Drawer Slides	C Undermount, full extension, metal soft-close w/ ball bearings
Door & Drawer Front	D Full overlay; 5-piece doors & drawers; solid wood stiles & rails; MDF center panel
Hinge	E 6-way adjustable, soft-close
Shelves	F Adjustable, 3/4" plywood
Exterior Finish	G Finished to match doors
Interior Finish	H Natural birch veneer
Face Frame	I Solid wood
Certifications	TSCA VI, CARB 2, KCMA



# Premier Series

Our Premier Series offers distinctive touches and superb craftsmanship, satisfying either the traditional or modern design palette with a look to fit any lifestyle.



## Premier Series





Builder Series	
Cabinet Box	A 1/2" engineered wood sides, plywood back
Drawer Box	B 5/8" solid wood, dovetailed
Drawer Slides	C Undermount, 3/4 extension, non-soft-close (option to upgrade to soft-close, full extension)
Door & Drawer Front	D Partial overlay, 5-piece doors & drawers; HDF stiles & rails; MDF center panel
Hinge	E 6-way adjustable, soft-close
Shelves	F Adjustable, 3/4" engineered wood
Exterior Finish	G Finished to match doors
Interior Finish	H Natural melamine
Face Frame	I Solid wood
Certifications	TSCA VI, CARB 2, KCMA



\*Builder Series comes standard with slab drawer fronts and can be upgraded to soft-close glides (or drawers) on assembled orders.

# Builder Series

Our **Builder Series** is an affordable option for builders and designers. Bring any room together with a variety of options that allow you to create a space that will become your new favorite.



## Builder Series



ESSENTIAL WHITE (EW)

ESSENTIAL GRAY (EG)






# Oslo

Modern, minimal, and elegant, Oslo's slim profile is ideal for contemporary design. Available in stained rift white oak and bright white, the finishes can be used together to create a two-toned design or stand alone for a dramatic look.

- Full overlay doors provide a seamless aesthetic
- Soft-close doors and drawers prevent slamming
- Dovetail drawer construction
- Full extension drawers ensure easy access
- Durable solid wood cabinet box and drawers
- Premium finish delivers a lifetime of beauty and durability



Oslo Oak



Oslo White



# Shaker

**Classic, crisp, and adaptable, Shaker's simplicity offers pleasing proportions and limitless flexibility. Shaker White is available with a slab or 5-piece drawer, providing further design possibilities ranging from traditional to contemporary.**

- Full overlay doors provide a seamless aesthetic
- Soft-close doors and drawers prevent slamming
- Dovetail drawer construction
- Full extension drawers ensure easy access
- Durable solid wood cabinet box and drawers
- Premium finish delivers a lifetime of beauty and durability
- Shaker White comes standard with slab drawer fronts but can be upgraded to 5-piece construction



\*Slab

Shaker Designer White



\*5 Piece

Shaker Designer White



Shaker Sand



Shaker Kodiak



Shaker Espresso




# Brooklyn

This transitional door complements a range of styles from modern to rustic to traditional. Find charm in Brooklyn Bright White or Brooklyn Modern Gray and install a Fawn, Slate or Midnight island for the perfect kitchen accent that your guests will love.

- Full overlay doors provide a seamless aesthetic
- Soft-close doors and drawers prevent slamming
- Dovetail drawer construction
- Full extension drawers ensure easy access
- Solid wood cabinet box and drawers provide

- exceptional durability
- Premium finish delivers a lifetime of beauty and durability




Brooklyn Bright White



Brooklyn Modern Gray



Brooklyn Midnight



Brooklyn Slate



Brooklyn Fawn



# Napa

**Napa White offers dimension and elegance. The bright white finish and raised center panel provide a charming and traditional feel that is perfect for any home.**

- Full overlay doors provide a seamless aesthetic
- Soft-close doors and drawers prevent slamming
- Dovetail drawer construction
- Full extension drawers ensure easy access
- Solid wood cabinet box and drawers provide exceptional durability
- Premium finish delivers a lifetime of beauty and durability



Napa White



# Essential

Essential line offers a timeless design at an affordable price. This door comes in two popular colors that can be used together to create a dynamic space.

- Partial overlay construction offers an affordable option
- Hybrid construction featuring engineered wood sides, a plywood back, and a solid wood face frame
- Broad selection of SKUs and moldings provide functionality as well as unique touches
  - Soft-close doors are standard and drawers can be upgraded to premium construction with soft-close
- Premium finish delivers a lifetime of beauty and durability



Essential White



Essential Gray