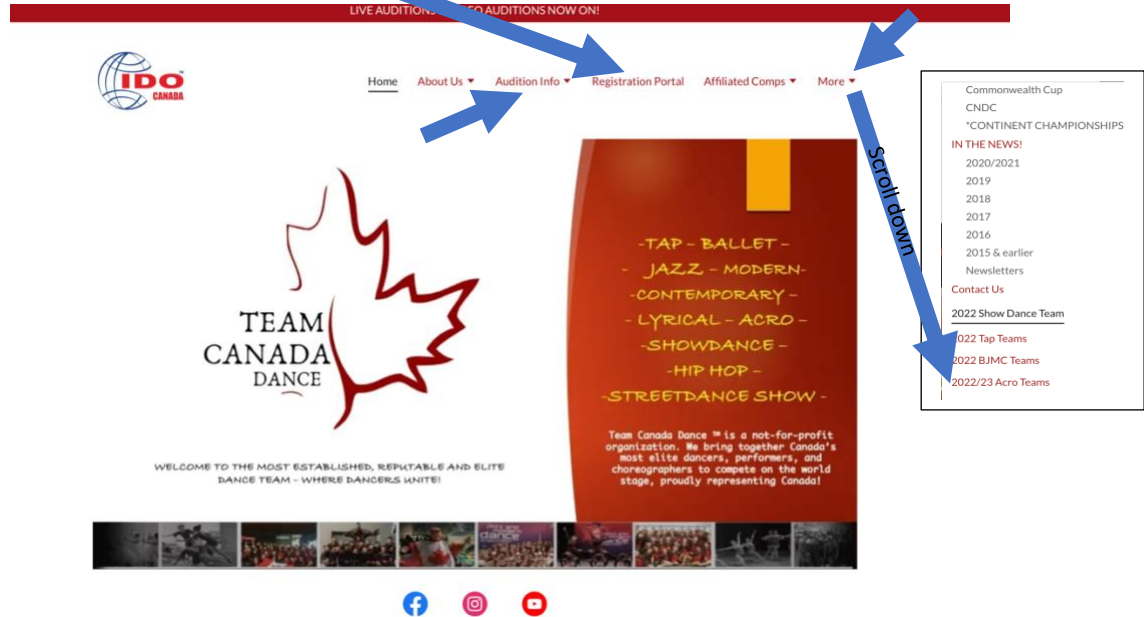


HOW TO REGISTER FOR THE TEAM/TRAVEL

**pictures may not reflect what you see on your screen. This is a guide only.*

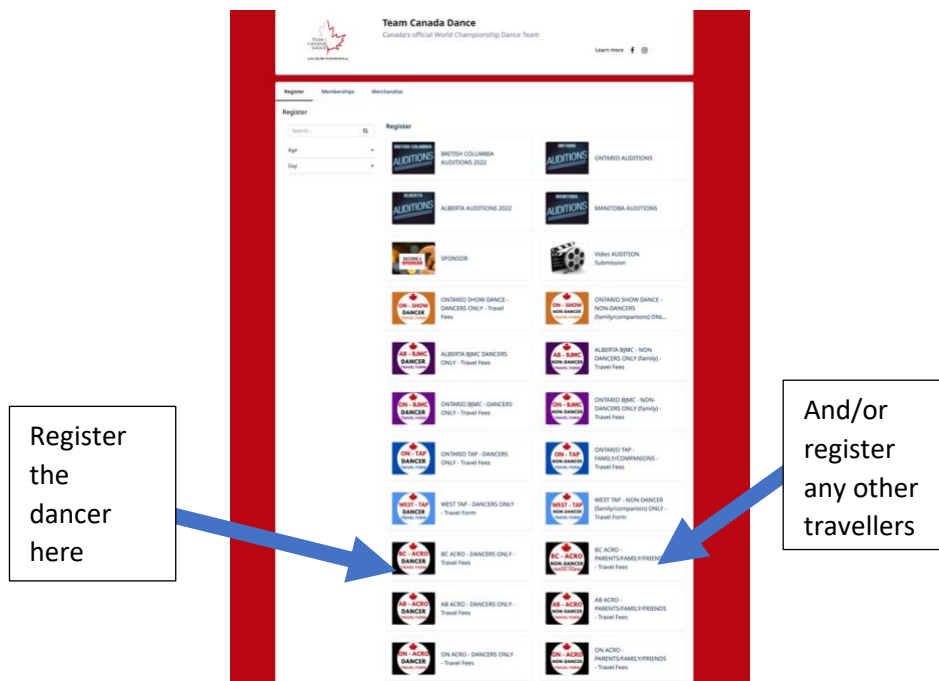
- 1) You can access the **Registration Portal** through our website homepage, www.teamcanadadance.ca



The registration portal can also be found under **Audition Info** as well as the **ACRO team** page (under *More*).

OR

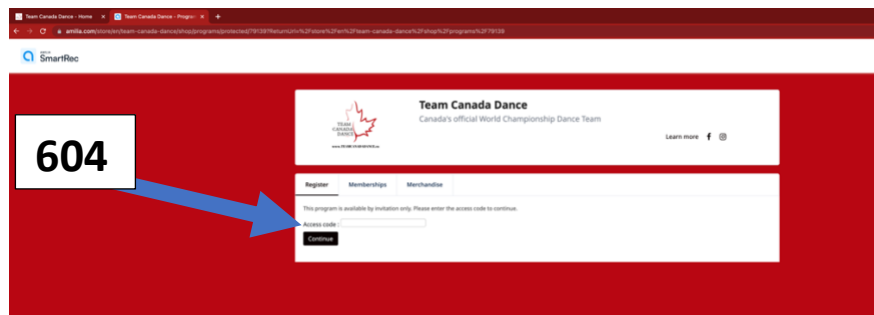
Go to the registration system <https://www.amilia.com/store/en/team-canada-dance/shop/programs>



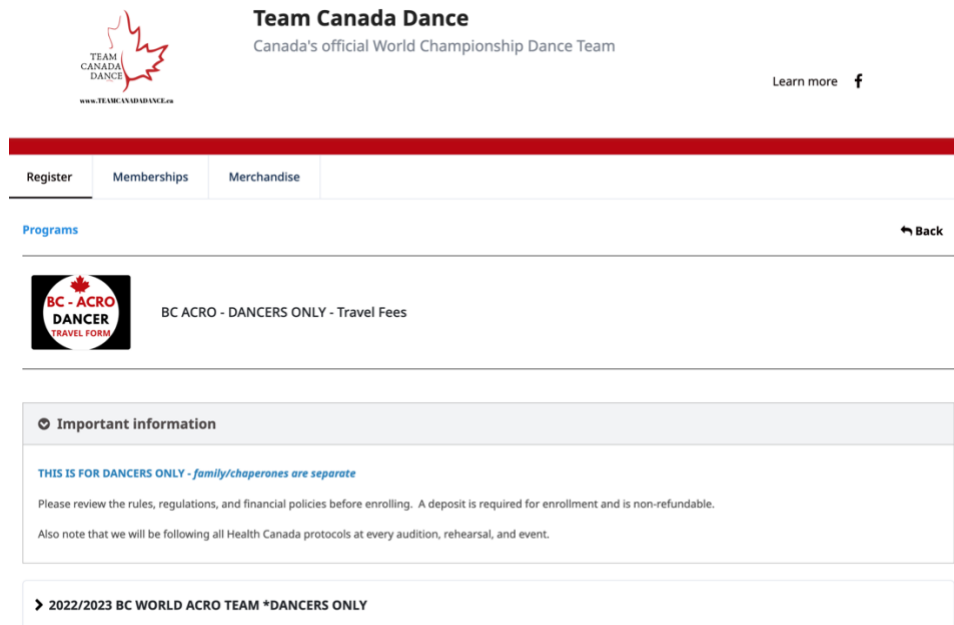
2) Select **BC ACRO Dancer** (for the dancer)



3) After you click on **BC ACRO DANCER**, you will see a new window asking for an access code. This code is there simply so that families do not register for the wrong genre/province. It happens!
The access code for BC ACRO DANCER is 604 (like the area code).



This will bring you to the BC ACRO Dancer registration page for the trip



- 4) Click on **2022/2023 BC ACRO TEAM *DANCERS ONLY**, then **+ ALL EVENTS/COMPLETE TEAM TRAVEL** OR **+ 2023 WORLD ACRO CHAMPIONSHIP ONLY**. Here, you will see the registration for **Children, Junior, and Adult ACRO dancers**.
I will use the first option for my example.



ON ACRO - DANCERS ONLY - Travel Fees

Important information

THIS IS FOR DANCERS ONLY - family/chaperones are separate

Please review the rules, regulations, and financial policies before enrolling. A deposit is required for enrollment and is non-refundable.

Also note that we will be following all Health Canada Covid-19 Protocols at every audition, rehearsal, and event. You will be emailed a separate Covid-19 Protocol form to fill out and sign before attending rehearsals (through TeamSnap). Vaccination is required to travel and participate in rehearsals throughout the year.

Important information

THIS IS FOR DANCERS ONLY - family/chaperones are separate

Please review the rules, regulations, and financial policies before enrolling. A deposit is required for enrollment and is non-refundable.

Also note that we will be following all Health Canada protocols at every audition, rehearsal, and event.

2022/2023 BC WORLD ACRO TEAM *DANCERS ONLY

+ 2023 WORLD ACRO CHAMPIONSHIP ONLY



*CHILDREN'S TEAM (under 12)

IDO World Acrobatic Dance Championship, July 22-23, 2023

For **CHILDREN'S TEAM DANCERS** (under 12) competing at the 2023 IDO World Acrobatic Dance Championship *ONLY

[More information ...](#)

Schedule: From Thursday, July 20, 2023 at 12:00 AM until
Wednesday, July 26, 2023 at 11:59 PM

Start date: 7/20/2023

Session

\$2,500.00

[Show Installments](#)

Total amount: \$2,500.00

\$0.00 now
\$2,500.00 / month, 1 Installment

\$0.00 now
2 Installments of \$1,250.00

\$0.00 now
\$625.00 / month, 4 Installments

\$0.00 now
\$2,500.00 / month, 1 Installment

\$0.00 now
\$2,500.00 / 2 months, 1 Installment

[Show Installments](#)



*JUNIOR TEAM (13-16)

IDO World Acrobatic Dance Championship, July 22-23, 2023

For **JUNIOR TEAM DANCERS** (13-16) competing at the 2023 IDO World Acrobatic Dance Championship *ONLY

[More information ...](#)

Schedule: From Thursday, July 20, 2023 at 12:00 AM until
Wednesday, July 26, 2023 at 11:59 PM

Start date: 7/20/2023



*ADULT TEAM (17 & over)

IDO World Acrobatic Dance Championship, July 22-23, 2023

For **ADULT TEAM DANCERS** (17 & over) competing at the 2023 IDO World Acrobatic Dance Championship *ONLY

[More information ...](#)

Schedule: From Thursday, July 20, 2023 at 12:00 AM until
Wednesday, July 26, 2023 at 11:59 PM

Start date: 7/20/2023

Session

\$2,500.00

[Show Installments](#)

More
information

You can click on the **Show Installments** to see the installments.

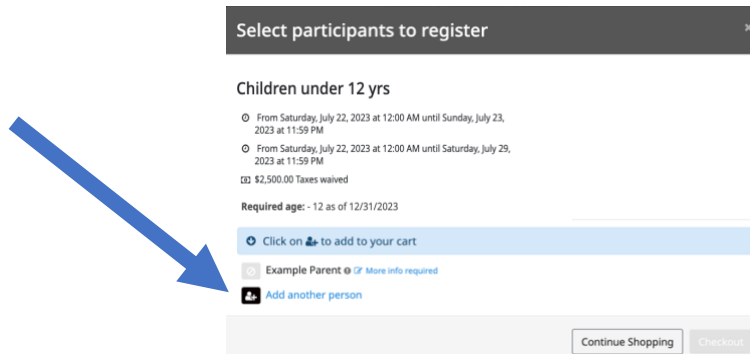
Or you can click on the **More information...** to see more. Click the **Back** button in the upper right to go back to the previous screen. Or you can go to the black box in the upper right corner that says **REGISTER**

5) On the previous screen, select the **black box**

6) You will be brought to a login page. Create an account if you haven't already done so for auditions. Account holders must be over 18 yrs.

7) You will then be asked which person you would like to register. Select

 [Add another person](#)



Select participants to register

Children under 12 yrs

- ☐ From Saturday, July 22, 2023 at 12:00 AM until Sunday, July 23, 2023 at 11:59 PM
- ☐ From Saturday, July 22, 2023 at 12:00 AM until Saturday, July 29, 2023 at 11:59 PM

☐ \$2,500.00 Taxes waived

Required age: - 12 as of 12/31/2023

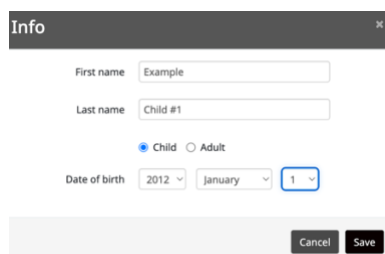
[Click on !\[\]\(37a431eb85c25d6ebe9a13bc12f426c1_img.jpg\) to add to your cart](#)

☐ Example Parent [More info required](#)

☒ [Add another person](#)

[Continue Shopping](#) [Checkout](#)

8) You will have to add each dancer one at a time.



Info

First name

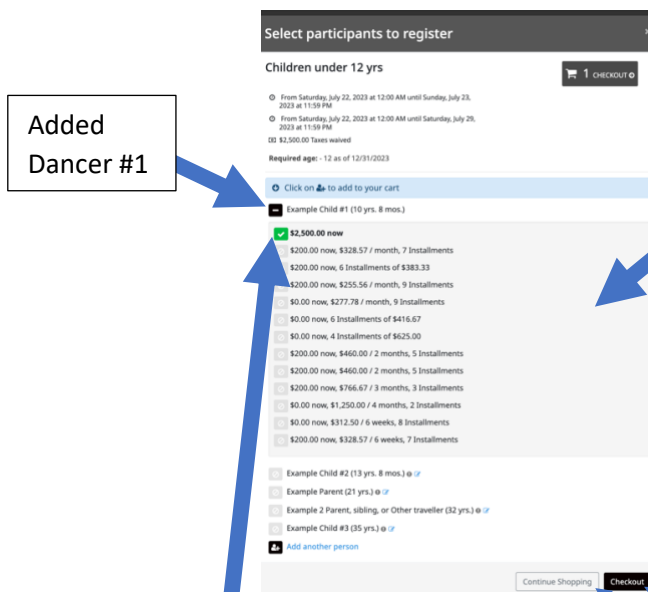
Last name

☒ Child ☐ Adult

Date of birth

[Cancel](#) [Save](#)

9) When you add a dancer, you will have to option of selecting **an installment plan** or choose the **full amount** for E-transfers or other methods of payment.



Select participants to register

Children under 12 yrs

☒ [Click on !\[\]\(63432a4ff562ddf8e5709bd8921efd0e_img.jpg\) to add to your cart](#)

☒ Example Child #1 (10 yrs, 8 mos.)

☒ **\$2,500.00 now**

- ☐ \$200.00 now, \$328.57 / month, 7 Installments
- ☐ \$200.00 now, 6 Installments of \$383.33
- ☐ \$200.00 now, \$255.56 / month, 9 Installments
- ☐ \$0.00 now, \$277.78 / month, 9 Installments
- ☐ \$0.00 now, 6 Installments of \$416.67
- ☐ \$0.00 now, 4 Installments of \$625.00
- ☐ \$200.00 now, \$460.00 / 2 months, 5 Installments
- ☐ \$200.00 now, \$460.00 / 2 months, 5 Installments
- ☐ \$200.00 now, \$766.67 / 3 months, 3 Installments
- ☐ \$0.00 now, \$1,250.00 / 4 months, 2 Installments
- ☐ \$0.00 now, \$312.50 / 6 weeks, 8 Installments
- ☐ \$200.00 now, \$328.57 / 6 weeks, 7 Installments

☐ Example Child #2 (13 yrs, 8 mos.) [More info required](#)

☐ Example Parent (21 yrs.) [More info required](#)

☐ Example 2 Parent, sibling, or Other traveller (32 yrs.) [More info required](#)

☐ Example Child #3 (35 yrs.) [More info required](#)

☒ [Add another person](#)

[Continue Shopping](#) [Checkout](#)

10) For this example, I will choose the **full amount** or **\$2,500 now**

11) For this example, I will not choose **Continue Shopping** but rather the **Checkout** button

12) You will be brought to **Your Order** to verify

Team Canada Dance

1 2 3 4
Your order Your information Payments Confirmation

🔒 Your order : 1 item

[Continue Shopping](#) [Checkout](#)

BC ACRO - DANCERS ONLY - Travel Fees - 2022/2023 BC WORLD ACRO TEAM *DANCERS ONLY - 2023 WORLD ACRO CHAMPIONSHIP ONLY - *CHILDREN'S TEAM (under 12)
▲ Participant: LITTLE B Dyer
Session
Schedule:
○ From Thursday, July 20, 2023 at 12:00 AM until Wednesday, July 26, 2023 at 11:59 PM
📷 Lexy Cox

\$2,500.00 \$2,500.00 [Remove](#)

Service fees \$25.00 \$25.00

Sub Total \$2,525.00
HST \$0.00
Order Total \$2,525.00

[Checkout](#)

13) For this example, I will select **Checkout**. You can also choose the **Continue Shopping** in the upper right corner if you want to add another dancer. I will **Checkout** at this time.

14) You will be brought to a page with **the Account Owner information**. You will have to validate all sections to **continue with your purchase**.

SmartRec

Team Canada Dance

1 2 3 4
Your order Your information Payments Confirmation

🔒 Your information

Validate all sections to continue your purchase. [Add more items](#)

Account owner
Example Parent

Example Child #1

Account owner : Example Parent

First name Example Last name Parent

Address 1 555 Amazing St

Address 2 (optional) Apartment, suite, unit, building, floor, etc.

Country Canada State/Province ON - Ontario

City Toronto Zip/Postal Code M4A 3L9

Email exampledanceteam@gmail.com

Home Phone 5192775111 Work Phone

Cellular 5192775111 Extension (optional)

Please make sure to fill at least one phone number

[Continue my purchase](#)

Validate all sections to continue your purchase.

SmartRec will take you back to your home page at any time

15) You will then be brought to the **Dancers Information page**. In my example, I am **registering Example Child #1**. Please validate all sections to continue your purchase

Team Canada Dance

1 Your order 2 Your information 3 Payments 4 Confirmation

Your information Validate all sections to continue your purchase. [Add more items](#)

Account owner
Example Parent ✓

Example Child #1

Personal information : Example Child #1

Date of birth: 1/1/2012 This information can be modified in your account settings.

Gender: Female


Email: examplebjmcteam@gmail.com

School (optional): Awesome School of Dance /or/ University of Dance

Pairing with a Friend

First name (optional): Last name (optional):

Picture (optional)

 [Change the picture](#)

☐ Check here if no known medical conditions.

Allergies (optional)

☒ Nuts ☐ Peanuts
☐ Eggs ☐ Insect bites/stings
☐ Seafood

Other (optional):

Allergic reactions (optional): anaphylactic

Medical conditions (optional)

☐ Asthma ☐ Incontinence

For school, please select your home studio or university if you are no longer part of a dance school. You may put where you trained as well. The picture is optional but it helps if you can add one. In terms of **medical conditions** or **allergies**, you only need to let us know anything that may impact travel or dance in any way – such as a nut allergy or any other allergy that can lead to anaphylaxis, or if you have a seizure disorder and we may be the ones that need to help at some time, etc.... Those choices are automatic with the system, we don't need to know if you are incontinent (that was already there)! Diabetes would be good to know in case there is an emergency with blood sugars, same with asthma....you get the idea. We won't share the health information unless it's absolutely necessary (for instance, a paramedic is called) or you don't mind others knowing in case there is an emergency. We always seem to have at least one parent who is in the medical field which is nice.

TRAVEL OPTIONS: (optional)

☒ Team Travel (optional) ☐ Team Extended Travel (optional)

Payment Options (optional)

Other

Please attach a copy of your passport *PASSPORT CANNOT EXPIRE WITHIN 6 MONTHS OF TRAVEL! We have had dancers/parents turned away at customs in the past - please check your expiry date and take any needed action. IT IS YOUR RESPONSIBILITY, NOT OURS OR THE AIRLINE! If you are in need to renew, please attach expired passport until replaced by new one. If do not have one at all at this time, please take a picture of a note saying you are in the process of getting a passport, then replace picture with passport once you get it. We need this information for the airline. (optional)

Passport Photo.png

Choose a file

Are you vaccinated or willing to be vaccinated to be a part of the team? (optional)

☒ Yes (optional) ☐ No (optional) Specify (optional)

Please submit proof of covid vaccination and ensure that all core vaccines are up-to-date for traveling. (optional)

Vaccine Proof Photo.png

Choose a file

If you are a dancer not travelling with family, please list someone you may want to room with. We will pair the dancer with a friend/chaperone in the next room (optional)

You will need to upload your **passport** photo to continue. Please use an old one now and replace it when you get a new one, or if you don't have any yet, just take a pic of a piece of paper with "passport is coming..."

16) Before you can continue the purchase, you will need to review the **terms and conditions**

Please review our terms and conditions. If there is something you would like to discuss, please let us know.

Read me

Select a Primary Legal Guardian

Example Parent Edit New

Select a Secondary Legal Guardian (optional)

None Edit New

Select an Emergency Contact

Example Parent Edit New

Select a second Emergency Contact

Please select... Edit New

Continue my purchase

Validate sections to continue your purchase.

Confirm

RELEASE OF LIABILITY In consideration of the permission granted by Team Canada Dance and the donated studio usage for auditions, rehearsals and its agents (including the Director, choreographers, chaperones, studio owners, CNDT, CNDG, CDO, IDQ, and Team Canada Dance Hip Hop, Streetdance, Tap, Ballet, Jazz, Modern, Showdance, Acro, Commonwealth teams, World Dance Teams, Team Canada Dance and/or Team Canada Dance Org) for allowing the registered dancers and parent(s), or guardian(s) or participants agree with the follows A. That neither I/We or the Participant shall hold Team Canada Dance Org. and their directors or choreographers liable for any loss, damage, expense, injury, or death whatsoever, suffered or incurred by the Participant arising out of, or any way attributable to the activities inherent in Team Canada Dance participation and the IDO World Championships, or to the use of the Land(s) or any vehicle before, studio, rehearsals, during or after his or her participation in Team Canada Dance activities. B. To be involved in Team Canada Dance auditions and rehearsals and travel C. That Team Canada Dance, Canadian National Dance Championships, Dance Studio, the rehearsal studios or their owners, choreographers and staff, Team Canada National Director Bonnie Dyer, Assistant Directors Alison Sharp and Melissa Dyer, International Dance Organization, Competition Organizers, or any of the Team Canada Dance Choreographers of which are not liable for any accidents or injuries or cancellations of any events in connection with World Dance Championships. D. I/We understand that there is an element of risk involved in some activities engaged in by Team Canada Dance, or in the transportation to and from these activities. I/We

Close Accept

17) And fill in the **emergency contact** information. Then **Continue my purchase** which will take you to the payment page.

18) If you check out at this point, you will see the following.

Team Canada Dance

Your order Your information **Payment** Confirmation

Payment [View order details](#) [Add more items](#)

Certain items in your cart may require an online payment. Any amount not paid online will then automatically be added to your account.

Select an amount to pay:

\$2,525.00 online	\$0.00 online \$2,525.00 offline
-----------------------------	---

If you select the box with **\$0.00 (online)/\$2,525.00 (offline)**, which is what you would select if you were going to pay all your travel fees by **e-transfer/cheque/cash**, then you will be brought to a **receipt page**. Your account will be updated every time you send a payment.

Team Canada Dance

Your order Your information **Payment** Confirmation

Payment [View order details](#) [Add more items](#)

\$2,525.00
offline
Your transaction is not complete until you accept the general terms of Team Canada Dance and click the complete purchase button.

You will need to make a payment directly to Team Canada Dance.

☐ I accept the [Terms and conditions](#)

[Previous](#) | **Complete purchase**

Accept the [terms and conditions](#), and **Complete purchase**

You will get a receipt like this:

Team Canada Dance

✓

✓

✓

✓

Your orderYour informationPaymentConfirmation

Confirmation

[Return to store](#)

Share

Print

Your order has been successfully completed.

Invoice Number: 15199316

Date: 9/3/2022

Client

Example Parent
555 Amazing St
Dancetown, NT
X0X 0X0

Organization

Team Canada Dance
146 Bristol St
Guelph, ON
N1H 3L9

Session activities

2022/2023 BC WORLD ACRO TEAM *DANCERS ONLY - 2023 WORLD ACRO CHAMPIONSHIP ONLY - *CHILDREN'S TEAM (under 12)

\$2,500.00

Participant: LITTLE B Dyer

Schedule:
From Thursday, July 20, 2023 at 12:00 AM until Wednesday, July 26, 2023 at 11:59 PM
Monterrey, Mexico
Lexy Cox
Note: Please Inquire about offline payments such as E-transfer and payment by cheque Taxes are included in the cost. Cost and taxes cannot be itemized due to group bookings and money conversion.

Fees

Service fees

\$25.00

Sub Total

\$2,525.00

HST

\$0.00

Order Total

\$2,525.00

Important - Please note

ON ACRO - DANCERS ONLY - Travel Fees

Confirmation for ONTARIO ACRO DANCERS ONLY participating in the IDO World Acrobatic Dance Championships in Monterrey, Mexico, July 2023

Please make sure your passport is valid within 6 months of traveling.

Additional information is on our website www.teamcanadadance.ca

*please note that TAXES ARE INCLUDED. We pay different taxes in multiple countries so the taxes cannot be broken down on invoice so they appear as 'waived'.

Share

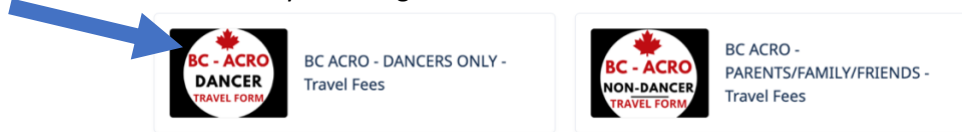
Print

Share

Print


If you select [Return to Store](#) or [Add more items](#) (previous page - before you completed the purchase), you can then add another dancer or parent/sibling/traveler.

19) **DANCER EXAMPLE 2:** I will then add a dancer and select an instalment plan for you to see that example.
I will add in another dancer by selecting Return to Store




20) This dancer will be a **junior**. You can see the installments Click on the **black** box to get started

▼ 2022/2023 BC WORLD ACRO TEAM

+ 2023 WORLD ACRO CHAMPION  [Add another person](#)

ALL EVENTS/COMPLETE TEAM TRAVEL



***CHILDREN'S TEAM (under 12)**

IDO World Acrobatic Dance Championship, July 22-23, 2023, and staying for the IDO World Dance Challenge Workshop and Competition, July 24-29, 2023.


For CHILDREN'S TEAM DANCERS (under 12)

[More information ...](#)

Schedule: ☉ From Thursday, July 20, 2023 at 12:00 AM until Sunday, July 30, 2023 at 11:59 PM


Start date: 7/20/2023

Session



\$2,800.00

[Show Installments](#)



***JUNIOR TEAM (13-16)**

IDO World Acrobatic Dance Championship, July 22-23, 2023, and staying for the IDO World Dance Challenge Workshop and Competition, July 24-29, 2023.


For JUNIOR TEAM DANCERS (13-16)

[More information ...](#)

Schedule: ☉ From Thursday, July 20, 2023 at 12:00 AM until Sunday, July 30, 2023 at 11:59 PM


Start date: 7/20/2023

Session



\$2,800.00

[Show Installments](#)



***ADULT TEAM (17 & over)**

IDO World Acrobatic Dance Championship, July 22-23, 2023, and staying for the IDO World Dance Challenge Workshop and Competition, July 24-29, 2023.


For ADULT TEAM DANCERS (17 & over)

[More information ...](#)

Schedule: ☉ From Thursday, July 20, 2023 at 12:00 AM until Sunday, July 30, 2023 at 11:59 PM

Start date: 7/20/2023

Session



\$2,800.00

[Show Installments](#)

21) Add another dancer

22) This dancer will be **Example Dancer #2**, repeat point 8) with the name/info and select an instalment plan

Choose the instalment plan with the \$200 now if you are paying your deposit by credit card OR choose the instalment plan with \$0 now, and future credit card instalments if you plan to etransfer your deposit but pay the rest by credit card.

The screenshot shows a registration form titled "Select participants to register" for the "Junior 13-16 yrs" category. It includes event dates (July 22-23, 2023), a required age range (11-16), and a list of payment options. The options include a \$2,500.00 now payment and several instalment plans with varying "now" amounts and monthly payments. Below the payment options are checkboxes for adding other participants like a parent or sibling. At the bottom are "Continue Shopping" and "Checkout" buttons.

23) When you check out with this dancer, you will see the confirm **Your Order** page

The screenshot displays the "Your Order" confirmation page for "Team Canada Dance". It features a progress bar with four steps: "Place order", "Your information", "Payment", and "Confirmation", with the first step being active. Below the progress bar, it shows "Your order : 1 item" with a "Continue Shopping" link and a "Checkout" button. The order details include the item name "BC ACRO - DANCERS ONLY - Travel Fees - 2022/2023 BC WORLD ACRO TEAM *DANCERS ONLY - ALL EVENTS/COMPLETE TEAM TRAVEL - *JUNIOR TEAM (13-16)", the participant name "Maize Dyer", the session "Levy Cox", and the payment plan "\$0.00 now, \$700.00 / month" with a "4 Instalments" badge. The "Service fees" are listed as \$28.00. The summary at the bottom shows a "Sub Total" of \$2,828.00, "HST" of \$0.00, and an "Order Total" of \$2,828.00. A large blue arrow points from the "Order Total" to a "Checkout" button, with a "\$28.00" label and "Amount to pay now" text above it.

24) Checkout

25) When you hit **Checkout**, you will then have to verify the **Account Owner** information

SmartRec

exampleshowdanceteam@gmail.com

Team Canada Dance

1 Your info 2 Your information 3 Payment 4 Confirmation

Your information

Validate all sections to continue your purchase. [Add more items](#)

Account owner
Example Parent
Example Child #2

Account owner : Example Parent

First name: Example Last name: Parent

Address 1: 555 Amazing St

Address 2 (optional): Apartment, suite, unit, building, floor, etc.

Country: Canada State/Province: ON - Ontario

City: Toronto Zip/Postal Code: M4A 3L9

Email: exampledanceteam@gmail.com

Home Phone: 5192775111 Work Phone:

Cellular: 5192775111 Extension (optional):

Please make sure to fill at least one phone number

Continue my purchase

Validate all sections to continue your purchase.

26) Then complete the **(Example Child #2)** dancer information as seen in point 15) example previously

Your information

Validate all sections to continue your purchase. 85:13

Account owner: Example Parent ✓
Example Child #2

Personal information : Example Child #2

Date of birth: 1/1/2009 This information can be modified in your account settings.

Gender: Male

Email: examplechild@gmail.com

School (optional): Wonderful School of Dance

Pairing with a Friend

First name (optional): Last name (optional):

Picture (optional): **Change the picture**

☒ Check here if no known medical conditions.

TRAVEL OPTIONS: *Can be changed up until air tickets are finalized Please note that some of these travel dates are dependent on the number of travelers and may not be possible through the airline. We won't know until the list is submitted. Ballet, Jazz, Modern/Contemporary Team Travel: Nov.25 - Dec. 5* Ballet, Jazz, Modern/Contemporary Extended Travel: Nov. 25 - Dec. 7 Ballet & Jazz Team Travel: Nov. 25-Dec. 3 Modern/Contemporary Team Travel: Nov. 29 - Dec. 5* Modern/Contemporary Extended Travel: Nov. 29 - Dec. 7

☐ TEAM TRAVEL ☐ EXTENDED TRAVEL ☐ Other

Payment Options (optional): **PAY ONLINE**

Please attach a copy of your passport *PASSPORT CANNOT EXPIRE WITHIN 6 MONTHS OF TRAVEL! We have had dancers/parents

And finally, **Continue my purchase** when you are done completing all the fields

27) Because you selected one of the installment plans, you will be brought to the **credit card payment** page.

Team Canada Dance

✓

✓

✓

4

Your orderYour informationPaymentConfirmation

Payment

\$28.00

amount to be paid now

INSTALLMENTS:

By entering your payment information, you agree to be charged for the following installments according to the terms described below:

Maize Dyer
BC ACRO - DANCERS ONLY - Travel Fees -
2022/2023 BC WORLD ACRO TEAM
*DANCERS ONLY - ALL
EVENTS/COMPLETE TEAM TRAVEL -
*JUNIOR TEAM (13-16)

LIST OF PAYMENTS:

Paid now	\$0.00
2023-06-02	\$700.00
2023-07-02	\$700.00
2023-08-02	\$700.00
2023-09-02	\$700.00

View order details

Add more items

Credit card payment

Credit card details

Name on card

Card number

Expiration date

MM/YY

CVV

Billing address

146 Bristol St
Guelph ON N1H 3L9
Canada

☐ Use different billing address

☒ Save card to this account, and allow Team Canada Dance to charge this card for future agreed-upon purchases.

Admin comments (optional)

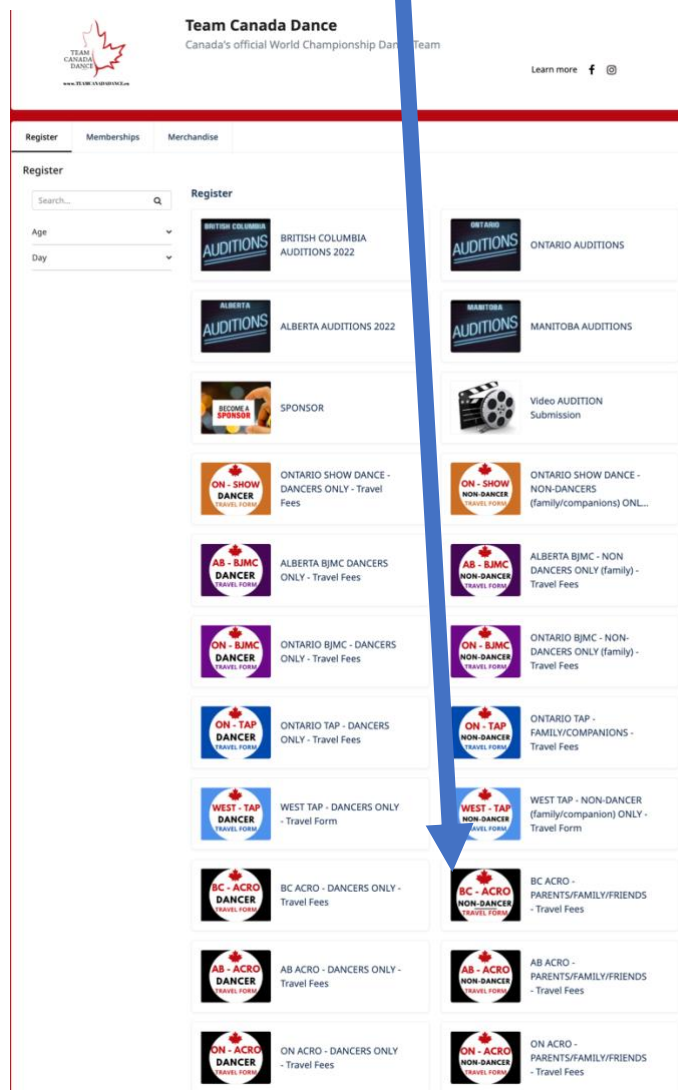
☐ I accept the [terms and conditions](#)

Make payment

Enter your credit card information, **Make payment** and then you will see the receipt page.

Dancer registration is DONE!

28) If you want to add yourself (the account owner) or another person to travel with the dancer, then you must go back to the homepage and select **BC ACRO NON-DANCER (family)**.




29) It will be the same access code **604**

Register Memberships Merchandise

This program is available by invitation only. Please enter the access code to continue.


Access code :

30) At the bottom, click on **2023 BC NON-DANCERS ONLY (family/friends)**, then **+ ALL EVENT/COMPLETE TRAVEL** *OR* **+ 2023 WORLD ACRO CHAMPIONSHIP ONLY**. Here, you will see the registration for **17 & under** or **18 & over**



Here, you will see the registration for **Non-Dancing Child** and **Non-Dancing Adult**.

BC ACRO - PARENTS/FAMILY/FRIENDS - Travel Fees | 2023 BC NON-DANCER (family/friends) | 2023 WORLD ACRO CHAMPIONSHIP
ONLY

 *18 & OVER - Acro Team Travel [Register](#)

Start date: Thursday, July 20 2023.
Schedule:
O From Thursday, July 20, 2023 at 12:00 AM until Wednesday, July 26, 2023 at 11:59 PM
Levy Cox

Resource person: canadaworlddance@gmail.com
Location: Monterrey, Mexico
Description:
IDO World Acrobatic Dance Championship, July 22-23, 2023
For FAMILY/FRIENDS (18 & over) TRAVELING WITH ACRO TEAM DANCERS to the 2023 IDO World Acro Dance Championship ONLY
ACRO TRAVEL: July 20 - July 26, 2023
For this option, you will travel as a team to the World Championship. You will depart Canada 2 days before the start of the competition, and return to Canada the day after the workshop completes
This option includes airfare, hotel, breakfast, airport shuttle in Mexico to the hotel, daily hotel/venue shuttle, choreographer travel, and admission to the Acro Championship
*Please choose the option you prefer when prompted in registration. We will let you know when the deadline is once the airline confirms

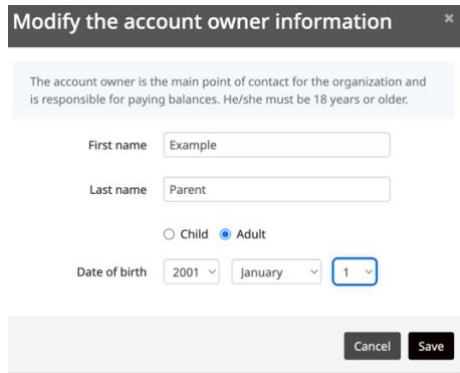
Other options:
ALL TEAM TRAVEL: July 20 - July 30, 2023
For this option, you will travel as a team to the World Acro Championship and IDO World Dance Challenge Competition and Workshops. You will depart Canada 2 days before the start of the competition, and return to Canada the day after the entire event completes.
EXTENDED STAY: July 20 - August 6*, 2023
THIS OPTION IS FOR DANCERS WISHING TO HAVE AN EXTENDED STAY/VACATION AFTER THE EVENT.
For this option, you will travel with the team to the World Championship. You will depart Canada 2 days before the start of the competition and return to Canada a week after the event completes (August 6*).
*unless prior arrangements are made with us as it can perhaps be extended further. Your air reservations will be extended but you must make your own arrangements during that extra time (such as hotel, transportation, etc).

Price: \$2,000.00 Taxes waived
[Show Installments](#)
Required age: 18+ as of 12/31/2023
Notes: Please inquire about offline payments such as E-transfer and payment by cheque
Taxes are included in the cost. Cost and taxes cannot be itemized due to group bookings and money conversion.
More information: Travelling with dancer on team
Share this activity:
[f](#) [t](#) [i](#) [e](#)

Open the **more information...** to see more information. Click **Back** to return to previous page.

- 31) You will then need to choose yourself (the account owner) and/or another person who will be travelling. **You must do this for every traveler.** If you need to add another person, do that here.

 [Add another person](#)



Modify the account owner information

The account owner is the main point of contact for the organization and is responsible for paying balances. He/she must be 18 years or older.

First name:

Last name:

☐ Child ☒ Adult

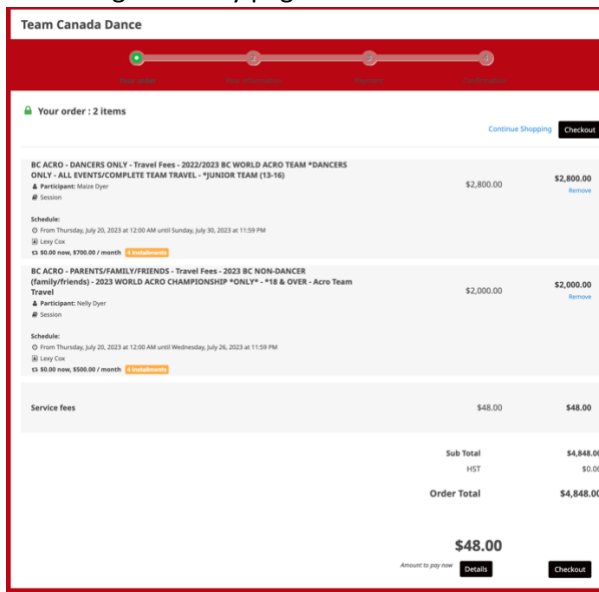
Date of birth:

- 32) If you are selecting yourself (the account owner), then click on your name. If you are selecting someone else, click on their name. For this example, I am choosing a different **installment plan**

Then either **Continue Shopping** or **Checkout**. I am going to Checkout right now.

- 33) For my examples, I had previously added Dancer #2 to an instalment plan and now myself as a parent traveler. I will then see the following summary page:

34)



Team Canada Dance

1 2 3 4

Your order: 2 items

[Continue Shopping](#)

BC ACRO - DANCERS ONLY - Travel Fees - 2022/2023 BC WORLD ACRO TEAM *DANCERS ONLY - ALL EVENTS/COMPLETE TEAM TRAVEL - *JUNIOR TEAM (13-16)	\$2,800.00	\$2,800.00
Schedule: From Thursday, July 20, 2023 at 12:00 AM until Sunday, July 30, 2023 at 11:59 PM Lenny Cox \$10.00 now, \$700.00 / month Continue Shopping		
BC ACRO - PARENTS/FAMILY/FRIENDS - Travel Fees - 2023 BC NON-DANCER (family/friends) - 2023 WORLD ACRO CHAMPIONSHIP *ONLY* - *18 & OVER - Acro Team Travel	\$2,000.00	\$2,000.00
Schedule: From Thursday, July 20, 2023 at 12:00 AM until Wednesday, July 26, 2023 at 11:59 PM Lenny Cox \$10.00 now, \$500.00 / month Continue Shopping		
Service fees	\$48.00	\$48.00
Sub Total		\$4,848.00
HST		\$0.00
Order Total		\$4,848.00
\$48.00 Amount to pay now <input type="button" value="Details"/> <input type="button" value="Checkout"/>		

In this example, I already had the instalment plan from the previous dancer in my cart.

- 35) You will then have to either **Confirm** the **Account Owner** information again, then **Continue my purchase**. It will then ask you to confirm any other travelers that you are currently in the process of checking out

The screenshot shows the 'Your Information' page for 'Example Parent'. The page has a red header with 'Team Canada Dance' and a progress bar. On the left, a sidebar lists 'Account owner: Example Parent', 'Example Child #2', and 'Example Parent'. The main area contains a form for 'Example Parent' with fields for First name, Last name, Address 1, Address 2, Country, City, State/Province, Zip/Postal Code, Email, Home Phone, Work Phone, and Cell phone. A 'Continue my purchase' button is at the bottom right. Two blue arrows point to the button and the 'Example Parent' selection in the sidebar.

Right now it will bring me back to **Example Child #2** to **Confirm my purchase** because I haven't completed that purchase yet. It won't bring me to confirm Example Child #1 because I chose to pay offline and have already completed that purchase. Check the information for accuracy, then **Continue my purchase**

The screenshot shows the 'Personal Information' page for 'Example Child #2'. The page has a red header with 'Team Canada Dance' and a progress bar. On the left, a sidebar lists 'Account owner: Example Parent', 'Example Child #1', and 'Example Parent'. The main area contains a form for 'Example Child #2' with fields for Date of birth, Gender, Email, School, and a section for 'Fostering with a friend' with fields for First name and Last name. There is a 'Change the picture' button next to a placeholder image. A blue arrow points to the 'Continue my purchase' button at the bottom right.

Now (in my example) it will bring me to my Personal Information page where I will finish entering all the information needed for travel. I'm the account holder, but this page has all the needed travel information for the purchase. Finally, click **Continue my purchase** for this traveler (yourself, other parent/sibling).

The screenshot shows the 'Personal Information' page for 'Example Parent'. The page has a red header with 'Team Canada Dance' and a progress bar. On the left, a sidebar lists 'Account owner: Example Parent', 'Example Child #2', and 'Example Parent'. The main area contains a form for 'Example Parent' with fields for Date of birth, Job title, Gender, Email, and a section for 'Picture' with a placeholder image and a 'Change the picture' button. At the bottom, there are 'TRAVEL OPTIONS' with checkboxes for 'Team Travel' and 'Team Extended Travel'. A blue arrow points to the 'Continue my purchase' button at the bottom right.

- 36) When you do **Continue my purchase**, on all travelers added to this purchase **by installment plans**, you will be brought to the **Payment** page where you will enter your credit card information (if you haven't already) or confirm payment method.

Team Canada Dance

Progress bar: 1. Your order (checked), 2. Your information (checked), 3. **Payment** (active), 4. Confirmation

Payment [View details](#) [Add more items](#)

\$440.00
amount to be paid now

INSTALLMENTS:
By entering your payment information, you agree to be charged for the following installments according to the terms described below:

Example Child #2
ON ACRO - DANCERS ONLY - Travel Fees - 2022/2023 ONTARIO - IDO WORLD ACROBATIC DANCE CHAMPIONSHIP - Junior 13-16 yrs

LIST OF PAYMENTS:	
Paid now	\$200.00
2022-10-01	\$460.00
2022-12-01	\$460.00
2023-02-01	\$460.00
2023-04-01	\$460.00
2023-06-01	\$460.00

Example Parent
ON ACRO - PARENTS/FAMILY/FRIENDS - Travel Fees - 2022 WORLD ACRO CHAMPIONSHIP - ON PARENT/SIBLINGS/FRIENDS - UNDER 18 - Team Travel

LIST OF PAYMENTS:	
Paid now	\$200.00
2022-10-01	\$144.48
2022-11-01	\$144.44
2022-12-01	\$144.44
2023-01-01	\$144.44
2023-02-01	\$144.44
2023-03-01	\$144.44
2023-04-01	\$144.44
2023-05-01	\$144.44
2023-06-01	\$144.44

Credit card payment

Credit card details

Cardholder name:

Card number:

Expiration date: CW

Billing address: 555 Amazing St
Toronto ON M4A 3L9
Canada

☐ Use different billing address

☒ Save card to this account, and allow Team Canada Dance to charge this card for future agreed-upon purchases.

☐ I accept the [terms and conditions](#)

Make payment

Fill it in and click on the **Make Payment** box on the lower right side.

You are done! You will get a receipt emailed to you. Credit Card service fees go to the company, not us. That fee comes off the first payment only.

If you need to change your payment options at any time, see the following page.

YOUR ACCOUNT

- A) Go to your account home page. You can click on the **SmartRec** icon in the top left corner to get back home. You will then see the following **Quick View**:

The screenshot shows the SmartRec account home page. A black vertical sidebar on the left contains navigation links: Home, Billing, Purchases, Wallet, Members, Memberships cards, Communication, Documents, and Settings. The main content area is titled 'Home' and includes a 'Quick access' section with a 'Team Canada Dance' card showing a balance of \$3939.00. Below this is a 'My calendar' for August 2022. To the right, there are 'Upcoming events' for 'Children Team (12 & under)' and 'Example Child #1'. Annotations with blue arrows point to various elements: one points to the 'Team Canada Dance' card with the text 'Click on our name and it will take you back to the 'store''; another points to the 'Quick access' section with the text 'I will now go over the following info in the black bar'; a third points to the 'Balance owing for all travelers' section with the text 'Balance owing for all travelers'; a fourth points to the 'Upcoming events' section with the text 'What you signed up for'; and a fifth points to the 'Travellers you signed up' section with the text 'Travellers you signed up'. A sixth annotation points to the top right corner with the text 'You will either see the picture of the travellers or the initials if you didn't add a photo. We won't use these pics for'.

- B) **BILLING:** On the left black vertical bar you will see Billing. You will see how much is still owing, history, and you can make a payment outside of the instalment schedule with your credit card if you wish. Sometimes if there is a balance due to a held or missed payment, you can balance the account here.

The screenshot shows the SmartRec account billing page. The left sidebar is labeled 'Billing'. The main content area is titled 'Team Canada Dance' and shows a 'Balance : \$3939.00'. Below this, there is a section for 'Account owner' with the name 'Example Parent'. The 'Billing' section includes a 'Filter' dropdown set to 'All' and a search bar. Below this is a table with columns for 'ID', 'Date', 'Amount', and 'Balance'. The table contains one row with the following data: ID: Invoice: Online purchase 15079160, Date: Aug 24, 2022 1:13 PM, Amount: \$3939.00, Balance: \$3939.00. There are buttons for 'Store ID', 'Make payment', and 'Account history'.

If you choose to [Make a Payment](#) here, you will see the payment page. This is used for making any payment by credit card outside of the regularly scheduled installment plan or paying off a balance.

Personal account
Example Parent ▾

- Home
- Billing
- Purchases
- Wallet
- Members
- Memberships cards
- Communication 1
- Documents
- Settings

Find a store

User account > Billing

Make a payment

Team Canada Dance

Outstanding invoices

<input type="checkbox"/>	Invoice	Date	Status	Total	Balance
<input type="checkbox"/>	15079160	2022-08-24	Unpaid	\$3,939.00	\$3,939.00

Payment information

Amount

\$0

Enter the amount you want to pay

Payment type

Credit card ▾

Credit card details

Cardholder name

Card number

Expiration date

MM/YY

CVV

Billing address

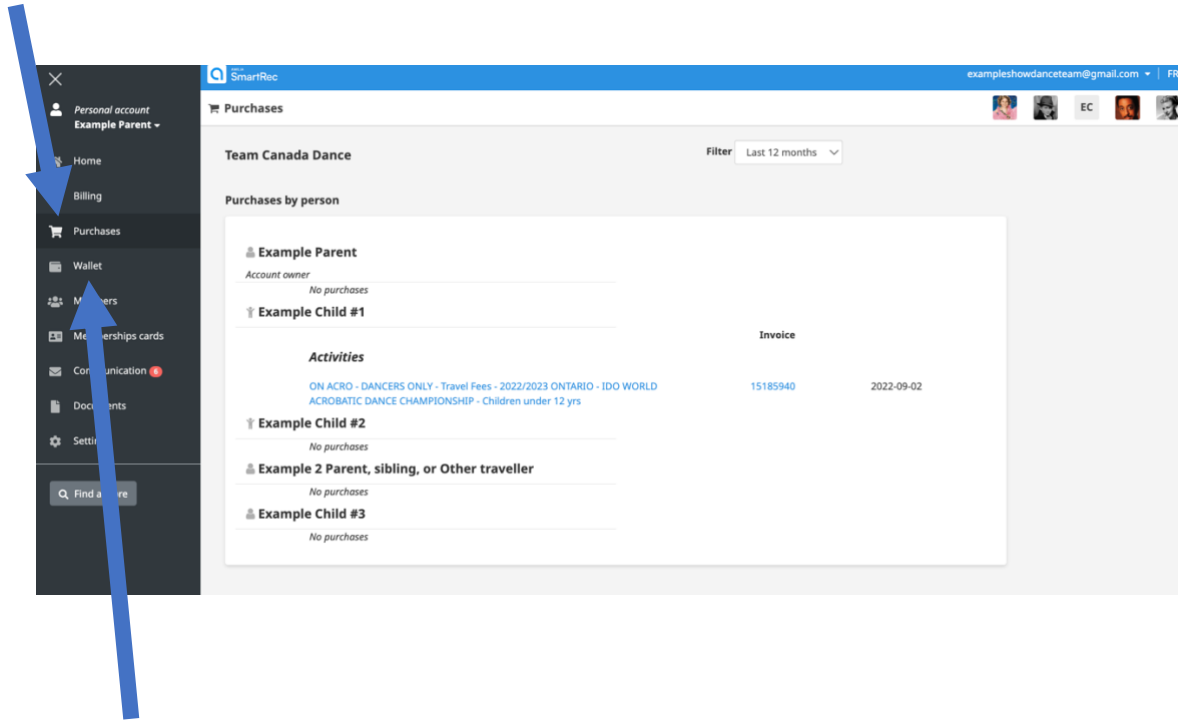
151 Corstate Ave
Concord ON L4K 4Y2
Canada

☐ Use different billing address

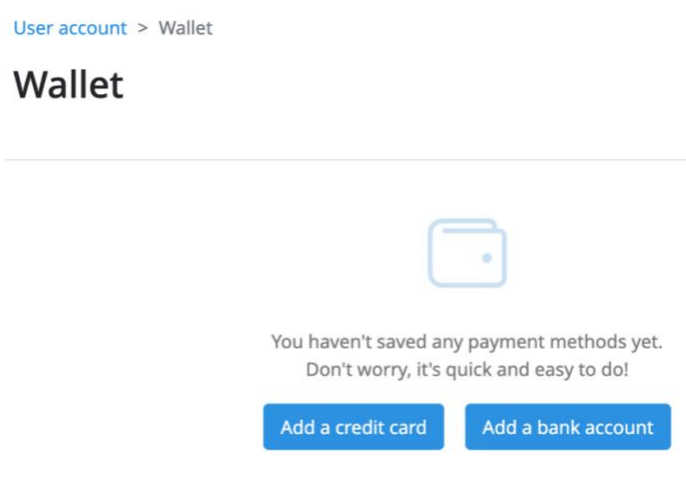
Make payment

Check the **invoice** (there is only one in my example, but you may have several – you can check them all if you just want to make a general payment, not to a specific traveler), the **amount you want to pay**, then the **credit card details**. Then [Make Payment](#).

- C) **PURCHASES** in the black box will show you a summary of all your purchases. I didn't complete my credit card payment details for Example Child Dancer #2 or myself as the Example Parent so it won't show up here until I do finish checking out with payment. I checked out Child #1 with an offline payment so I will see it here as it is a completed purchase.



- D) **WALLET** will bring you to your payment information. It will show your credit card information or your bank information – however you chose to pay. I didn't put in any credit cards for my example, so it shows like this



- You can add/change credit cards here. You may have several on file if this is your preference

Wallet

Payment methods

Upcoming payments 31

Your credit cards

▼

VISA

Visa ending in 1111

Samantha Postlethwaite

03/23

Billing address
35 Cedar
Greenfield Park QC J5A 1L4
Canada

Authorizations
Amilia Fun Club ×
The Amilia Demo Experience ×

[Delete card](#) [Replace card](#)

[Add a credit card](#)

Your bank accounts

>

Royal Bank of C... ending in 6789

Sam's Fun Fund

[Add a bank account](#)

- When you do go to make a payment, you can either choose any cards already added, or add another.

Payment

[View order details](#)

[Add more items](#)

\$10.00
amount to be paid now

Credit card payment

☒

VISA

 Visa ending in 1111 Samantha Postlethwaite 03/23

Billing address
35 Cedar
Greenfield Park QC J5A 1L4
Canada
☐ Use different billing address

☐

VISA

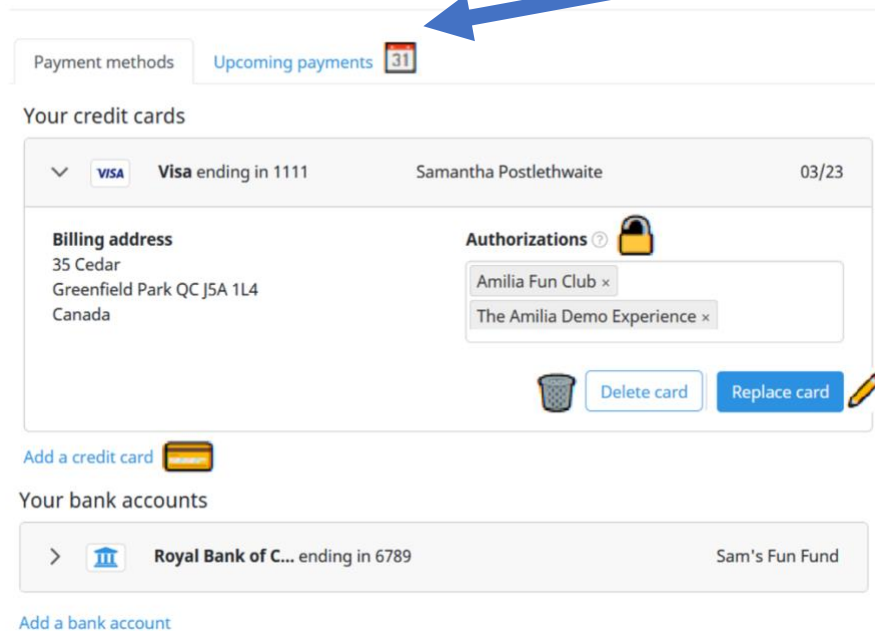
 Visa ending in 4700 Samantha Postlethwaite 03/22

[Use a different card](#)

[Make payment](#)

E) If you want to change your instalment payments yourself, you can also do that in your **Wallet** page

Wallet



The screenshot shows the 'Wallet' page with two tabs: 'Payment methods' and 'Upcoming payments'. A blue arrow points to the 'Upcoming payments' tab, which has a calendar icon with the number 31. Below the tabs, the 'Your credit cards' section displays a Visa card ending in 1111, owned by Samantha Postlethwaite, with an expiration date of 03/23. The card's billing address is 35 Cedar, Greenfield Park QC J5A 1L4, Canada. Under 'Authorizations', there are two entries: 'Amilia Fun Club' and 'The Amilia Demo Experience'. At the bottom of the card section are 'Delete card' and 'Replace card' buttons. Below the credit cards is an 'Add a credit card' link with a card icon. The 'Your bank accounts' section shows a Royal Bank of Canada account ending in 6789, associated with 'Sam's Fun Fund'. An 'Add a bank account' link is at the bottom.

F) **UPCOMING PAYMENTS** In your Wallet, you can see your **Upcoming Payments** on the credit card instalments you chose only.

If you selected e-transfers/pay offline, then you make your own instalment schedule. As long as it is paid before November, you can pay in a schedule that works best for you

View Upcoming payments

This section displays **all** your planned installment payments and your **next** subscription payment(s). You can edit the payment method on any upcoming payment with any of your saved credit card(s) or bank account(s). This in turn updates all future payments linked to the payment plan.

- G) **Edit Installment Date, the Amount or Cancel a Payment:** First, select **the installment payment(s)** and click **Edit Planned Date**. A new table will appear. The new date will apply to the payment(s) shown in the table.

[Clients](#) > [Samantha Postlethwaite](#) > [Upcoming payments](#) > Edit planned date

Samantha Postlethwaite

Installment

Id	Invoice	Installment plan	Planned date
26699674	11112656	Afterschool Activities 2021 - Winter 2021 - Young Cubs (3-6 yrs) - Robotics Club	Sep 1st, 2021

Payment information

Planned date

2021-09-01

Admin comments (optional)

- H) Edit the **instalment amount** by selecting **the installment payment(s)** and click **Edit Amount**. A new table will appear. The new amount will apply to the payment(s) shown in the table. *Before editing the amount of an installment, it is recommended to search for the applicable invoice number to double-check which installments (and how much) are already planned.

[Clients](#) > [Samantha Postlethwaite](#) > [Upcoming payments](#) > Edit amount

Samantha Postlethwaite

Installment

Id	Invoice	Installment plan	Planned date
26699675	11112656	Afterschool Activities 2021 - Winter 2021 - Young Cubs (3-6 yrs) - Robotics Club	Oct 1st, 2021

Payment information

Amount

\$25

Admin comments (optional)

Save

You can enter any amount, whether the value is lower or higher than what is required to pay the invoice item eligible for installments.

- I) **CANCEL A PAYMENT:** If you need to put a payment on hold or just cancel it for the time being, then select the installment payment(s) and click **CANCEL PAYMENT(s)**. A new table will appear. The payments in the table can be called. Click **CANCEL PAYMENT**. A success message will appear when it is canceled.

Installment

ID	Invoice	Installment plan	Planned date
26699674	11112656	Afterschool Activities 2021 - Winter 2021 - Young Cubs (3-6 yrs) - Robotics Club	Sep 1st, 2021

< >

Cancel payment

You can view canceled installments in the **Upcoming payments** subtab by filtering for *Canceled installments*.

- J) **MEMBERS:** The members tab in the black box to the left is where you will find all the information about all the travellers you added. This is where you can make any necessary changes such as adding a new passport photo or changing any other details.
- K) When you first click on the **Members tab**, it will likely take you to the **account owner** or the last person you added.

The screenshot shows the 'Members' page in the Smartflo app. The left sidebar contains navigation options: Home, Billing, Purchases, Wallet, Members, Memberships cards, Communication, Documents, and Settings. The main content area displays the profile of 'Example Parent' with a photo, email, and phone number. Below this is the 'Personal Information' section with fields for Gender and First name. The top right corner shows the account owner's email and a row of member avatars. Three blue arrows highlight these areas: one to the 'Members' sidebar option, one to the 'Personal Information' section, and one to the top right corner.

Account Owner info

Everyone on your account

- L) In this example, if I want to choose (and/or edit) **Dancer #1** in my account, I will click **on the picture** (or initial if no pic is uploaded) in the top right corner and it will open and look something like this:

The screenshot shows a user profile page for 'Example Child #1', 10 years old. The page has several sections: Personal Information, Contact Information, Other Information, Medical Info, and Forms by organization. Annotations include a box labeled 'Edit' with an arrow pointing to the 'Edit' link in the Personal Information section, and a box labeled 'EXTRA QUESTIONS is where you will find passport info' with an arrow pointing to the 'Extra questions' link in the Forms by organization section.

Edit

EXTRA QUESTIONS is where you will find passport info

- M) To change something, hit **EDIT**.

- N) To change passport photo, just click on **CHOOSE FILE**

Please attach a copy of your passport
*PASSPORT CANNOT EXPIRE WITHIN 6 MONTHS OF TRAVEL!
We have had dancers/parents turned away at customs in the past
- please check your expiry date and take any needed action.
IT IS YOUR RESPONSIBILITY, NOT OURS OR THE AIRLINE!

If you are in need to renew, please attach expired passport until replaced by new one. If do not have one at all at this time, please take a picture of a note saying you are in the process of getting a passport, then replace picture with passport once you get it. We need this information for the airline.

Passport Photo.png

Choose a file

DON'T FORGET TO SAVE ANY CHANGES!!

Cancel

Save

- O) Finally, the **COMMUNICATION** tab has all the emails that have been sent through the registration system.

If you have any questions, please let us know.