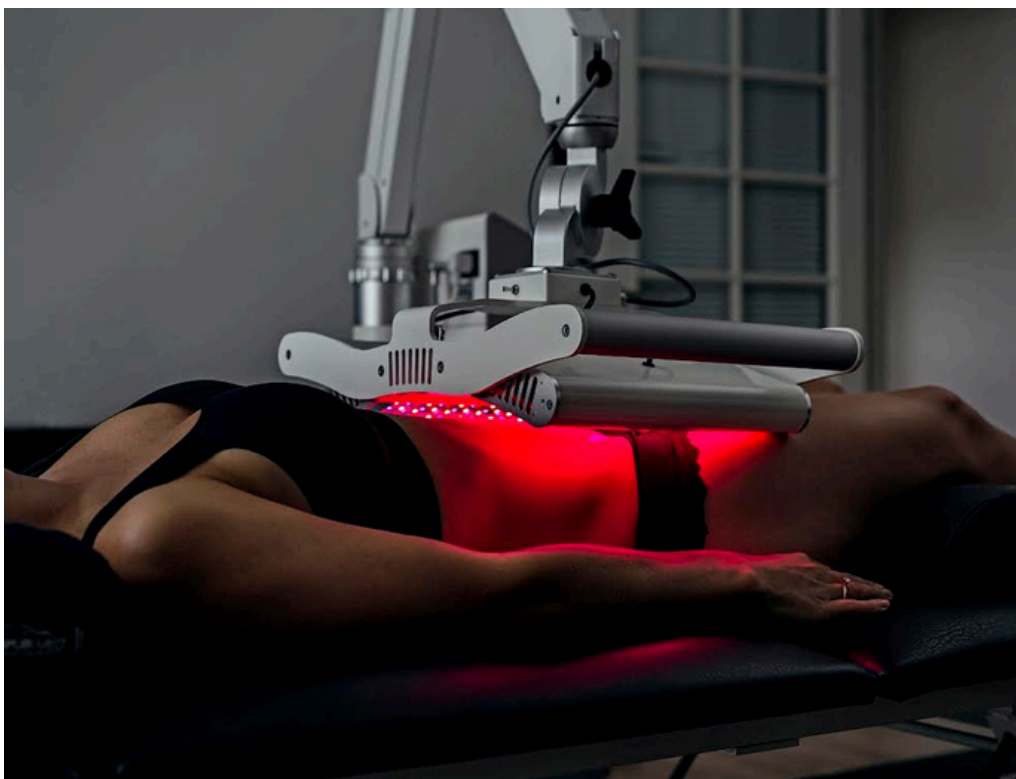




Suffolk County Acupuncture is **one of ten U.S. clinics** that offer **GigaLaser™** treatments and the **only clinic in the Tristate area.**



LASER THERAPY AND FERTILITY REPORT



Introduction

This report is a summary of a comprehensive analysis of the outcomes from a pilot study on fertility success in women across different age groups. The objective of this study is to evaluate the effectiveness of various Assisted Reproductive Technology (ART) methods, including IUI, IVF/ICSI, and donor egg treatment, in combination with GigaLaser™ treatments.

Our objective is to identify any correlation/connection between the frequency of GigaLaser™ treatments, age, and reproductive outcomes, providing valuable insights for future treatment approaches.

This dataset encompasses 60 women divided into five age groups: 25-29 years, 30-34 years, 35-39 years, 40-44 years, and 45+ years. Data collection was conducted in 2022 through a combination of observation, treatment records, and individual interviews with participants.

The study was conducted to gain insights into the correlations between GigaLaser™ treatment, frequency, age, ART and reproductive outcomes.

The objective is to guide future treatment strategies and contribute to a better understanding of the effectiveness of GigaLaser™ treatments in combination with different reproductive treatments for women in various age brackets.

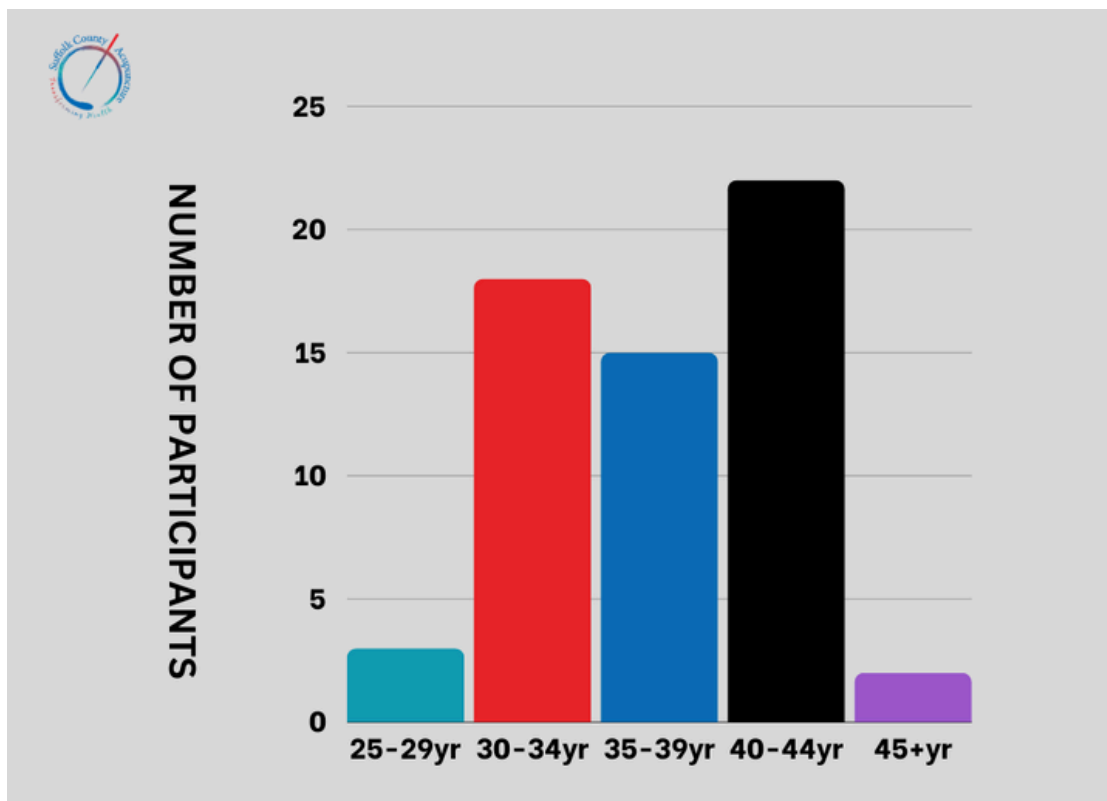
The report aims to provide information for professionals working in the field of reproductive/ fertility treatments with primary focus on women in the 35-39yr and 40-44yr age bracket.

Participants In The Study

The study analyzes pregnancy outcomes for 60 women aged 25-45, segmented into the following age groups: 25-29 (3 women), 30-34 (18 women), 35-39 (15 women), 40-44 (22 women), and 45+ (2 women).

By dividing participants into these age brackets, the study assesses the effectiveness of different reproductive treatments, including GigaLaser™.

This segmentation highlights the impact of age on fertility, particularly the decline after age 35, and helps determine how ART and GigaLaser™ treatment frequencies influence reproductive success. Understanding these correlations aids in optimizing pregnancy prospects for women across various age groups.

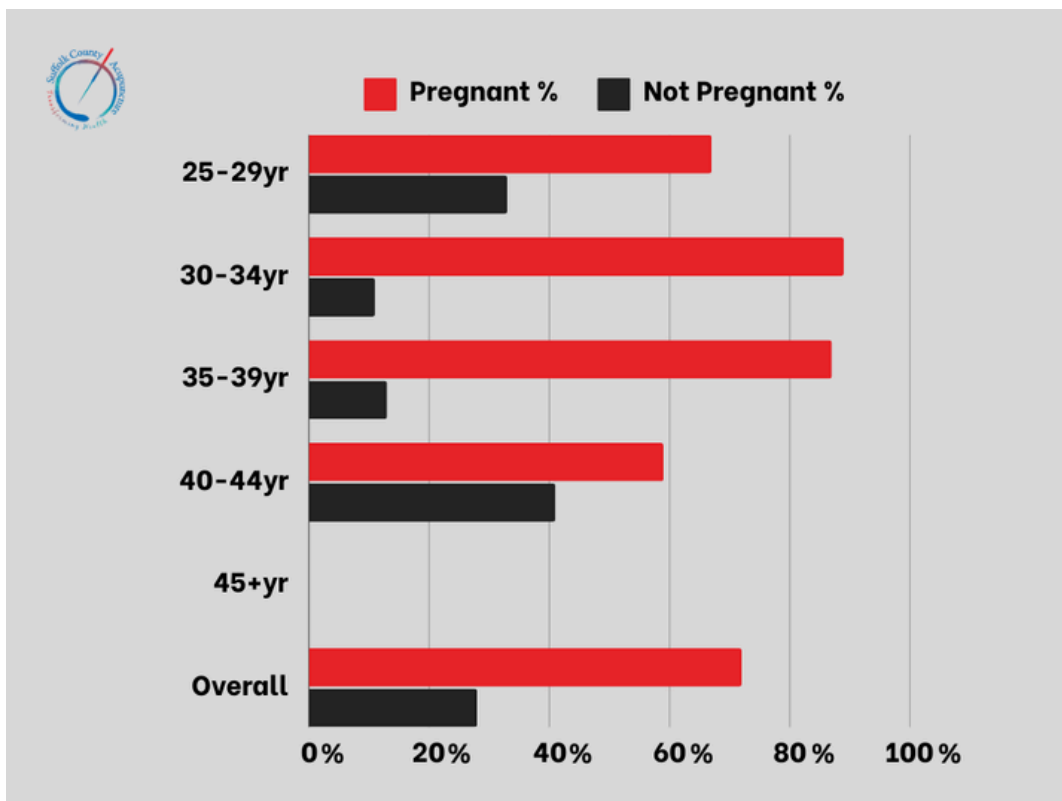


Pregnant vs. Non-pregnant

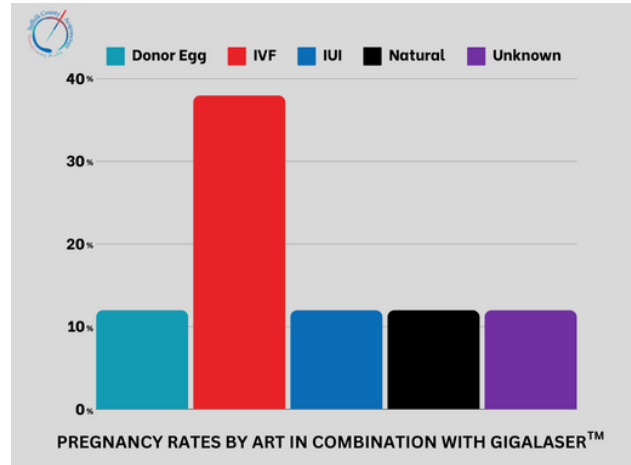
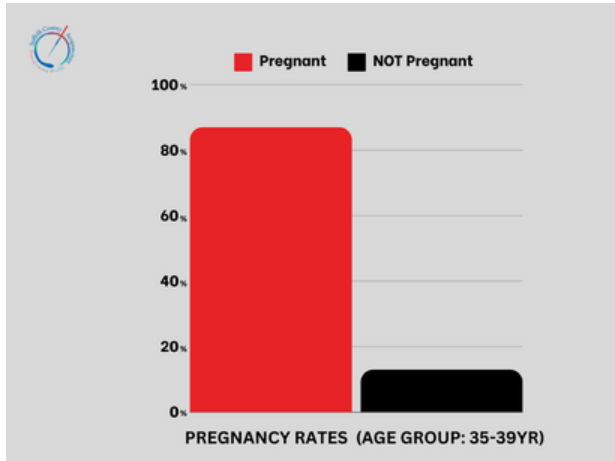
The study examines how pregnancy success rates vary across age groups. Among participants:

- **Ages 25-29:** 67% achieved pregnancy.
- **Ages 30-34:** 89% achieved pregnancy.
- **Ages 35-39:** 87% achieved pregnancy, showing notable success with ART and GigaLaser™ treatments.
- **Ages 40-44:** 59% achieved pregnancy, slightly lower than younger groups.
- **Ages 45+:** 0% achieved pregnancy, with only 2 participants, making definitive conclusions difficult.

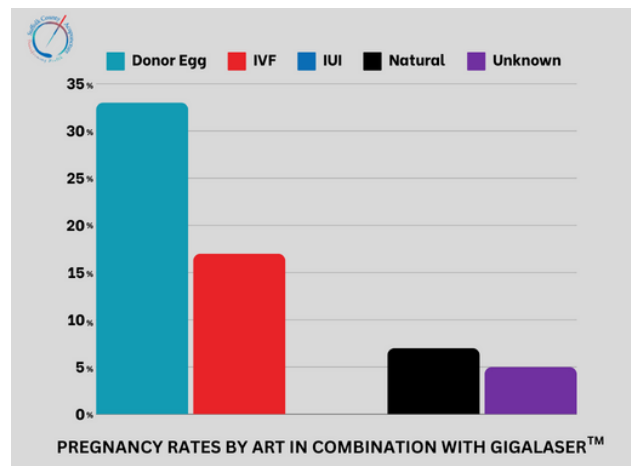
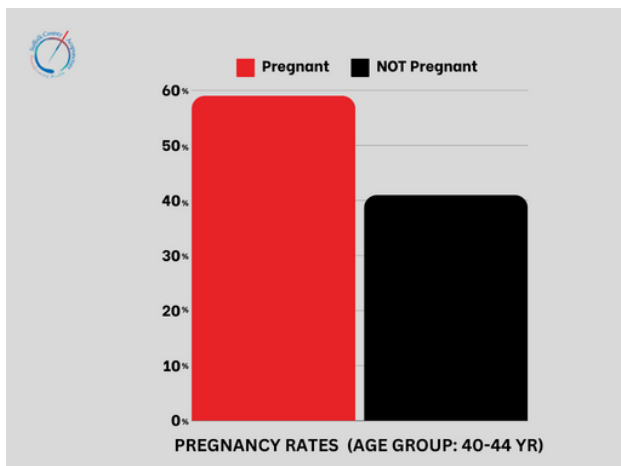
Findings highlight the significant impact of age on reproductive treatment success. The study will focus on ages 35-39 and 40-44 to explore the effects of GigaLaser™ and ART on pregnancy rates in these critical age groups.



Age Group: 35-39YR



Age Group: 40-44YR



Analyzing Treatment Data

We analyzed a dataset on patients undergoing GigaLaser™ treatments for fertility, including their age, number of treatments, and pregnancy status.

Key insights are as follows:

- Average age of the women is 37.53 years.
- Women who became pregnant received an average of 17.53 GigaLaser™ treatments.
- 87% of the women achieved pregnancy.
- All women received GigaLaser™ treatment along with ART (IVF, IUI, donor egg).
- A significant success rate of 38% in IVF pregnancies suggests a positive correlation with GigaLaser™ treatments, indicating better outcomes when combined with assisted reproductive methods.
- SART's 2021 data shows IVF success rates decrease with age: 32.4% for ages 35-37, and 20.2% for ages 38-40.
- The study's success highlights the supportive role of GigaLaser™ in improving fertility outcomes.
- There is a slight positive correlation (0.14) between patient age and the number of GigaLaser™ treatments, suggesting older patients receive more treatments.
- A modest positive correlation (0.22) exists between the number of treatments and pregnancy rate, suggesting treatment intensity may influence successful outcomes.
- The relationship between age and pregnancy rate was minimal (-0.08), indicating age alone may not strongly predict pregnancy success.

Assessment

The study on GigaLaser™ treatments examines their impact on fertility across different age groups, providing key insights into reproductive technologies. By dividing participants into distinct age brackets, the study targets age-related fertility challenges.

It begins by emphasizing the decline in fertility with age. The study found a 0% success rate for women aged 45 and above, though with only 2 participants in this group, definitive conclusions are difficult. Further research is needed for a comprehensive understanding of this age bracket.

The study then focuses on the 35-39 and 40-44 age groups, exploring the relationship between GigaLaser™ treatments, assisted reproductive technology (ART) and pregnancy rates.

The in-depth analysis of the **35-39 age bracket** reveals a promising **87% pregnancy success rate**, with correlations suggesting potential links between GigaLaser™ treatment intensity and successful outcomes.

Similarly, the examination of the **40-44 age group** reveals a **57.1%** overall pregnancy success rate, indicating a positive impact of GigaLaser™ treatments in this age group. These findings suggest that GigaLaser™ treatment may have larger impact on older age groups.

Correlation analyses reveal subtle connections between age, treatment intensity, and pregnancy results. However, the study also notes just because the data seems to be correlated that doesn't mean one causes the other, stressing the importance of exploring more factors in future studies.

Additionally, the study shows how GigaLaser™ treatments can work for different age groups. The positive results, especially for the older age groups, show that personalized programs combined with GigaLaser™ treatments could help with age-related fertility issues.

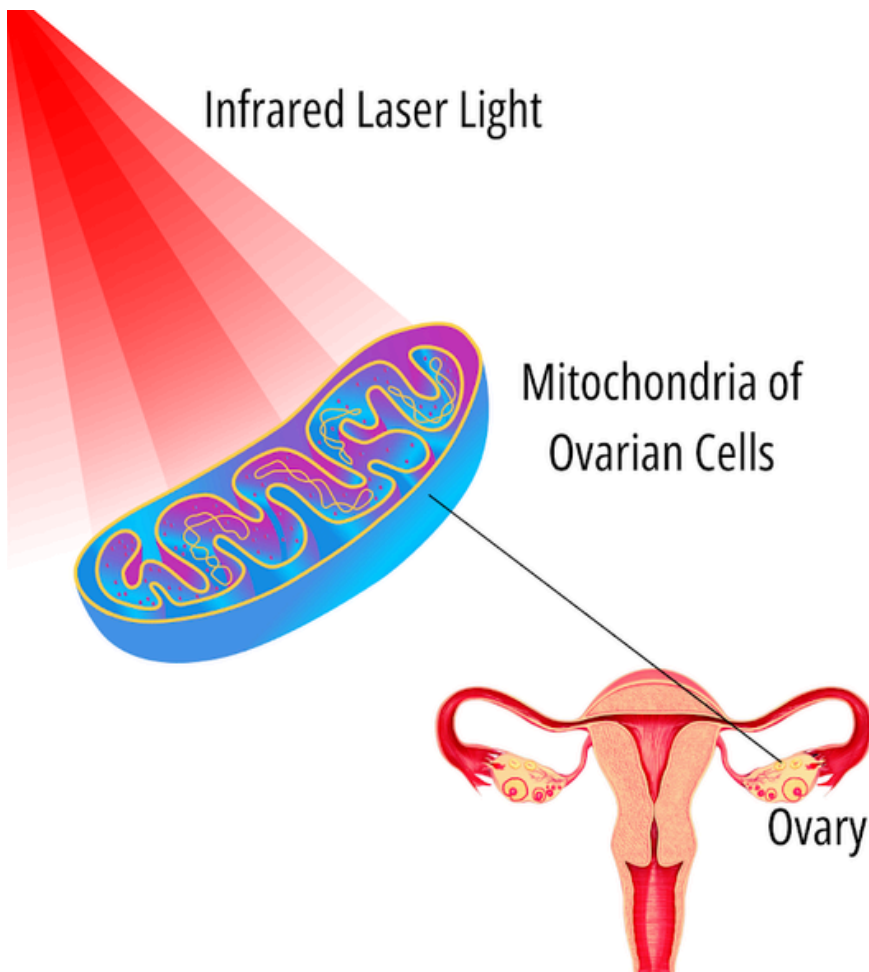
Furthermore, the study demonstrates the effectiveness of GigaLaser™ treatments across various age groups. The positive outcomes, particularly among women in the 35-39 and 40-44 age group, suggest that customized strategies might prove beneficial in tackling age-related fertility issues, with GigaLaser™ treatment as a viable option.

However, the study emphasizes that correlation does not imply causation, highlighting the need for further research considering additional factors.

Mechanism of Action

Laser therapy may improve fertility by:

- Enhancing blood circulation in ovaries and uterus
- Activating the parasympathetic nervous system and enhancing vagal tone for rest, digestion, reproduction, and nourishment
- Boosting mitochondrial function for better egg and sperm quality
- Providing energy for embryo division and implantation
- Regulating inflammation
- Softening scar tissue and adhesions
- Enhancing uterine receptivity
- Improving gut microbiome
- Reducing postoperative discomfort after egg retrieval
- Altering brain states for better mood, focus, and libido



Laser therapy can help the following:

- Egg quality issues
- Low Sperm motility or count
- Low Ovarian reserve
- High FSH
- Advanced maternal age
- Endometriosis
- PCOS (Polycystic Ovarian Syndrome)
- Painful menses
- Thin endometrial lining
- History of abdominal surgery or D&C
- Upcoming IVF cycle
- Post-retrieval pain and inflammation
- FET – leading up to transfer & on transfer day
- Miscarriage(s)

Author Notes

The study confirms previous findings that laser therapy isn't the first choice for infertile women under 30. It works by boosting cell energy in those with low ATP levels. Laser therapy is particularly effective for women aged 35-45, with higher doses and more frequent treatments recommended for those over 45.

For women under 30, fertility issues often have different causes, so laser therapy should complement other treatments, like scar tissue treatment or addressing PCOS. No adverse reactions were reported among the participants, indicating the safety of GigaLaser™ therapy.

Participants were encouraged to receive six laser treatments per cycle over three months, exclusively if not pregnant. Treatment paused during potential conception, resuming after menstruation or a negative pregnancy test. However, laser therapy's effectiveness varies, and it shouldn't be used in the pelvic region of pregnant women.

About the Author

Anne Marie Jensen is a specialized Physical Therapist in fertility treatment and is also the owner of Sund Fertilitet and Havnestadsklinikken in Copenhagen, Denmark, and the author of "Fertility and Physical Therapy - a guide to therapy and self-treatment."

With her expertise, she focuses on assisting both men and women in improving their success rates in assisted reproductive technology treatments like IUI, IVF, and ICSI.



Disclaimer

The information provided in this text is intended for informational purposes only.

It is recommended to consult with a qualified expert or relevant authority for specific guidance or assistance.

The author, publisher, and Suffolk County Acupuncture disclaim any liability for any loss or damage incurred because of reliance on the information presented herein.

Sources

Grinsted, A., & Grinsted Hillegass, M. (2019). PhotoBioModulation for infertility. *EC Gynaecology*, 8(9), 875-879

www.havnestadsklinikken.dk

www.sundfertilitet.dk/in-english

<https://powermedic.com/en/indications/fertility/>

Contact Information



For every part of your journey, we're here.



872 Middle Country Rd, – St. James, New York 11780



631-656-6161



suffolkcountyacupuncture.com

Call us today for a FREE consultation!