

TEMPLE ALLIANCE GROWTH STRATEGY

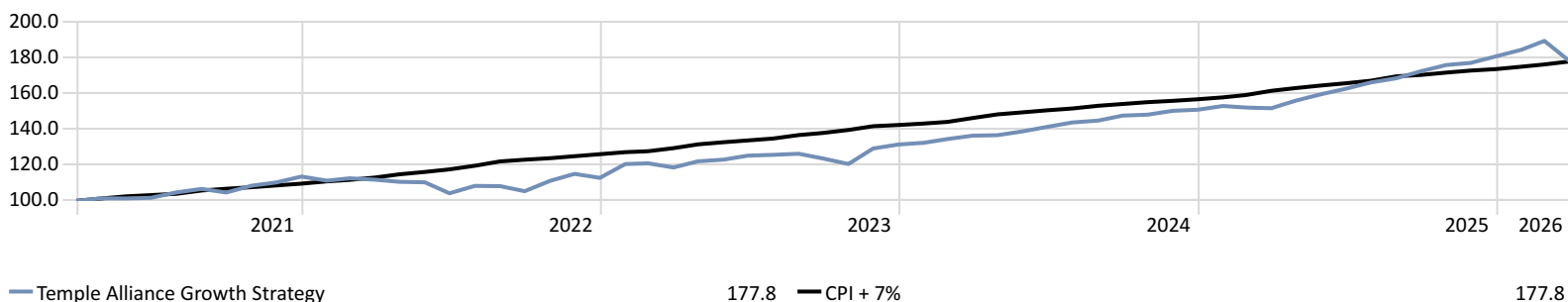
Portfolio Date: 2026/03/31

Performance Table Summary

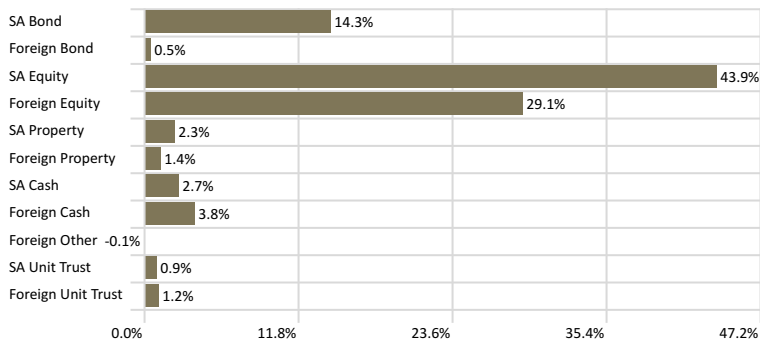
	1M	3M	1Y	2Y	3Y	4Y	5Y
TEMPLE ALLIANCE GROWTH STRATEGY	-6.03%	-1.55%	17.26%	14.21%	14.45%	12.31%	12.20%
<i>CPI + 7%</i>	<i>0.96%</i>	<i>2.47%</i>	<i>10.17%</i>	<i>10.28%</i>	<i>11.17%</i>	<i>12.00%</i>	<i>12.20%</i>
<i>Multi Asset BCI Balanced Plus Fund B1</i>	<i>-6.07%</i>	<i>-1.92%</i>	<i>17.65%</i>	<i>14.96%</i>	<i>13.21%</i>	<i>10.94%</i>	<i>10.82%</i>
<i>Allan Gray Equity A</i>	<i>-4.70%</i>	<i>3.05%</i>	<i>25.92%</i>	<i>19.28%</i>	<i>16.92%</i>	<i>15.08%</i>	<i>14.89%</i>
<i>Coronation Top 20 P</i>	<i>-6.78%</i>	<i>-0.45%</i>	<i>21.43%</i>	<i>21.60%</i>	<i>15.16%</i>	<i>12.71%</i>	<i>13.07%</i>
<i>STANLIB Enhanced Multi Style Eq A1</i>	<i>-12.12%</i>	<i>-2.01%</i>	<i>27.37%</i>	<i>22.52%</i>	<i>17.75%</i>	<i>12.91%</i>	<i>15.63%</i>
<i>Mi-Plan BCI Global Macro Fund B5</i>	<i>-2.83%</i>	<i>-3.26%</i>	<i>4.11%</i>	<i>2.13%</i>	<i>13.02%</i>	<i>12.66%</i>	<i>11.02%</i>

Performance Chart

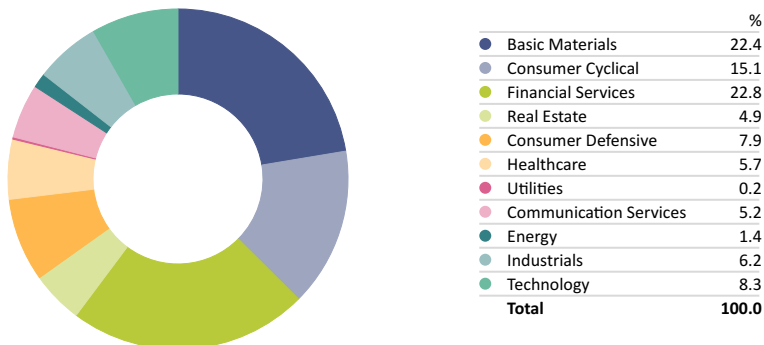
Time Period: 2021/04/01 to 2026/03/31



Asset Allocation



Equity Sector Allocation



Disclosures

* Performance is annualized if period is longer than 12 months. Performance based in Rands.
 The strategy is assumed to be rebalanced annually in the illustration above and may not reflect your actual portfolio.
 Source: Performance, holdings and allocation data are sourced from Morningstar. Allocation and holdings are based on the latest available holdings.

E&OE - for illustrative purposes only.

Temple Alliance Growth Strategy Composition

Component	Allocation
Multi Asset BCI Balanced Plus Fund B1	50%
Mi-Plan BCI Global Macro Fund B5	20%
Allan Gray Equity A	10%
Coronation Top 20 P	10%
STANLIB Enhanced Multi Style Eq A1	10%