

TEMPLE ALLIANCE MEDIUM STRATEGY

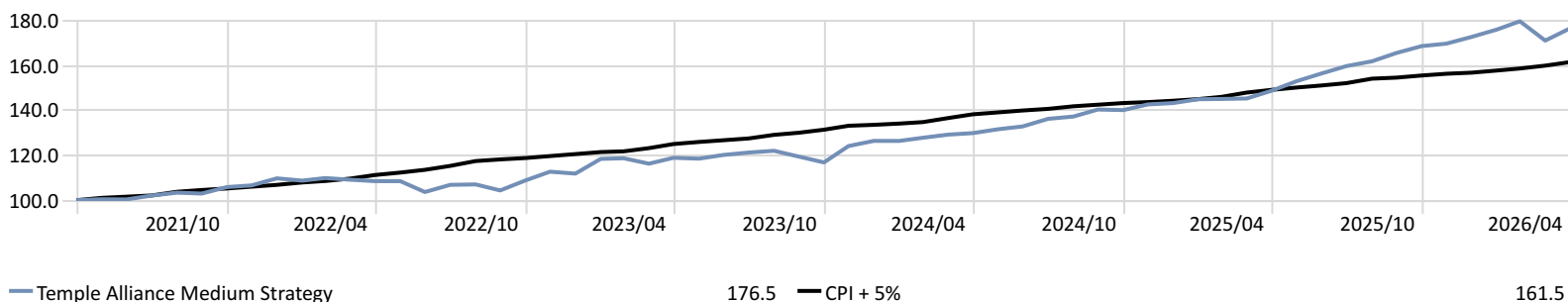
Portfolio Date: 2026/04/30

Performance Table Summary

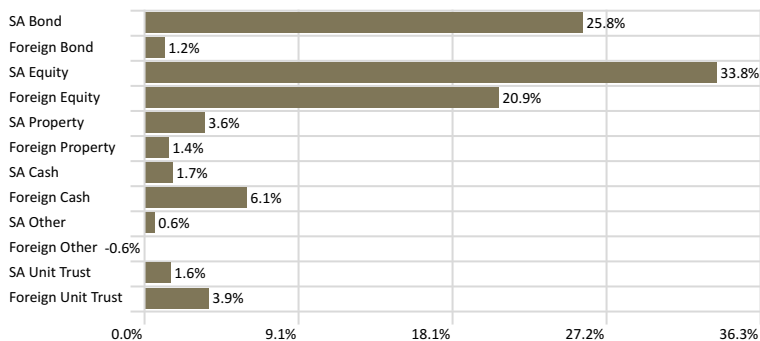
| | 1M | 3M | 1Y | 2Y | 3Y | 4Y | 5Y |
|--|--------------|--------------|---------------|---------------|---------------|---------------|---------------|
| TEMPLE ALLIANCE MEDIUM STRATEGY | 3.15% | 0.26% | 18.69% | 16.59% | 14.08% | 12.95% | 12.04% |
| CPI + 5% | 0.98% | 2.37% | 8.30% | 8.09% | 8.91% | 9.78% | 10.07% |
| Allan Gray Balanced A | 2.75% | 3.69% | 24.31% | 19.84% | 15.68% | 14.79% | 14.42% |
| Coronation Balanced Plus P | 4.41% | -1.11% | 14.74% | 15.32% | 13.91% | 12.64% | 11.41% |
| Multi Asset BCI Balanced Fund B1 | 2.77% | -1.13% | 17.33% | 15.10% | 12.77% | 11.55% | 10.64% |
| Coronation Market Plus P | 4.39% | -0.27% | 16.06% | 16.44% | 15.25% | 14.09% | 12.60% |

Performance Chart

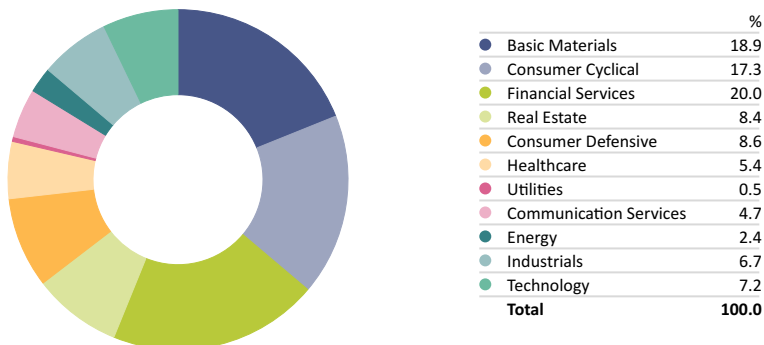
Time Period: 2021/05/01 to 2026/04/30



Asset Allocation



Equity Sector Allocation



Disclosures

* Performance is annualized if period is longer than 12 months. Performance based in Rands.
 The strategy is assumed to be rebalanced annually in the illustration above and may not reflect your actual portfolio.
 Source: Performance, holdings and allocation data are sourced from Morningstar. Allocation and holdings are based on the latest available holdings.

E&OE - for illustrative purposes only.

Temple Alliance Medium Strategy Composition

| Component | Allocation |
|----------------------------------|------------|
| Multi Asset BCI Balanced Fund B1 | 50% |
| Allan Gray Balanced A | 25% |
| Coronation Market Plus P | 20% |
| Coronation Balanced Plus P | 5% |