

Foot valve S4



Symbol photo



General:

- Material: PVC-U / PP
- Strainer: PP
- Sealing material: EPDM / FPM
- Dimensions: DN10 – DN80
d16 – d110
3/8" – 4"

Connector types

PVC

- Solvent socket DIN / ASTM / JIS
- Solvent spigot DIN
- Threaded socket BSP
- PE fusion spigot DIN

PP

- Fusions socket DIN
- Fusion spigot DIN
- Threaded socket BSP

Further connector types on request

Operating pressure:

DN10 d16 d3/8" – DN50 d63 2"	PN16/10
DN65 d75 d2 1/2"	PN16/8
DN80 d90 d3"	PN10/6
DN80 d110 d4"	PN6

Technical features:

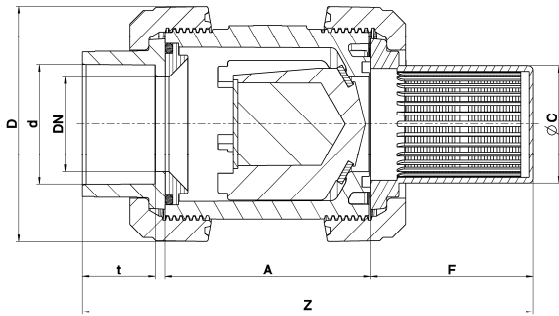
- Maintenance free operation over a long working life
- Service friendliness
- Radial installation or removal
- Quick and exact closing and opening
- Opening pressure 0,025 bar

This document does not constitute a guarantee, it is for initial information purposes only. The product range is continually upgraded, the designs and types therefore only reflect the state of the art at the time of printing.
Subject to technical modifications!

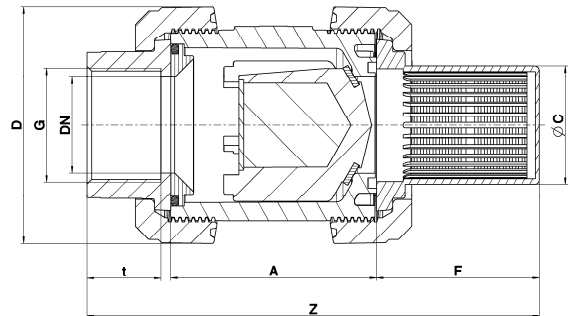
Foot valve S4



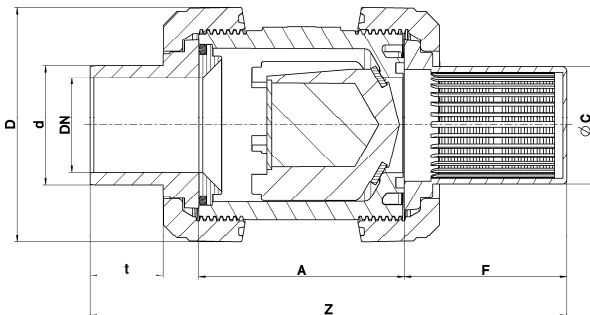
Dimensions:



foot valve with solvent socket



foot valve with threaded socket



foot valve with solvent spigot

PVC

Connector types

PVC solvent socket / threaded socket / solvent spigot

DN	10	15	20	25	32	40	50	65	80	80
d	16	20	25	32	40	50	63	75	90	110
G ^{TSO} ¹	3/8"	1/2"	3/4"	1"	1 1/4"	1 1/2"	2"	2 1/2"	3"	-
A	62	62	70	74	84	95	109	137	163	163
C	5,8	5,8	6	6,1	7	7,5	8,5	10,5	13,6	13,6
D	53	53	63	70	85	101	124,5	155	188	188
F	49	49	56	58	72	85	85	108	129	129
t ^{SSO} ²	16,5	16,5	19,5	22,5	26,5	31,5	38,5	45	55,5	64
t ^{SSP} ³	17	17	20	22,5	26,5	31,5	38,5	45	52	64,5
Z ^{TSO} ¹ ^{SSO} ²	130	130	149	157	186	216	238	295	357	361
Z ^{SSP} ³	186	185	215	230	274	322	368	456	553	554
PN	16	16	16	16	16	16	16	16	10	6

Dimensions in mm

¹ TSO = threaded socket

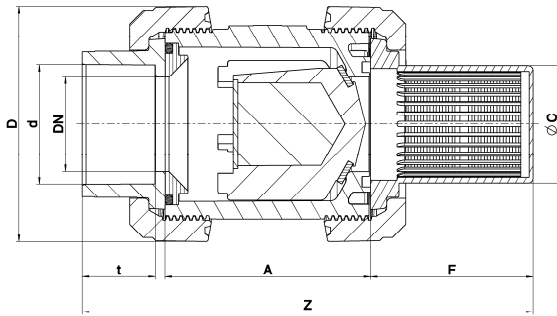
² SSO = solvent socket

³ SSP = Klebestutzen

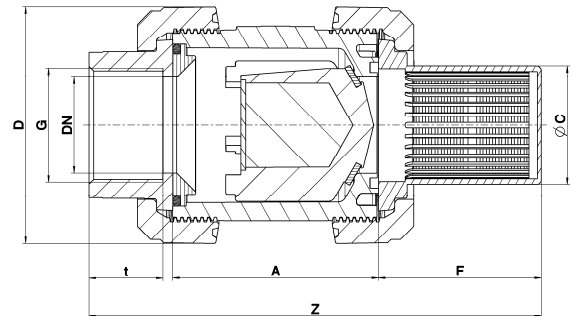
- = nicht realisiert



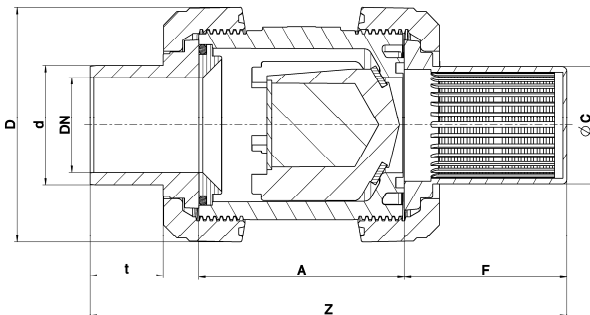
Foot valve S4



foot valve with fusion socket



foot valve with threaded socket



Foot valve with fusion spigot

PP

Connector types

PP fusion socket / fusion spigot / threaded socket

DN	10	15	20	25	32	40	50	65	80	80
d	16	20	25	32	40	50	63	75	90	110
G ^{TSO} ¹	3/8"	1/2"	3/4"	1"	1 1/4"	1 1/2"	2"	2 1/2"	3"	-
A	62	62	69	73	83	94	108	133	160	160
C	5,8	5,8	6	6,1	7	7,5	8,5	10,5	13,6	13,6
D	53	53	64	71	84,5	100	120,5	155	187	187
F	49	49	56	58	72	85	85	108	129	129
t ^{FSP} ²	14,5	16	17,5	19,5	22	25,5	29	34,5	38,5	42
t ^{FSP} ³	13	14	15,5	18,5	20,5	23,5	28	31	36	38
Z ^{TSO} ¹ ^{FSP} ²	130	130	147	156	194	214	236	290	353	357
Z ^{FSP} ³	137	142	162	170	209	228	249	313	356	-
PN	10	10	10	10	10	10	10	8	6	6

¹ TSO= threaded socket
- = not realised

² FSO = fusion socket

³ FSP = Fusion spigot

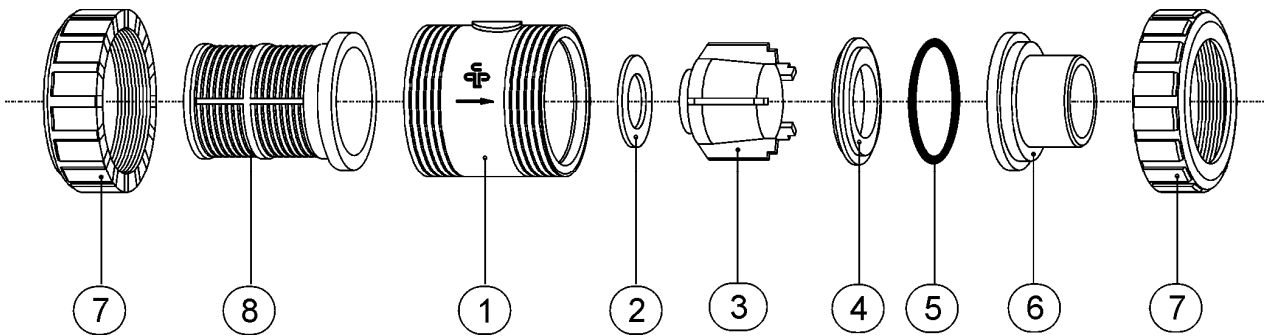
Dimensions in mm



Foot valve S4

Exploded drawing:

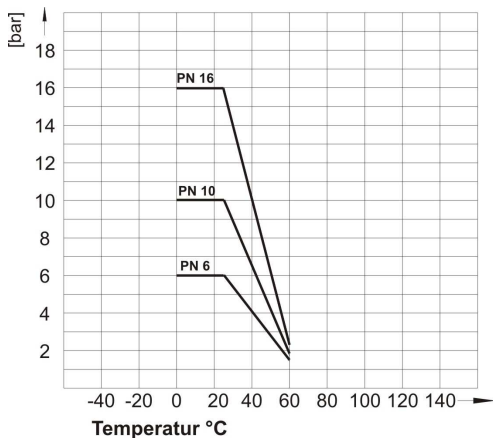
01. Body
02. Flat gasket
03. Cone
04. Thrust collar
05. O-Ring
06. Connector types
 Solvent socket
 Solvent spigot
 threaded socket
 fusion socket
 fusion spigot
07. Union nut
08. Strainer



Diagrams

Pressure – Temperature – Diagram

PVC



PP

