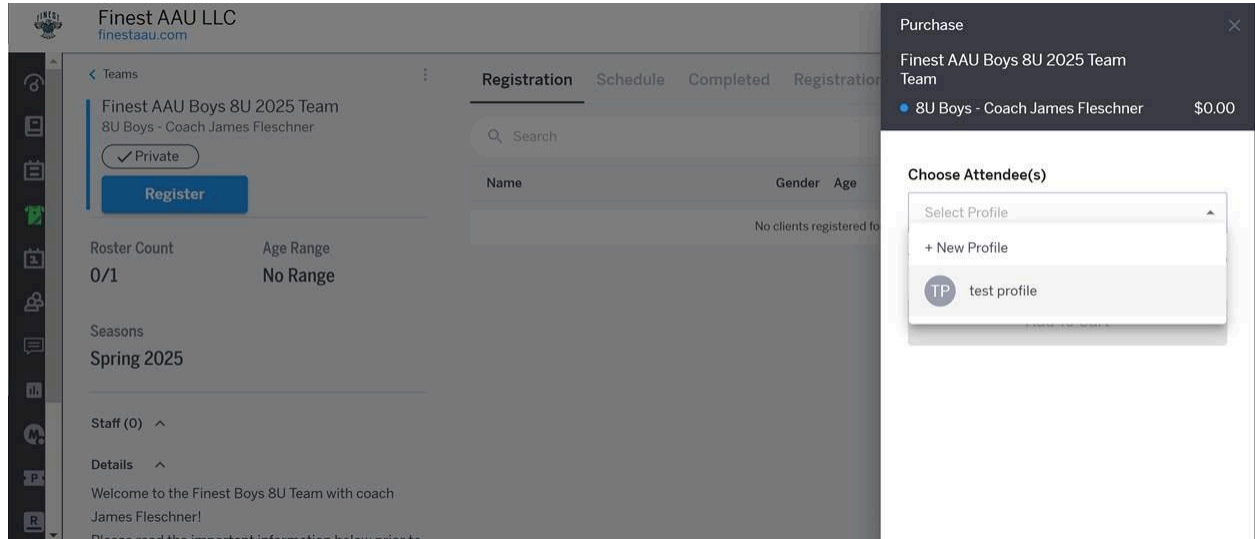


## HOW TO: Link your Profile to your Team on Upperhand

### Step 1.

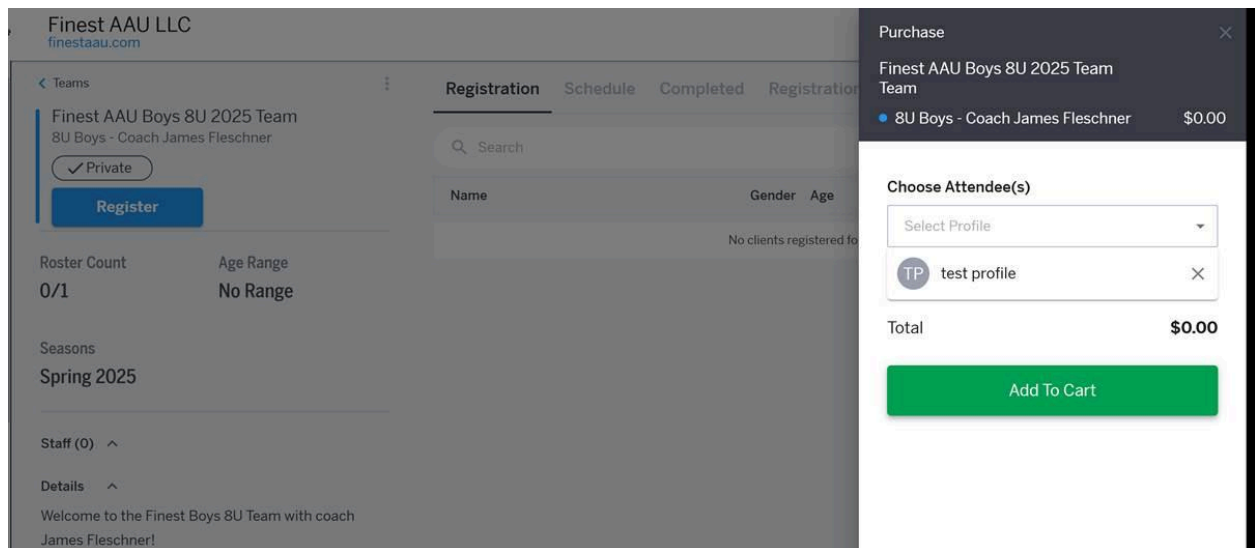
Click Register on top left of page which will bring up the menu on the right (below pic)



### Step 2.

Choose your child's name in the drop down labeled "choose Attendee(s)"

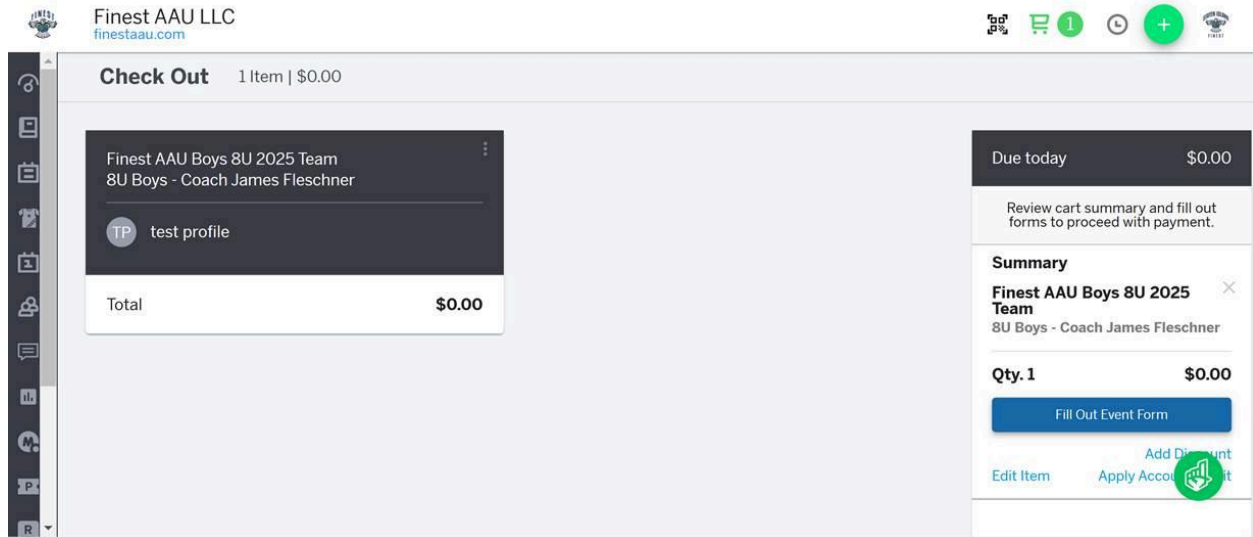
After selecting your child's name, click "Add To Cart"



## HOW TO: Link your Profile to your Team on Upperhand

### Step 3.

Next step is clicking the BLUE hyperlink labeled “Fill Out Event Form”



Finest AAU LLC  
finestaa.com

Check Out 1 Item | \$0.00

Finest AAU Boys 8U 2025 Team  
8U Boys - Coach James Fleschner

TP test profile

Total \$0.00

Due today \$0.00

Review cart summary and fill out forms to proceed with payment.

**Summary**

**Finest AAU Boys 8U 2025 Team** X  
8U Boys - Coach James Fleschner

Qty. 1 \$0.00

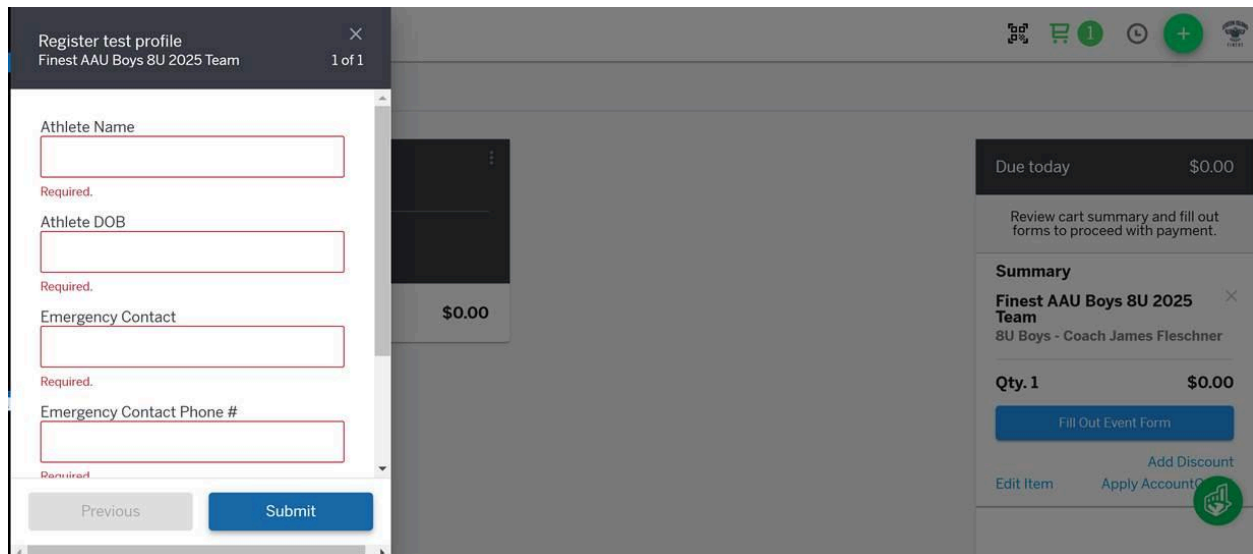
[Fill Out Event Form](#)

[Edit Item](#) [Add Discount](#) [Apply Account](#)

### Step 4.

This will bring up the menu on the left side of the page (below).

Please complete the information requested and click “Submit”.



Register test profile X  
Finest AAU Boys 8U 2025 Team 1 of 1

Athlete Name  
Required.

Athlete DOB  
Required.

Emergency Contact  
Required.

Emergency Contact Phone #  
Required.

Previous Submit

Due today \$0.00

Review cart summary and fill out forms to proceed with payment.

**Summary**

**Finest AAU Boys 8U 2025 Team** X  
8U Boys - Coach James Fleschner

Qty. 1 \$0.00

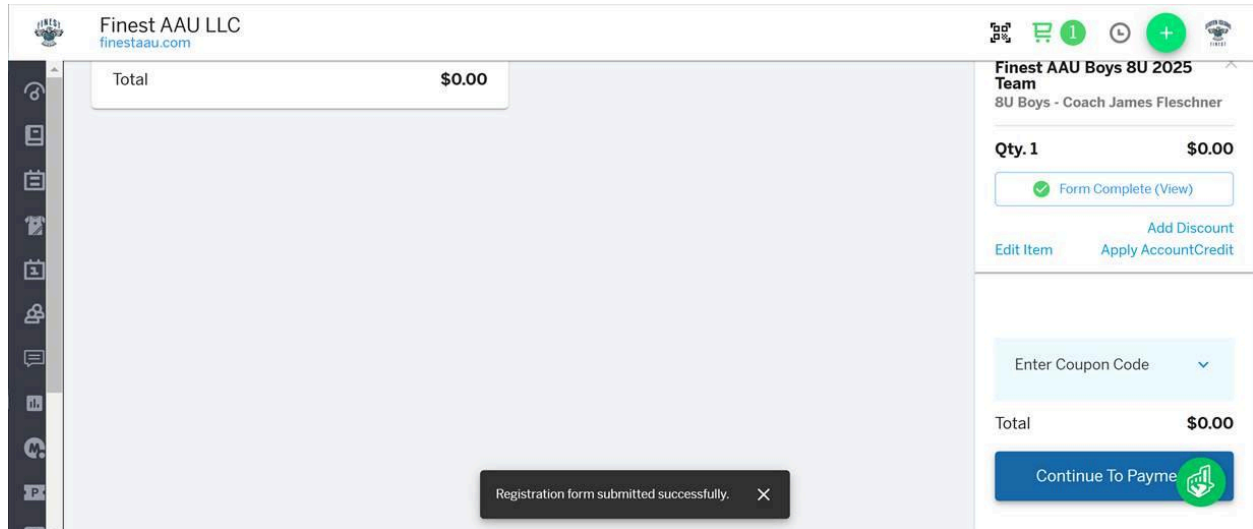
[Fill Out Event Form](#)

[Edit Item](#) [Add Discount](#) [Apply Account](#)

## HOW TO: Link your Profile to your Team on Upperhand

### Step 5.

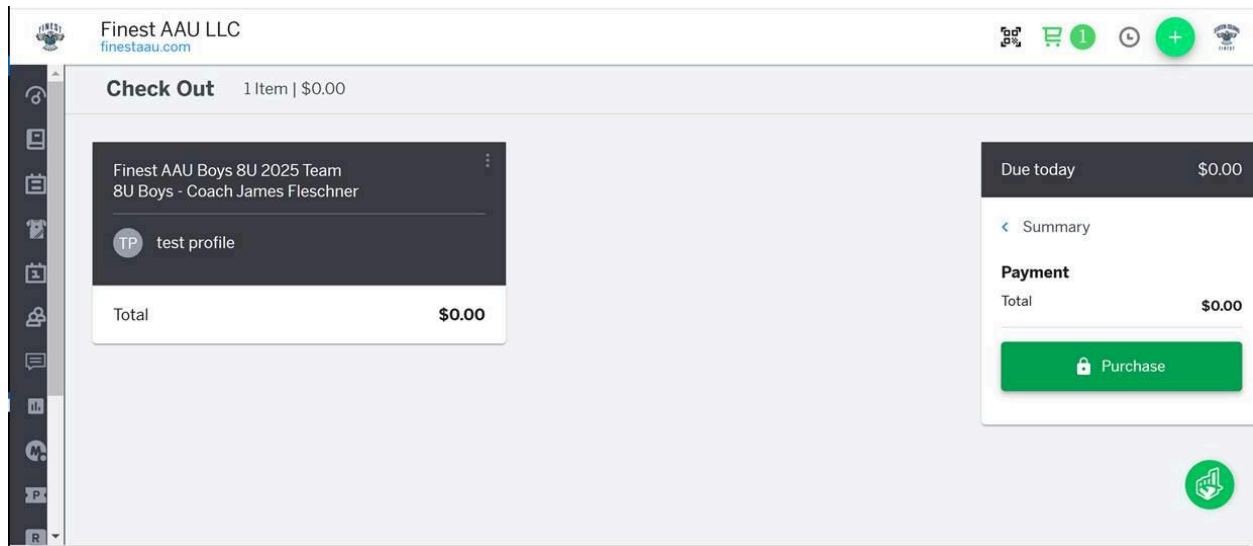
After submitting the information (above) you will need to click the blue link on the right of page “Continue to Payment” (even though there is no payment/amount being requested)



The screenshot shows the Finest AAU LLC registration interface. On the left, a sidebar contains various icons. The main area displays a 'Total' of \$0.00. A dark notification box at the bottom center states 'Registration form submitted successfully.' with a close button. On the right, a sidebar shows the team details: 'Finest AAU Boys 8U 2025 Team' and '8U Boys - Coach James Fleschner'. Below this, it shows 'Qty. 1' and '\$0.00', a 'Form Complete (View)' button, and links for 'Add Discount' and 'Apply AccountCredit'. At the bottom right, there is a 'Continue To Payment' button with a green hand icon.

### Final Step.

YOU MUST CLICK THE GREEN LINK “PURCHASE” TO COMPLETE YOUR REGISTRATION








The screenshot shows the Finest AAU LLC checkout interface. The header indicates 'Check Out' with '1 Item | \$0.00'. The main area displays the team details: 'Finest AAU Boys 8U 2025 Team' and '8U Boys - Coach James Fleschner'. Below this, it shows a 'TP test profile' and a 'Total' of \$0.00. On the right, a sidebar shows 'Due today' and '\$0.00', a 'Summary' link, and a 'Payment' section with a 'Total' of \$0.00. At the bottom right, there is a green 'Purchase' button with a green hand icon.


## HOW TO: Link your Profile to your Team on Upperhand



**THIS PAGE** (below) CONFIRMS YOUR HAVE COMPLETED YOUR REGISTRATION

**Finest AAU LLC**  
[finestaau.com](http://finestaau.com)



**Purchased** **\$0.00**

✓ **Payment Complete**


**Finest AAU Boys 8U 2025 Team** ✓  
8U Boys - Coach James Fleschner


**Qty. 1** **\$0.00**

✓ [Form Complete \(View\)](#)

[View Item](#)

**Total Payment** **\$0.00**

Confirmation email sent to [admin@finestaau.com](mailto:admin@finestaau.com) 

**Order Complete!**  
You're registered and ready to go!  
View your schedule or browse events to continue shopping.

[View My Schedule](#) [Browse Events](#)