



A SEMINAR ON  
CASEY'S SCHOOLS OF INSTRUCTION

---

SCHOOLS OF THE SOLDIER AND COMPANY

---

# **FACINGS & FLANKING – UNDOUBLING**

**STEVE GIOVANNINI**

**25 MAY 2026**

# Illustration Conventions

- The following illustrations depict the Company marching by itself, therefore:
  - When marching in the direction of the Company Front or Company Rear, the Captain marches two paces in front of the center of the Company.
  - When marching in the direction of the Company Right Flank, the Captain marches beside the Company Right Guide, the 1<sup>st</sup> SGT.
  - When marching in the direction of the Company Left Flank, the Captain marches beside the Company Left Guide, the 2<sup>nd</sup> SGT.
  - The 2<sup>nd</sup> SGT takes his position as the Company Left Guide
- If the Company was to be marching in Line of Battle,
  - the Captain would assume his position in the Battalion Line
  - The 2<sup>nd</sup> SGT of the leftmost Company marches as a Battalion Left-Guide
  - All other 2<sup>nd</sup> SGTs march in their position as a Closer

# Illustration Conventions

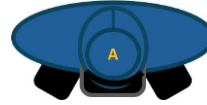
The illustrations in this lesson use different colored icons to visually distinguish between the #1 and #2 soldiers.



CPL  
1



CPL  
2



PVT  
1



PVT  
2

# Company Anatomy - Important Distinctions

- Positions that are Defined when the Company is Formed
  - Company Right Guide & the Company Right Flank
    - The 1<sup>st</sup> Sgt & the side of the Company that he lines up on.
  - Company Left Guide & the Company Left Flank
    - The 2<sup>nd</sup> Sgt & the side of the Company that he lines up on.
  - Company Front Rank – always the “Front Rank”
    - The rank that was in the front when the Company was faced to the Company Front.
  - Company Rear Rank – always the “Rear Rank”
    - The rank that was in the rear when the Company was faced to the Company Front.
- Positions that are Relative to the Direction currently faced
  - “Men in the Front”
    - Refers to the Company Front Rank if the Company is faced to the Company Front
    - Refers to the Company Rear Rank if the Company is faced to the Company Rear
  - “Men in the Rear”
    - Refers to the Company Rear Rank if the Company is faced to the Company Front
    - Refers to the Company Front Rank if the Company is faced to the Company Rear
- Positions that are Relative to the Direction about to be faced
  - “Men in the Rear” of a rank that has doubled
    - This depends on how the Company was faced before marching by the flank; and which flank it was faced to; and whether the change of direction is to the Company Front or to the Company Rear.
    - It could refer to the men that doubled or to the men that did not double.

# **UNDOUBLING FUNDAMENTALS**

# When to Undouble?

- Unless cautioned to do otherwise ...
- Automatically Undouble
  - When facing to the Company Front
- Automatically Undouble
  - When facing to the Company Rear
- **This Lesson focuses on correct Undoubling**

# Who undoubles?

- When facing in the direction of the Company Front or the Company Rear
  - The Men who are “in the rear” always undouble
  - These are the men in the rear of a rank-doubled, i.e., Front Rank doubled and Rear Rank doubled.
- “in the rear” is relative to the new direction they are moving.
  - Sometimes the men in the rear will be 1’s
  - Sometimes the men in the rear will be 2’s
- Company Anatomy:
  - Soldiers need to know the “Company Front” from the “Company Rear”

# Undoubling – Which way do I go?

- When facing in the direction of the Company Front or Company Rear
- If the Men in the rear are 1's, they undouble \*towards\* the Right Guide”.
- If the Men in the rear are 2's, they undouble \*away from\* the Right Guide”.

# School of the Soldier: March By The Flank

- In the School of the Soldier the March By The Flank is taught \*while the Company is formed in a single rank\* using the following instructions:
- **S.S. 369.** When he shall wish to halt the rank, marching by the flank, and to cause it to face to the front, he will command:
  - 1. Squad. 2. HALT. 3. FRONT.
- **S.S. 370.** At the second command, the rank will halt, and afterward no man will stir, although he may have lost his distance. This prohibition is necessary, to habituate the men to a constant preservation of their distances.
- **S.S. 371.** At the third command, each man will front by facing to the left, if marching by the right flank and by a face to the right, if marching by the left flank. The rear-rank men will at the same time move quickly into their places, so as to form the squad again into one rank.
- **S.S. 374.** The instructor will also cause the squad to face by the right or left flank in marching, and for this purpose will command:
  - 1. *Squad by the right (or left) flank.* 2. MARCH.
- **S.S. 375.** At the second command, which will be given a little before either foot comes to the ground, the recruits will turn the body, plants the foot that is raised in the new direction, and step off with the other foot without altering the cadence of the step; the men will double or undouble rapidly.
- **S.S. 376.** If, in facing by the right or the left flank, the squad should face to the rear, the men will come into one rank, agreeably to the principles indicated No. 371. It is to be remarked, that it is the men who are in the rear who always move up to form into single rank, and in such manner as never to invert the order of the numbers in the rank.

# School of the Company: March By The Flank

- In the School of the Company the March By The Flank is taught \*while the Company is formed in a two ranks\* using the following instructions:
  - To halt the company marching by the flank, and to face it to the front.
  - S.C. 147. To effect these objectives, the instructor will command:
    - 1. Company. 2. HALT. 3. FRONT.
  - S.C. 148. The second and third commands will be executed as prescribed in the S. S., Nos. 370 and 371. As soon as the files have undoubled the rear-rank will close to its proper distance. The captain and covering sergeant, as well as the left guide, if the march be by the left flank, will return to their habitual places in line, at the instant the company faces to the front.
- Per S.C. 148, the rear rank must wait until all men have undoubled before they close to their proper distance:
  - “As soon as the files have undoubled the rear-rank will close to its proper distance.”

## Critical Execution: never invert the order

- Per S.S.376, “it is the men who are in the rear who always move up to form into single rank, and in such manner as never to invert the order of the numbers in the rank.”
- This means that when faced to the Front or the Rear, the man next to the Right Guide is ALWAYS a One (1).

# Face & By the Flank Commands

- Halted / In Motion
  - *Right* – FACE / *By the right flank* – MARCH
  - *Left* – FACE / *By the left flank* – MARCH
  - *About* - FACE / *Right about* - MARCH
  - HALT / *Right about* - HALT
- Same Principles apply for halted and in motion

# Application of Commands

- Face and Flank commands can be used to face the troops:
  - To the Company Front, or
  - To the Company Rear, or
  - To the Company Right Flank, or
  - To the Company Left Flank

# Use the Proper Commands

- Stop perpetuating the reenactor-ism:
  - *Right about* – FACE
- The Correct Commands are:
  - *About* – FACE
  - *Right about* – MARCH
  - *Right about* – HALT

# 1. Squad by the Right (or left) flank.

## 2. MARCH.

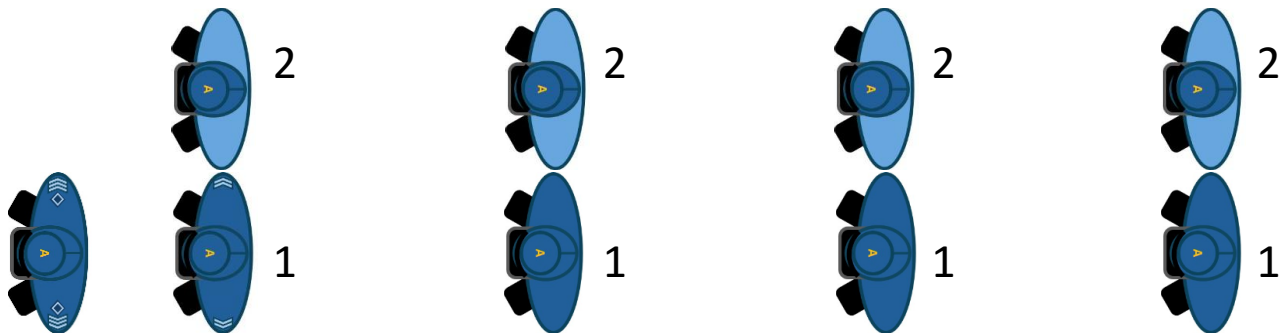
- Per S.S. 375, the Command may be given before either foot comes to the ground.
  - It is easiest for execution (but not required by the manual) if the Officer gives the command “MARCH” when the heel to the side of the flank strikes the ground.
    - If “*By the Right Flank*”, say MARCH when the Right heel strikes the ground so that the left foot is the foot that has not yet “come to the ground”
    - If “*By the Left Flank*” say MARCH when the Left heel strikes the ground so that the right foot is the foot that has not yet “come to the ground”
  - This enables the soldier to execute the turn in the direction by pushing off using the outside foot
    - Boys must be in correct cadenced step!!!
- Do not alter cadence
  - Don’t slow down, don’t race forward !!!!
- Lengthen your stride as you undouble
  - You’ll need to take a few steps as you oblique into your proper position

# When marching by the Right Flank

1. *Squad by the left flank.* 2. MARCH.

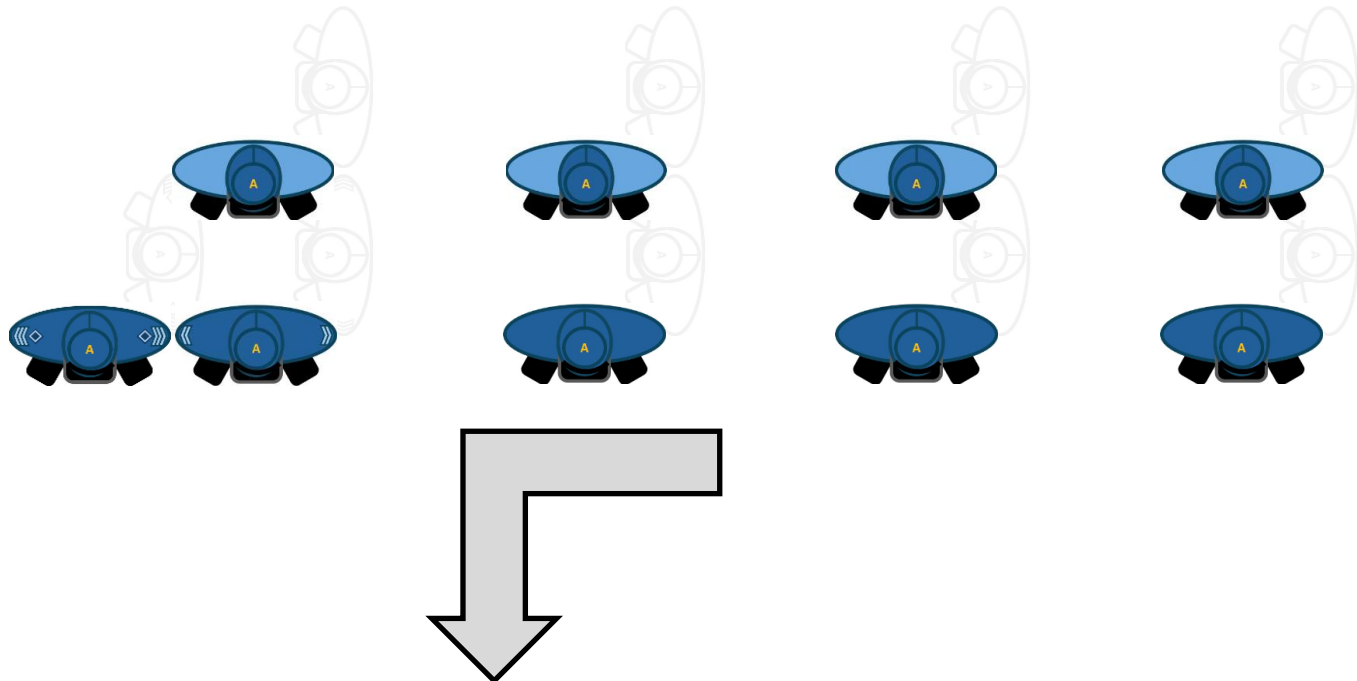
This is the maneuver we practice most often.

Company was faced to the right  
And is marching by the right flank  
When the command is given:  
Squad by the left flank.  
MARCH



**S.S. 375.** At the second command, which will be given a little before either foot comes to the ground, the recruits will turn the body, plant the foot that is raised in the new direction, and step off with the other foot without altering the cadence of the step; the men will double or undouble rapidly.

*By the Left Flank - MARCH*

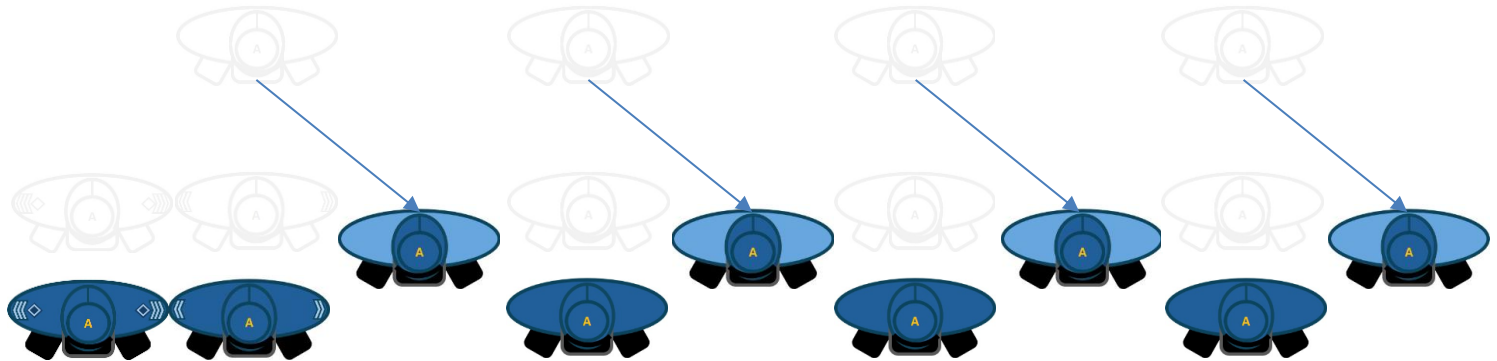


**S.S. 375.** At the second command, which will be given a little before either foot comes to the ground, the recruits will turn the body, plant the foot that is raised in the new direction, and step off with the other foot without altering the cadence of the step; the men will double or undouble rapidly.

In this scenario:

- The squad is facing to the Company-Front, therefore the men-in-the-rear will automatically undouble
- The 2's are "the men who are in the rear"

This means the 2's undouble by moving up and \*away from\* the Right Guide.

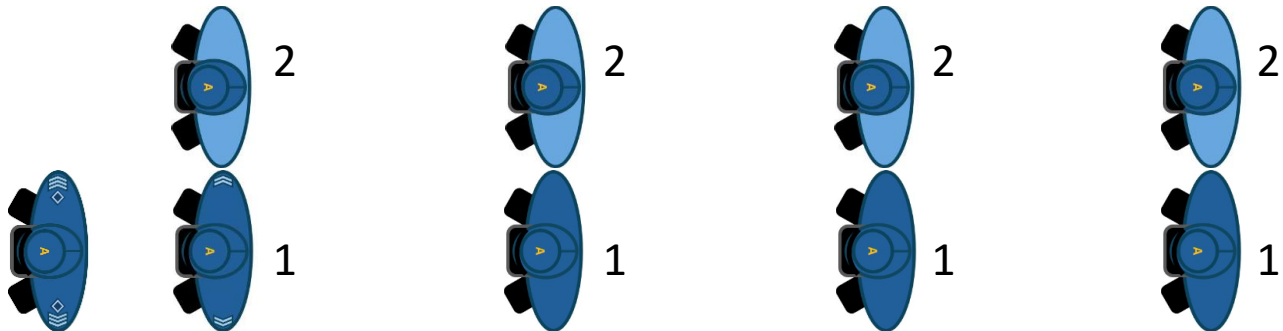


# When marching by the Right Flank

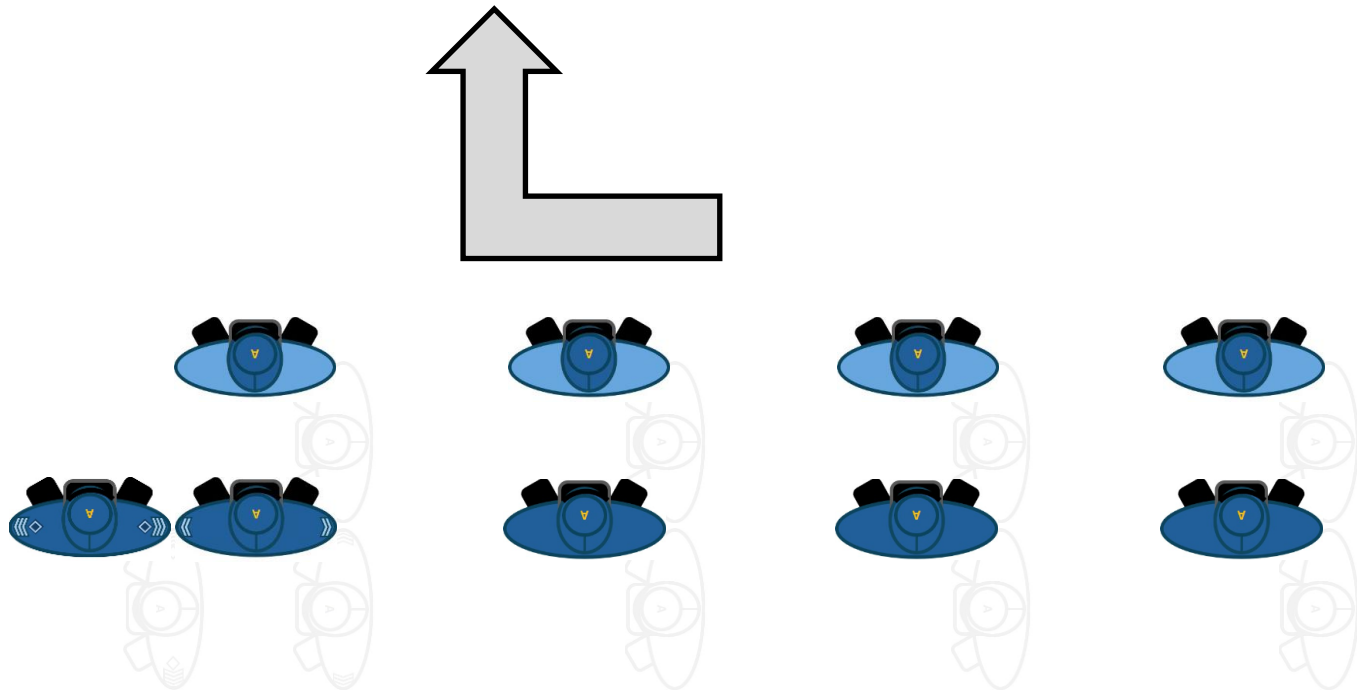
1. *Squad by the right flank.* 2. MARCH.

We are less practiced with this maneuver.

Company was faced to the right  
And is marching by the right flank  
When the command is given:  
Squad by the right flank.  
MARCH



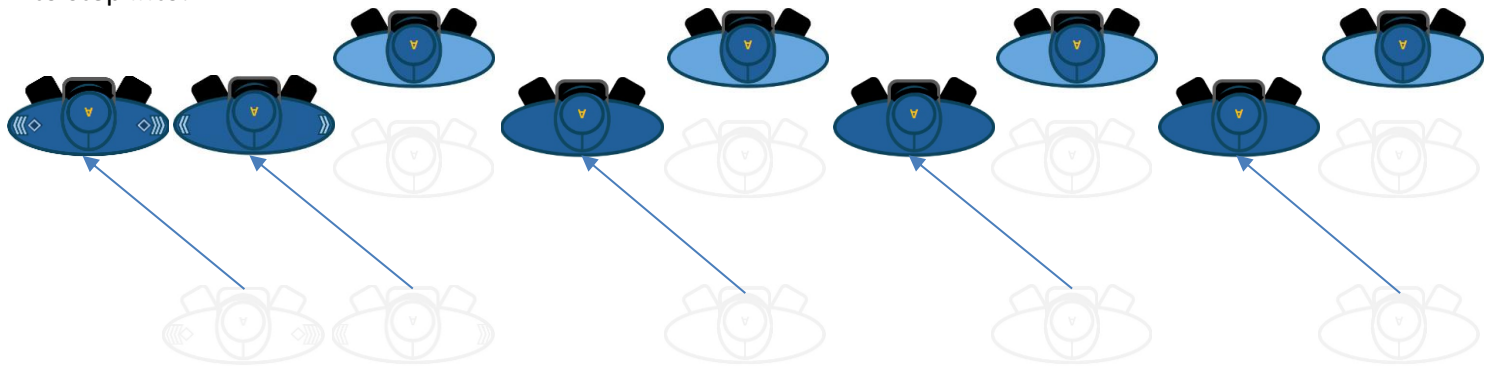
**S.S. 375.** At the second command, which will be given a little before either foot comes to the ground, the recruits will turn the body, plant the foot that is raised in the new direction, and step off with the other foot without altering the cadence of the step; the men will double or undouble rapidly.



*By the Right Flank* - MARCH

**S.S. 376.** If, in facing by the right or the left flank, the squad should face to the rear, the men will come into one rank, agreeably to the principles indicated No. 371. It is to be remarked, that it is the men who are in the rear who always move up to form into single rank, and in such manner as never to invert the order of the numbers in the rank.

Note that the 1<sup>st</sup> SGT must oblique to the left in order to create an interval for the 1<sup>st</sup> CPL to step into.



In this scenario:



- The squad is facing to the Company-Rear, therefore the men-in-the-rear will automatically undouble
- The 1's are "the men who are in the rear"

This means the 1's undouble by moving up and \*towards\* the Right Guide.

# When marching by the Left Flank

1. *Squad by the right flank.* 2. MARCH.

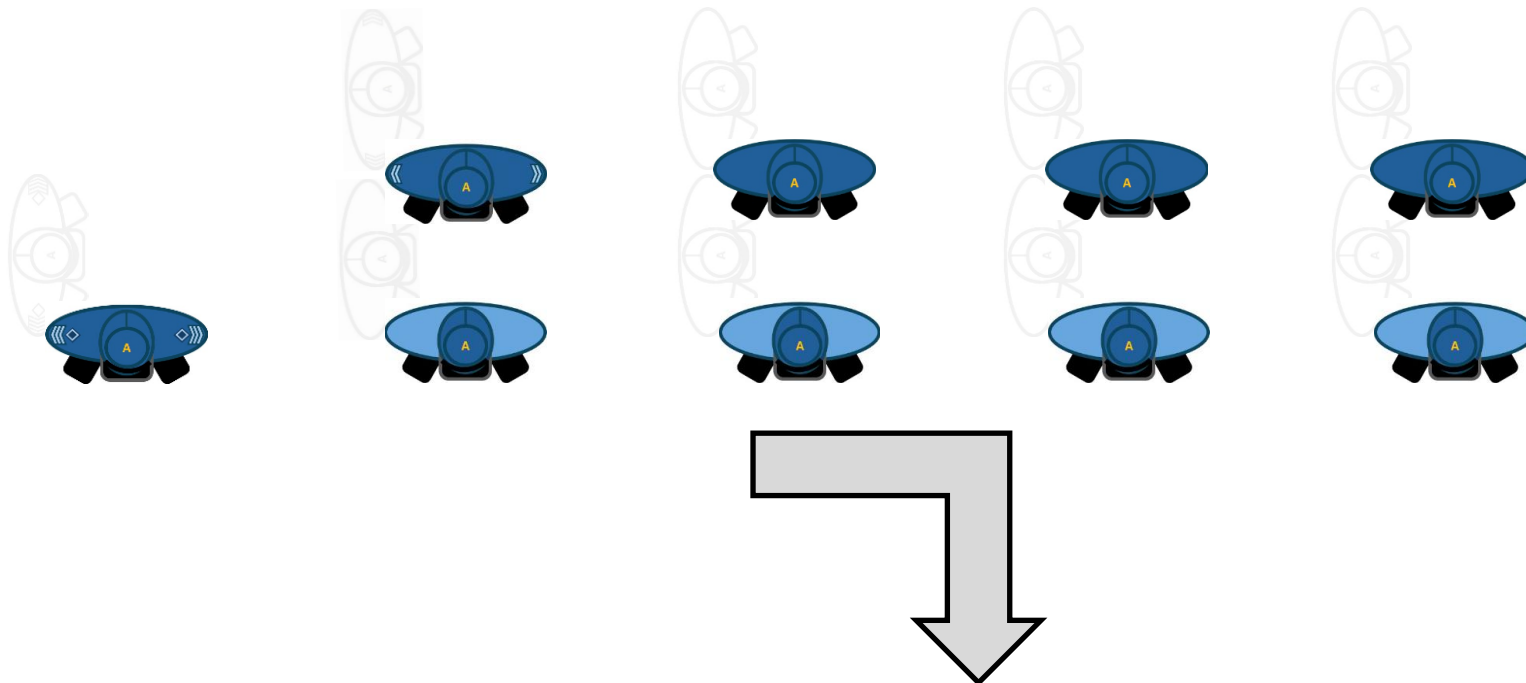
This is the maneuver we practice most often.



Company was faced to the left  
And is marching by the left flank  
When the command is given:  
Squad by the right flank.  
MARCH

**S.S. 375.** At the second command, which will be given a little before either foot comes to the ground, the recruits will turn the body, plant the foot that is raised in the new direction, and step off with the other foot without altering the cadence of the step; the men will double or undouble rapidly.

*By the Right Flank - MARCH*

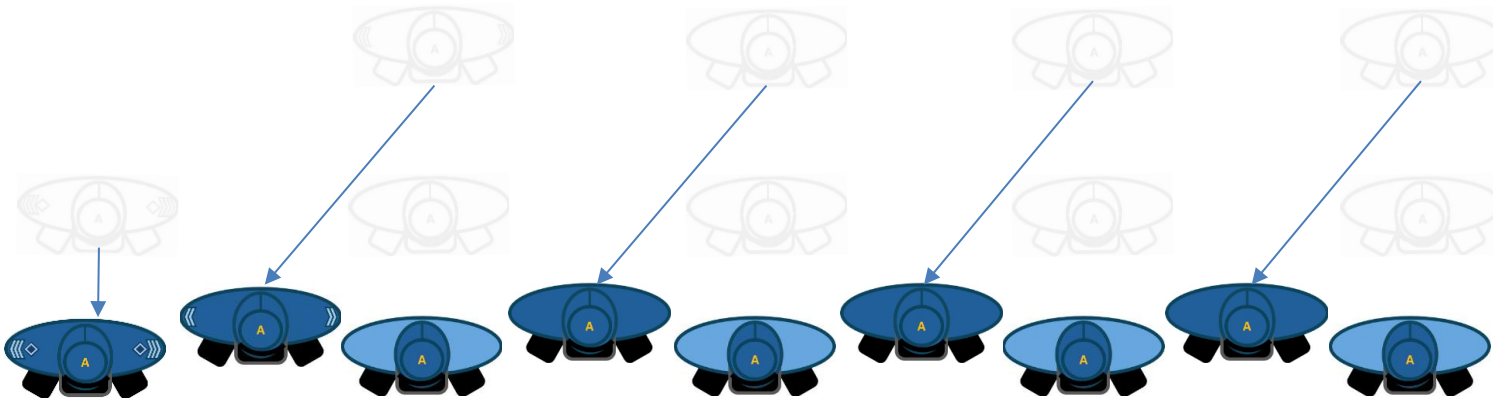


**S.S. 376.** If, in facing by the right or the left flank, the squad should face to the rear, the men will come into one rank, agreeably to the principles indicated No. 371. It is to be remarked, that it is the men who are in the rear who always move up to form into single rank, and in such manner as never to invert the order of the numbers in the rank.

In this scenario:

- The squad is facing to the Company-Front, therefore the men-in-the-rear will automatically undouble
- The 1's are "the men who are in the rear"


This means the 1's undouble by moving up and \*towards\* the Right Guide.



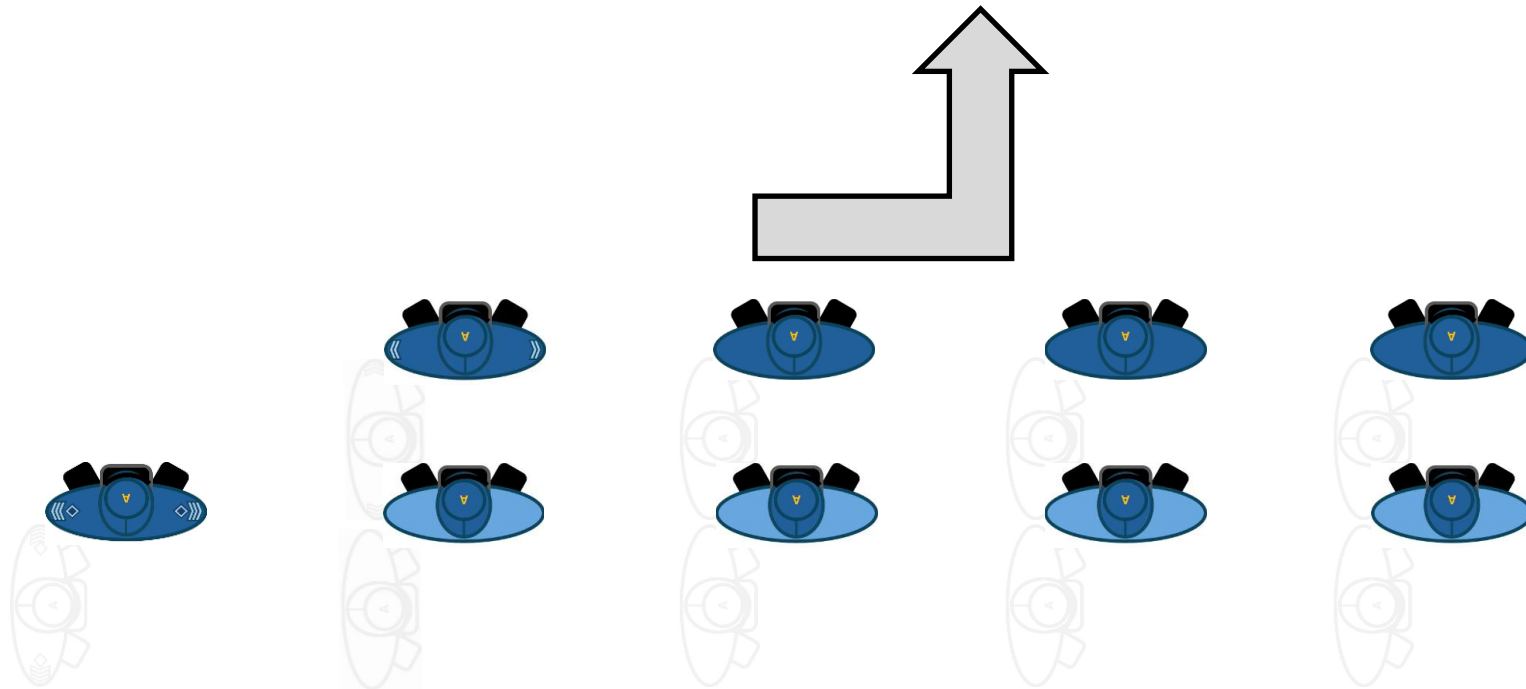
# When marching by the Left Flank

1. *Squad by the left flank.* 2. MARCH.

We are less practiced with this maneuver.

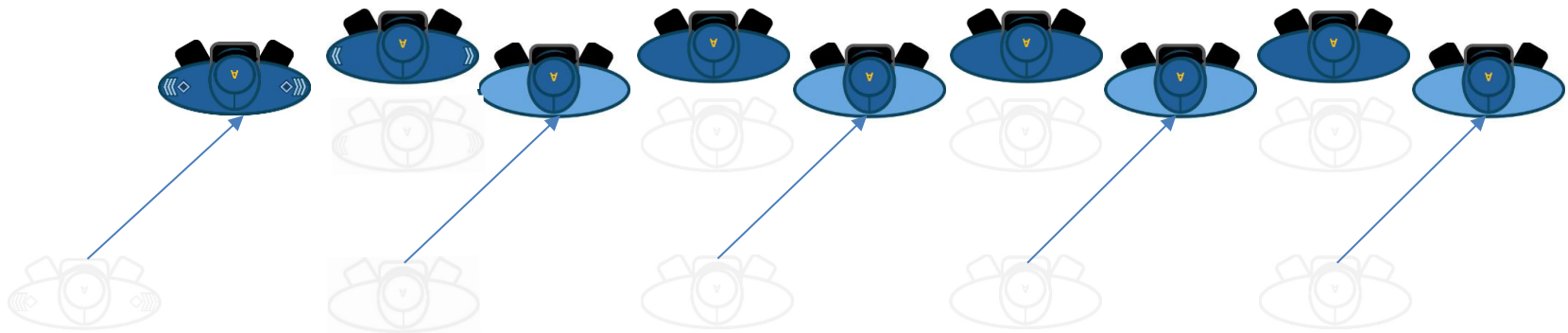


**S.S. 375.** At the second command, which will be given a little before either foot comes to the ground, the recruits will turn the body, plant the foot that is raised in the new direction, and step off with the other foot without altering the cadence of the step; the men will double or undouble rapidly.



*By the Left Flank* - MARCH

**S.S. 376.** If, in facing by the right or the left flank, the squad should face to the rear, the men will come into one rank, agreeably to the principles indicated No. 371. It is to be remarked, that it is the men who are in the rear who always move up to form into single rank, and in such manner as never to invert the order of the numbers in the rank.



In this scenario:

- The squad is facing to the Company-Rear, therefore the men-in-the-rear will automatically undouble
- The 2's are "the men who are in the rear"

This means the 2's undouble by moving up and \*away from\* the Right Guide.

A complete set of Doubling and Undoubling illustrations can be found in the lesson titled:

“Facings & Flanking – Doubling And Undoubling”

# Undoubling – In Summary

- When facing in the direction of the Company Front or Company Rear
  - Unless cautioned to do otherwise troops automatically undouble.
  - *\*Never\** invert the order of the numbers in the rank.
  - Men who are in the rear (relative to the new direction they are moving) always step up
  - When faced to the Front or the Rear, the man next to the Right Guide is ALWAYS a One.
  - Therefore
    - If the men-in-the-rear are 1's, they step up and *\*towards\** the Right Guide.
    - If the men-in-the-rear are 2's, they step up and *\*away from\** the Right Guide.

End of Lesson