



A SEMINAR ON
CASEY'S SCHOOLS OF INSTRUCTION

SCHOOLS OF THE SOLDIER AND COMPANY

FACINGS & FLANKING – DOUBLING

STEVE GIOVANNINI

25 MAY 2026

Illustration Conventions

- The following illustrations depict the Company marching by itself, therefore:
 - When marching in the direction of the Company Front or Company Rear, the Captain marches two paces in front of the center of the Company.
 - When marching in the direction of the Company Right Flank, the Captain marches beside the Company Right Guide, the 1st SGT.
 - When marching in the direction of the Company Left Flank, the Captain marches beside the Company Left Guide, the 2nd SGT.
 - The 2nd SGT takes his position as the Company Left Guide
- If the Company was to be marching in Line of Battle,
 - the Captain would assume his position in the Battalion Line
 - The 2nd SGT of the leftmost Company marches as a Battalion Left-Guide
 - All other 2nd SGTs march in their position as a Closer

Illustration Conventions

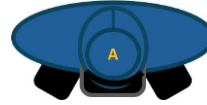
The illustrations in this lesson use different colored icons to visually distinguish between the #1 and #2 soldiers.



CPL
1



CPL
2



PVT
1



PVT
2

Company Anatomy - Important Distinctions

- Positions that are Defined when the Company is Formed
 - Company Right Guide & the Company Right Flank
 - The 1st Sgt & the side of the Company that he lines up on.
 - Company Left Guide & the Company Left Flank
 - The 2nd Sgt & the side of the Company that he lines up on.
 - Company Front Rank – always the “Front Rank”
 - The rank that was in the front when the Company was faced to the Company Front.
 - Company Rear Rank – always the “Rear Rank”
 - The rank that was in the rear when the Company was faced to the Company Front.
- Positions that are Relative to the Direction currently faced
 - “Men in the Front”
 - Refers to the Company Front Rank if the Company is faced to the Company Front
 - Refers to the Company Rear Rank if the Company is faced to the Company Rear
 - “Men in the Rear”
 - Refers to the Company Rear Rank if the Company is faced to the Company Front
 - Refers to the Company Front Rank if the Company is faced to the Company Rear
- Positions that are Relative to the Direction about to be faced
 - “Men in the Rear” of a rank that has doubled
 - This depends on how the Company was faced before marching by the flank; and which flank it was faced to; and whether the change of direction is to the Company Front or to the Company Rear.
 - It could refer to the men that doubled or to the men that did not double.

DOUBLING FUNDAMENTALS

When to Double?

- Unless cautioned to do otherwise ...
- Automatically Double
 - When facing to the Company Right Flank
- Automatically Double
 - When facing to the Company Left Flank
- **This Lesson focuses on correct Doubling**

Who doubles?

- When facing in the direction of the Company Right Guide:
 - The 2's Always Double
- When facing in the direction of the Company Left Guide:
 - The 1's Always Double
- Regardless if instructed to do so via:
 - *Right* - FACE
 - *Left* – FACE
 - *By the right flank* – MARCH
 - *By the left flank* - MARCH
- Company Anatomy:
 - Soldiers need to know the “Company Right Guide” from the “Company Left Guide”

Doubling – Which way do I go?

- Double in the same direction you were faced
 - If faced to the right, double by stepping up to the right
 - If faced to the left, double by stepping up to the left
- Doing so will ensure you always step away from the battle line. i.e.,
 - If starting position is faced to the Company Front, step away from the Company Front line
 - If starting position is faced to the Company Rear, step away from the Company Rear line

School of the Soldier: March By The Flank

- In the School of the Soldier the March By The Flank is taught *while the Company is formed in a single rank* using the following instructions:
 - S.S. 362. The rank being at a halt, and correctly aligned, the instructor will command:
 - 1. Squad, right—FACE. 2. Forward. 3. MARCH.
 - S.S 363. At the last part of the first command, the rank will face to the right; the even numbered men, after facing to the right, will step quickly to the right side of the odd numbered men, the latter standing fast, so that when the movement is executed, the men will be formed into files of two men abreast.
 - S.S. 364. At the third command, the squad will step off smartly with the left foot; the files keeping aligned, and preserving their intervals.
 - S.S. 365. The march by the left flank will be executed by the same commands, substituting the word left for right, and by inverse means; in this case, the even numbered men, after facing to the left will stand fast, and the odd numbered will place themselves on their left.
- The instruction “step quickly to the right/left side” is executed by many reenactors as a race.
- That execution creates a problem when Marching by the Flank when the Company is formed in two ranks! Some men collide with each other.

School of the Company: March By The Flank

- In the School of the Company the March By The Flank is taught *while the Company is formed in a two ranks* using the following instructions:
 - S.C. 137. The company being in line of battle, and at a halt, when the instructor shall wish to cause it to march by the right flank, he will command:
 - 1. Company, right—FACE. 2. Forward. 3. MARCH.
 - S.C. 138. At the first command, the company will face to the right, the covering sergeant will place himself at the head of the front-rank, the captain having stepped out for the purpose, so far as to find himself by the side of the sergeant, and on his left; the front-rank will double, as is prescribed in the S. S., No. 363; the rear-rank will, at the same time, side-step to the right one pace, and double in the same manner; so that when the movement is completed, the files will be formed of four men aligned, and elbow to elbow. The intervals will be preserved.
 - S.C. 139. The file closers will also move by side step to the right, so that when the ranks are formed, they will be two paces from the rearmost rank.
- It is important for the men-in-the-rear who are to double, that they complete their side-step *before* they double.

Doubling – Partially Correct Guidance

- We often hear:
 - *Right* - FACE => “2s Step Up”, or “2s Up”, or
 - “When facing to the right ... 2s Step Up”
 - *Left* - FACE => “1s Step Up”, or “1s Up”, or
 - “When facing to the left ... 1s Step Up”
- That guidance is partially correct:
 - It Only works when starting faced to the Front-Rank
 - It does NOT work when starting faced to the Rear-Rank
 - It does NOT work when marching by the Flank, i.e., halted and then faced to the front or to the rear.
 - It omits the critical side-step that is taught in School of the Company

Critical Execution: the side-step

- The instruction “the rear-rank will, at the same time, side-step to the right one pace, and double in the same manner” is a critical step in facing to the flank.
- The side-step creates the space for the doubling-man to step into.
- There should never be any pushing or shoving or any need to say “give left” or “give right”
- Side-step in the same direction you were ordered to face
 - If faced to the right, side-step to the right
 - If faced to the left, side-step to the left

Do NOT race to double!

- All men who are supposed to double must wait for the men-in-the-rear to complete their side-step.
- For men-in-the-front who must double, you must wait until the men-in-rear have stepped to the side.
 - If you do not wait, you will collide with the man-in-the-rear who is stepping to the side.
- For men-in-the-rear who must double, you must wait until you have completed your own side-step.
 - If you do not wait, you will collide with the man-in-the-rear in front of you who is stepping to the side.

The intervals will be preserved.

- There is a tendency for the men that do-not- double, to step forward into the interval vacated by the man that just-doubled.
- Caution the men that do not double, that they must maintain their position when the other men double.
- Remind the men that they must maintain their intervals while facing and while marching.
- At some point, the Company will be faced to either the Front or the Rear and the men that doubled need to return to their own interval in their respective rank.

Face & By the Flank Commands

- Halted / In Motion
 - *Right* – FACE / *By the right flank* – MARCH
 - *Left* – FACE / *By the left flank* – MARCH
 - *About* - FACE / *Right about* - MARCH
 - HALT / *Right about* - HALT
- Same Principles apply for halted and in motion

Application of Commands

- Face and Flank commands can be used to face the troops:
 - To the Company Front, or
 - To the Company Rear, or
 - To the Company Right Flank, or
 - To the Company Left Flank

Use the Proper Commands

- Stop perpetuating the reenactor-ism:
 - *Right about* – FACE
- The Correct Commands are:
 - *About* – FACE
 - *Right about* – MARCH
 - *Right about* – HALT

1. Squad by the Right (or left) flank.

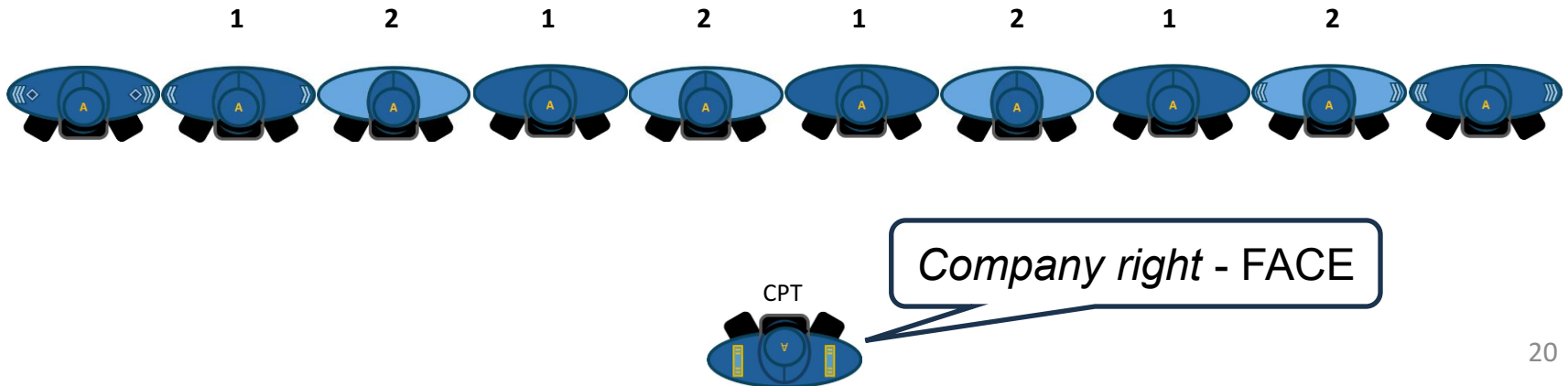
2. MARCH.

- Per S.S. 375, the Command may be given before either foot comes to the ground.
 - It is easiest for execution (but not required by the manual) if the Officer gives the command “MARCH” when the heel to the side of the flank strikes the ground.
 - If “*By the Right Flank*”, say MARCH when the Right heel strikes the ground so that the left foot is the foot that has not yet “come to the ground”
 - If “*By the Left Flank*”, say MARCH when the Left heel strikes the ground so that the right foot is the foot that has not yet “come to the ground”
 - This enables the soldier to execute the turn in the direction by pushing off using the outside foot
 - Boys must be in correct cadenced step!!!
- Do not alter cadence
 - Don’t slow down, don’t race forward !!!!
- Lengthen your stride as you double
 - You’ll need to take a few steps as you oblique into your proper position

Follow the Sequence

- This is not a race!!
- All men must first execute the facing
- Then the men-in-the-rear must complete their side-step
- Then the men supposed to double, double to the direction they faced
- The men not supposed to double, do not move. They must stay in their place.
- The pause between facing and doubling to allow the side-step to complete is critical to proper execution of facings and flank maneuvers when formed in two ranks.

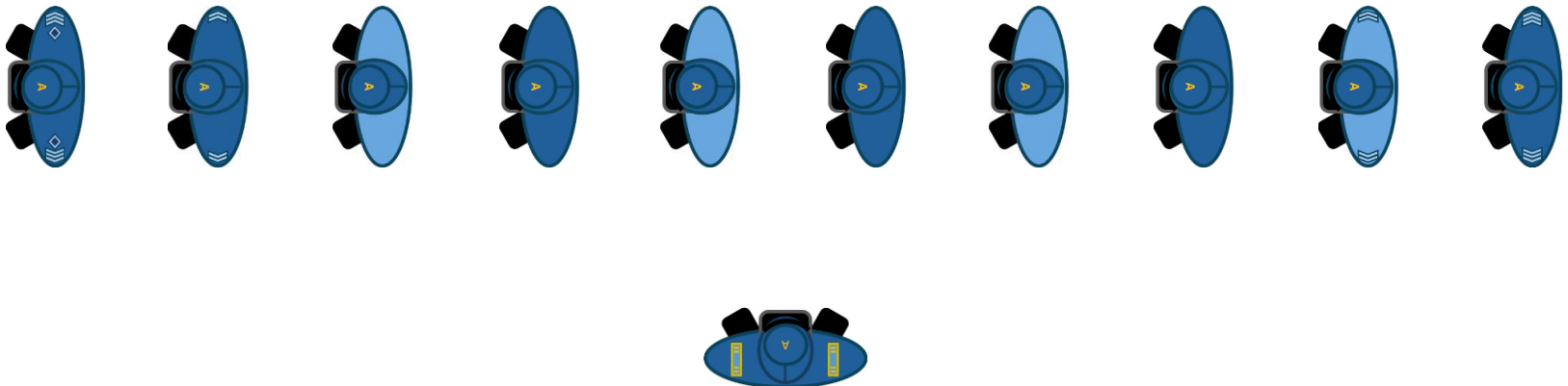
The Company Faced to the Company Front



The Right Face

S.S. 363. At the last part of the first command, the rank will face to the right; the even numbered men, after facing to the right, will step quickly to the right side of the odd numbered men, the latter standing fast, so that when the movement is executed, the men will be formed into files of two men abreast.

Face First

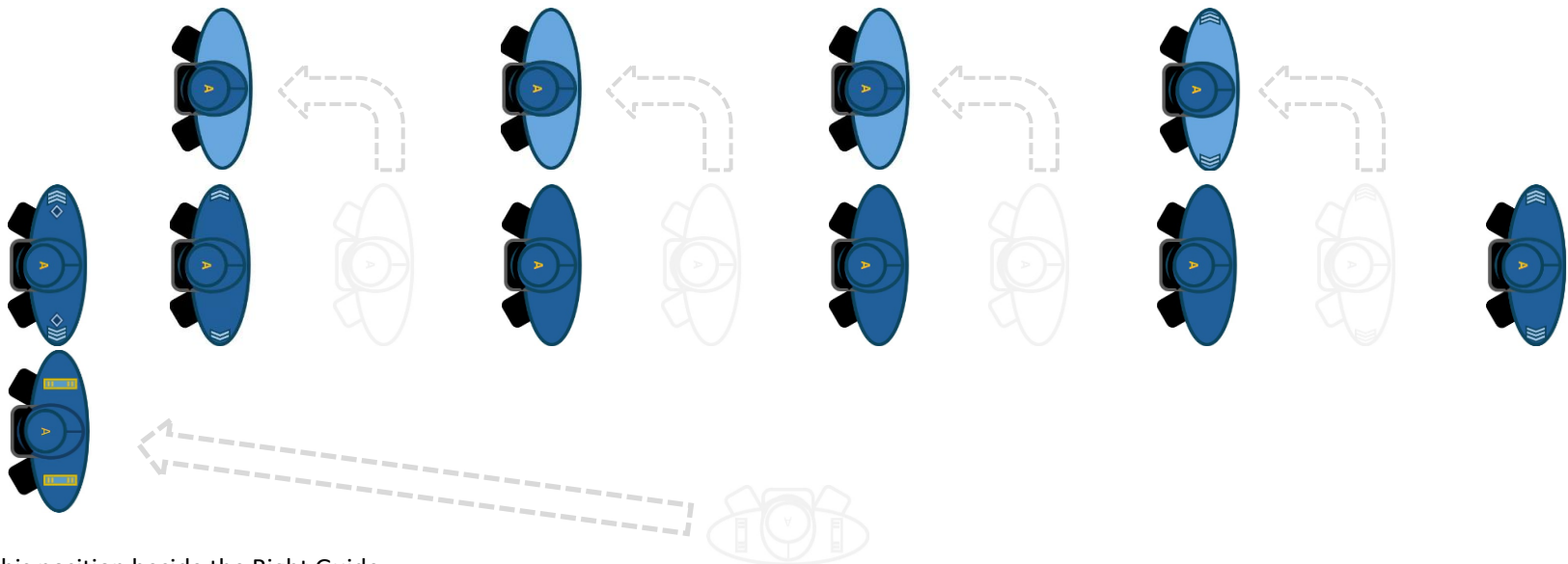


The Right Face

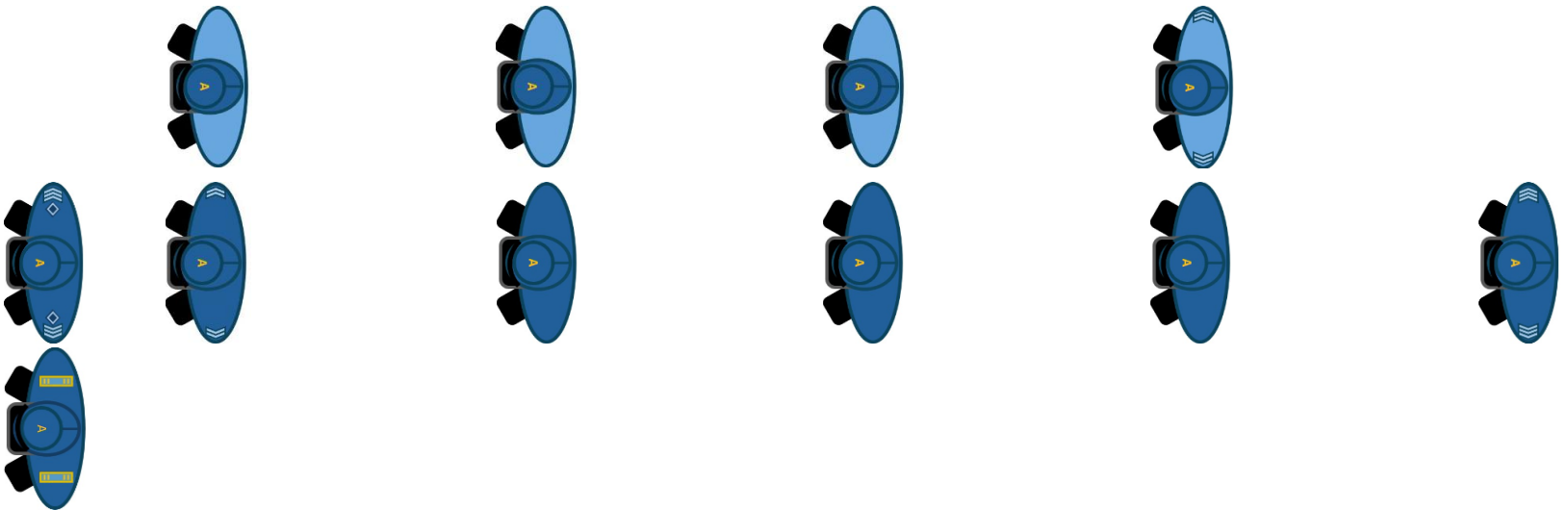
S.S. 363. At the last part of the first command, the rank will face to the right; the even numbered men, after facing to the right, will step quickly to the right side of the odd numbered men, the latter standing fast, so that when the movement is executed, the men will be formed into files of two men abreast.

When faced to the Company Front, a *By the right flank* – MARCH , or a *Right - FACE*, causes a facing in the direction of the Right Guide, so the 2's Double

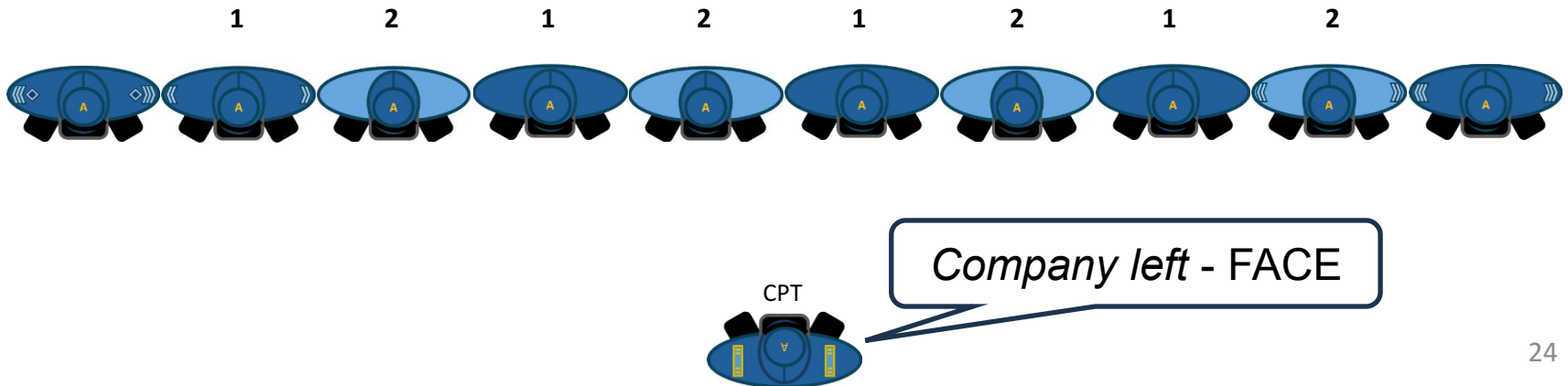
Then Double



The Company Faced to the Company Front Faced to the Company Right Flank



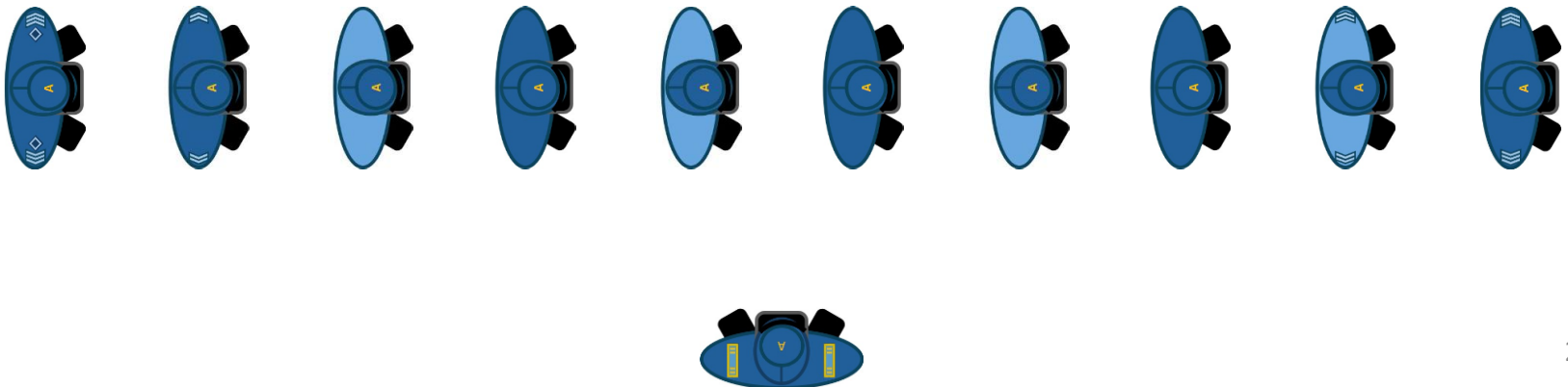
The Company Faced to the Company Front



The Left Face

S.S 365. The march by the left flank will be executed by the same commands, substituting the word *left* for *right*, and by inverse means; in this case, the even numbered men, after facing to the left will stand fast, and the odd numbered will place themselves on their left.

Face First

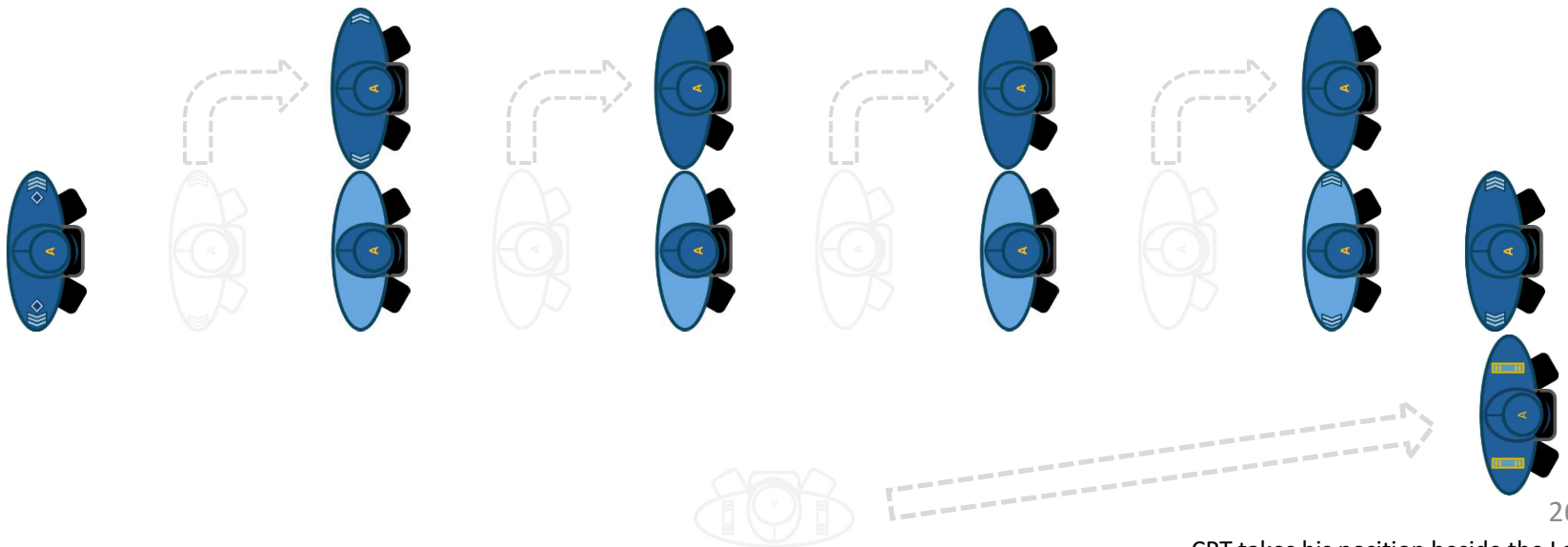


The Left Face

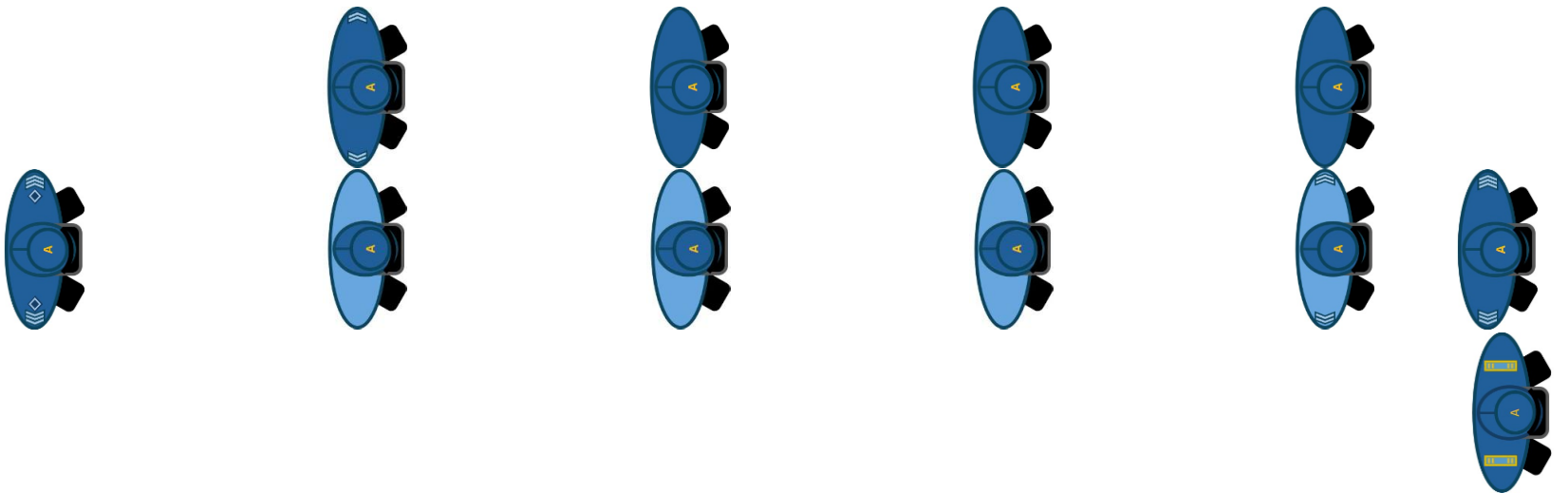
S.S 365. The march by the left flank will be executed by the same commands, substituting the word *left* for *right*, and by inverse means; in this case, the even numbered men, after facing to the left will stand fast, and the odd numbered will place themselves on their left.

When faced to the Company Front, a *By the left flank* – MARCH , or a *Left - FACE*, causes a facing in the direction of the Left Guide, so the 1's Double

Then Double




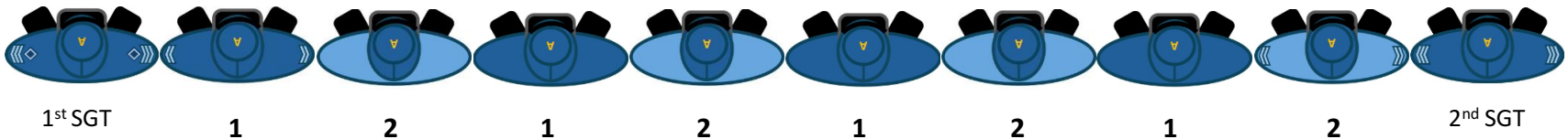
The Company Faced to the Company Front Faced to the Company Left Flank



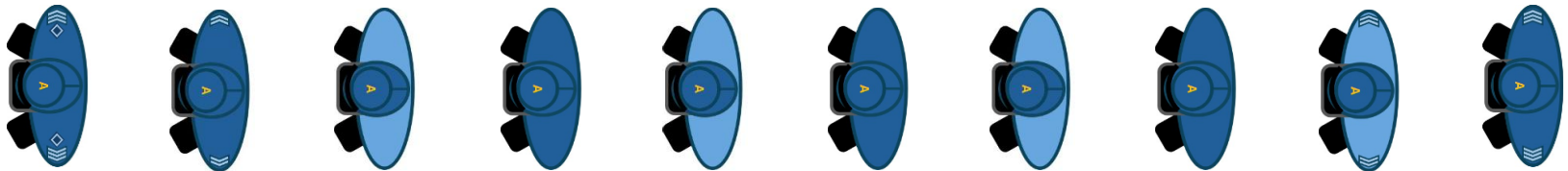
School of the Soldier

**THE FACINGS
WHEN FORMED IN ONE RANK
AND
FACED TO THE REAR**

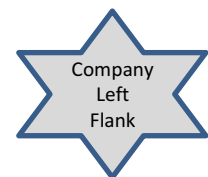
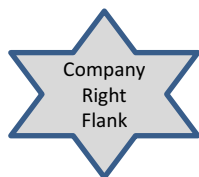
The Company Faced to the Company Rear



S.S. 377. If, when the squad has been faced to the rear, the instructor should cause it to face by the left flank, it is the even numbers who will double by moving to the left of the odd numbers; but if by the right flank, it is the odd numbers who will double to the right of the even numbers.



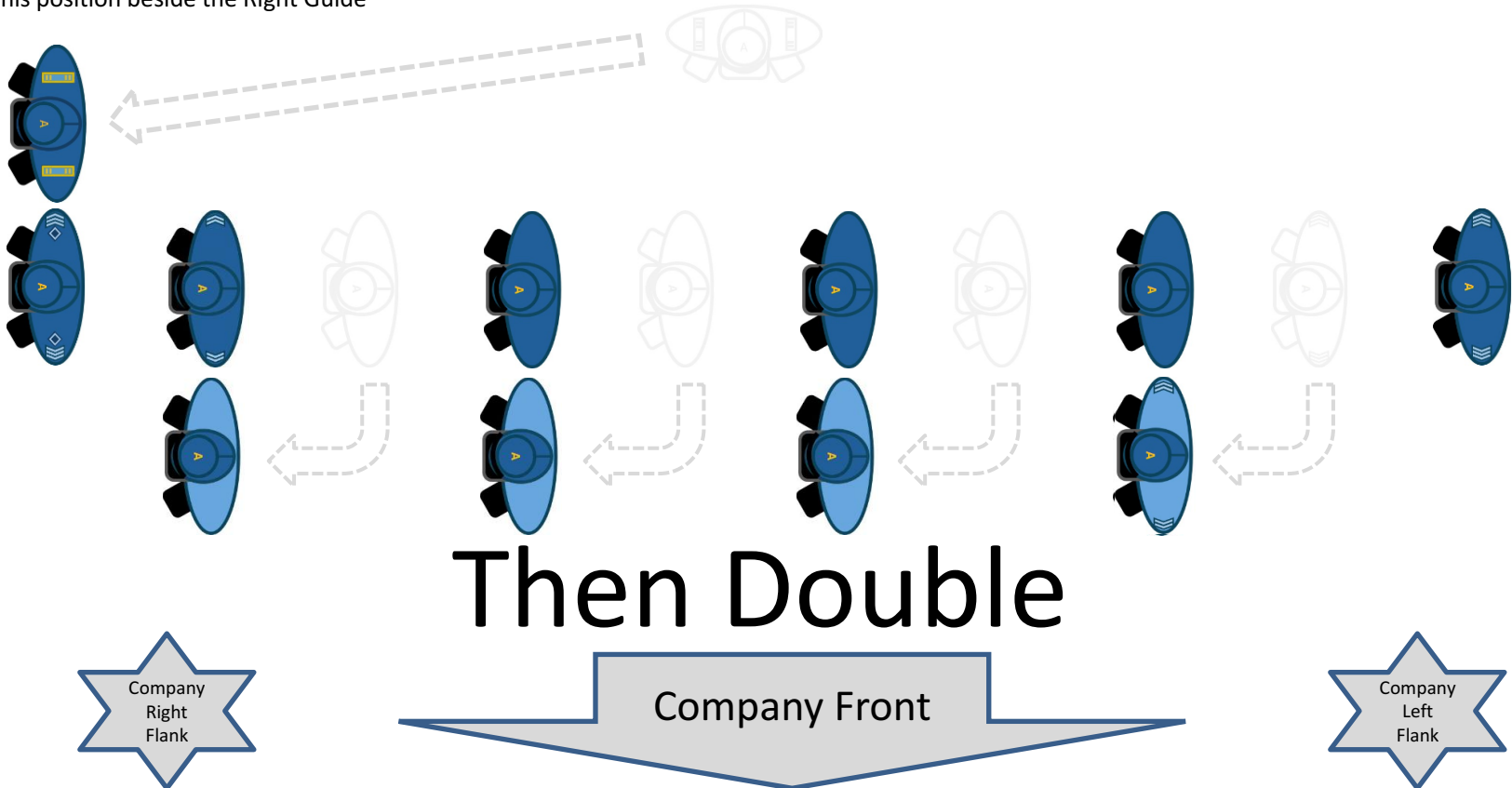
Face First



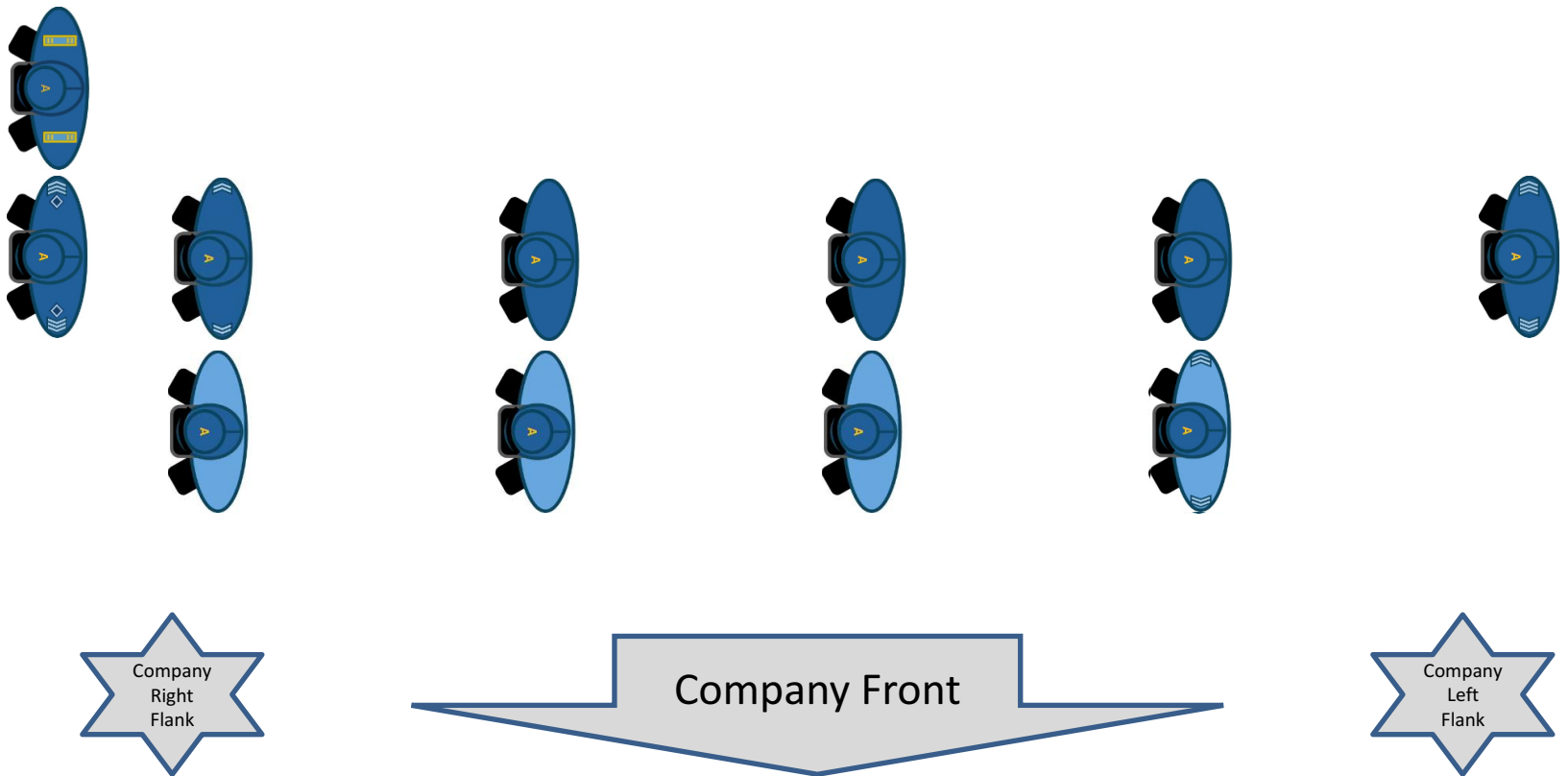
377. If, when the squad has been faced to the rear, the instructor should cause it to face by the left flank, it is the even numbers who will double by moving to the left of the odd numbers; but if by the right flank, it is the odd numbers who will double to the right of the even numbers.

When faced to the Company Rear, a *By the Left Flank* – MARCH , or a *Left - FACE*, causes a facing in the direction of the Right Guide, so the 2's Double


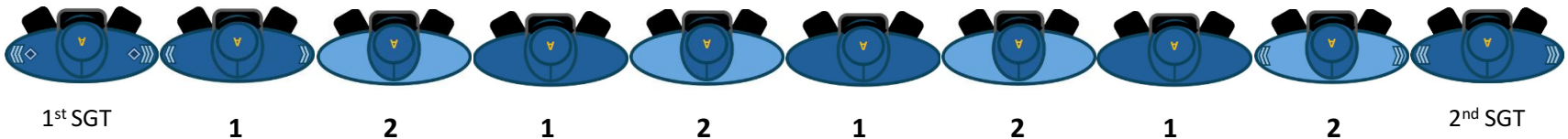
CPT takes his position beside the Right Guide



The Company Faced to the Company Rear Faced to the Company Right Flank

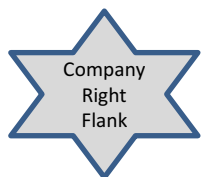
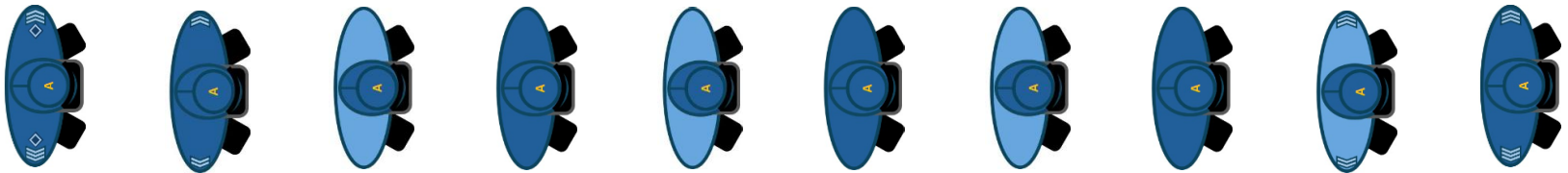


The Company Faced to the Company Rear



377. If, when the squad has been faced to the rear, the instructor should cause it to face by the left flank, it is the even numbers who will double by moving to the left of the odd numbers; but if by the right flank, it is the odd numbers who will double to the right of the even numbers.

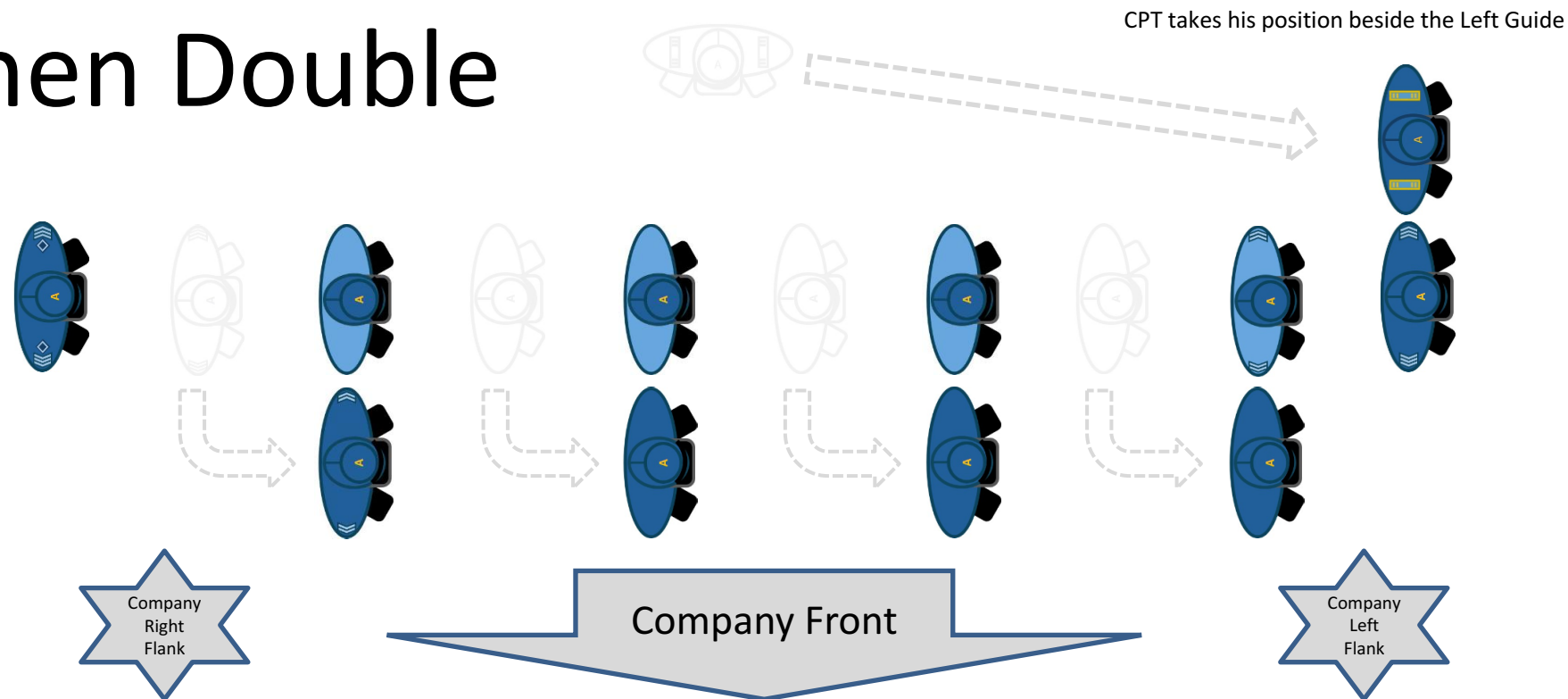
Face First



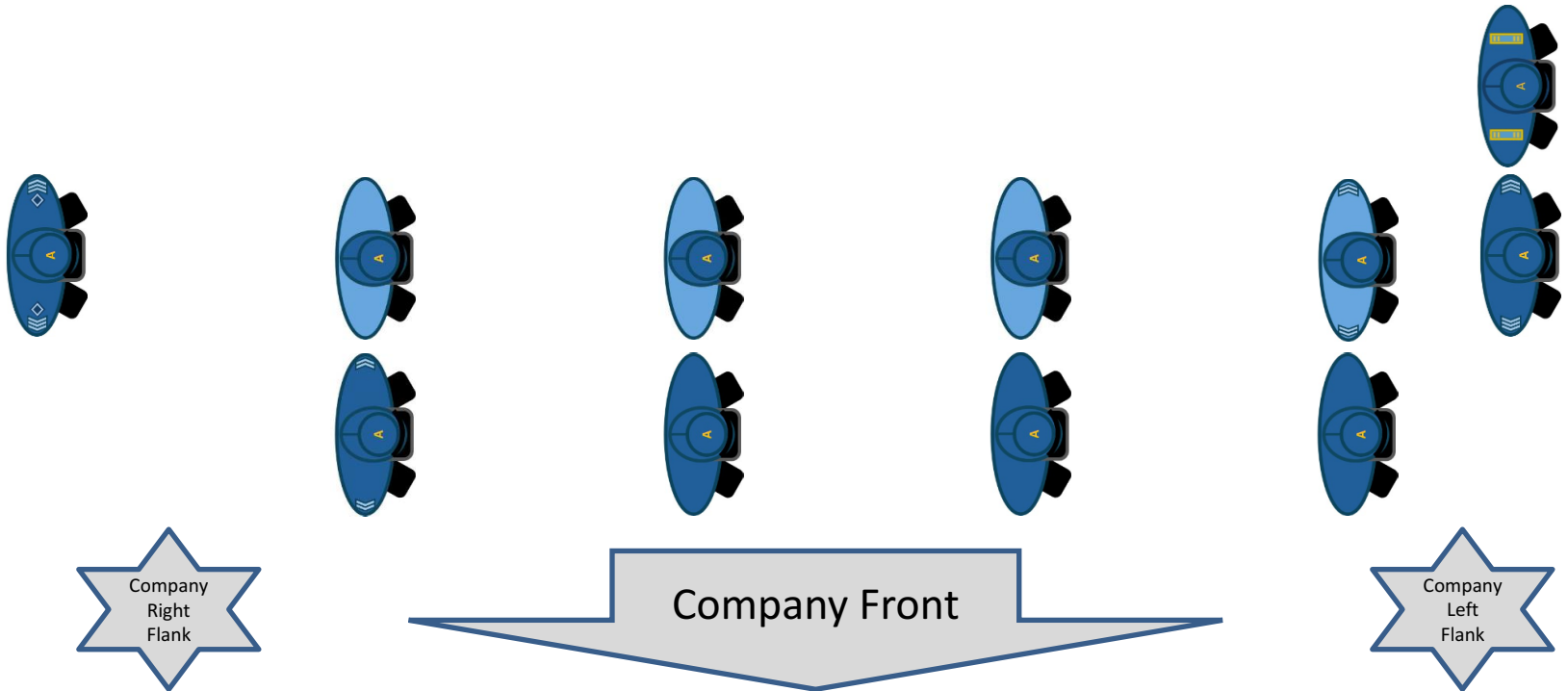
377. If, when the squad has been faced to the rear, the instructor should cause it to face by the left flank, it is the even numbers who will double by moving to the left of the odd numbers; but if by the right flank, it is the odd numbers who will double to the right of the even numbers.

When faced to the Company Rear, a *By the Right Flank* – MARCH, or a *Right - FACE*, causes a facing in the direction of the Left Guide, so the 1's Double

Then Double



The Company Faced to the Company Rear Faced to the Company Left Flank



School of the Soldier

THE FACINGS WHEN FORMED IN TWO RANKS

School of the Company – the side-step

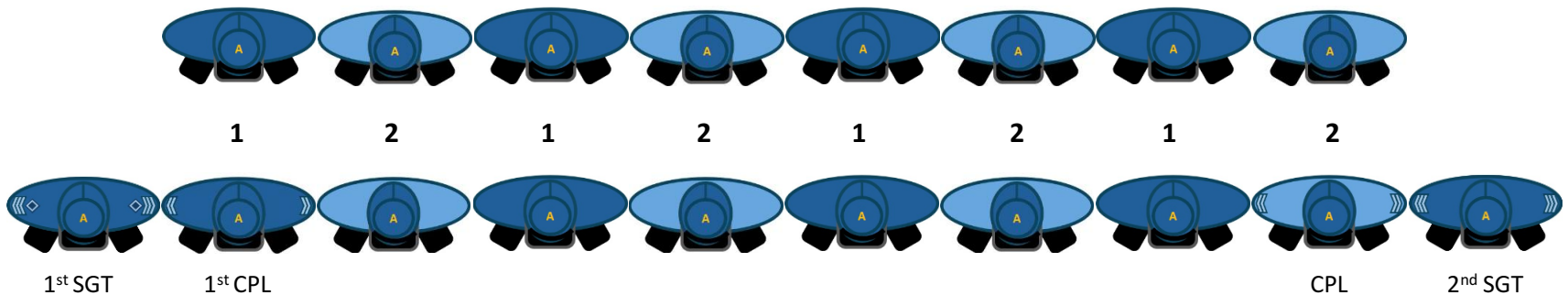
Recall that School of the Company instruction 138 requires the men in the rear to side-step one pace *before* they themselves double.

School of the Company

**THE RIGHT FACE
WHEN FORMED IN TWO RANKS
FACED TO THE FRONT**

The Company Formed – Faced to the Front

Closers:
5th SGT, 2nd LT, 4th SGT, 3rd SGT, 3rd LT, 1st LT, and 2nd SGT when in Battalion Line

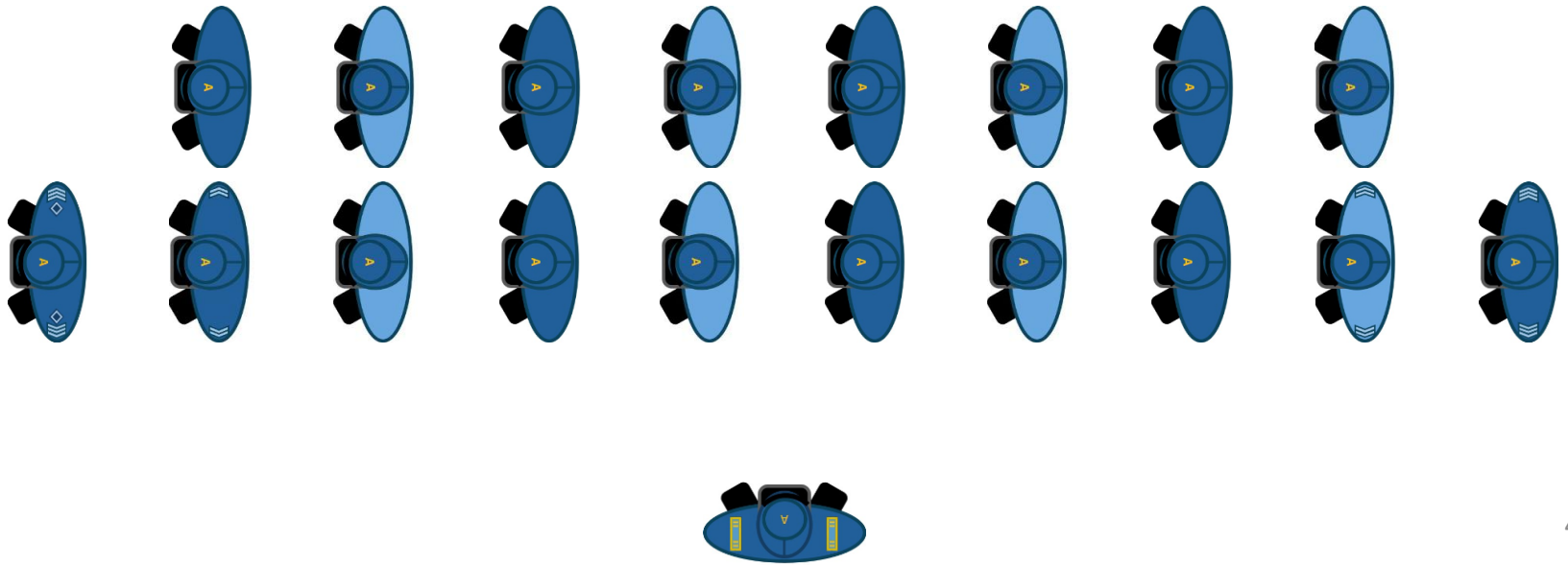


Face

S.C. 138. At the first command, the company will face to the right, the covering sergeant will place himself at the head of the front-rank, the captain having stepped out for the purpose, so far as to find himself by the side of the sergeant, and on his left; the front-rank will double, as is prescribed in the *S. S., No. 363*; the rear-rank will, *at the same time, side-step to the right one pace*, and double in the same manner; so that when the movement is completed, the files will be formed of four men aligned, and elbow to elbow. The intervals will be preserved.

S.C. 139. The file closers will also move by side step to the right, so that when the ranks are formed, they will be two paces from the rearmost rank.

Closers:
5th SGT, 2nd LT, 4th SGT, 3rd SGT, 3rd LT, 1st LT, and 2nd SGT when in Battalion Line

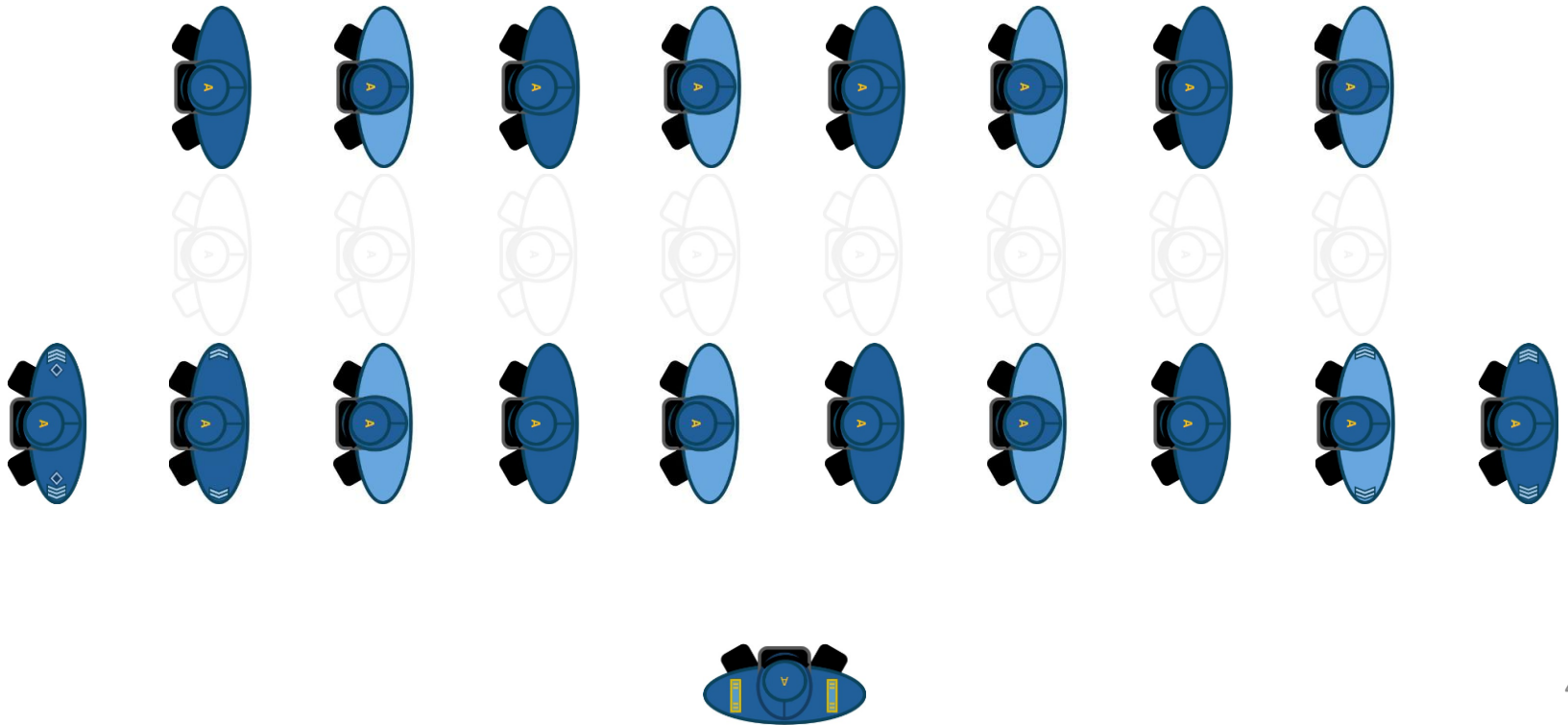


STEP

Closers:
5th SGT, 2nd LT, 4th SGT, 3rd SGT, 3rd LT, 1st LT, and 2nd SGT when in Battalion Line

S.C. 138. At the first command, the company will face to the right, the covering sergeant will place himself at the head of the front-rank, the captain having stepped out for the purpose, so far as to find himself by the side of the sergeant, and on his left; **the front-rank will double, as is prescribed in the S. S., No. 363; the rear-rank will, at the same time, side-step to the right one pace**, and double in the same manner; so that when the movement is completed, the files will be formed of four men aligned, and elbow to elbow. The intervals will be preserved.

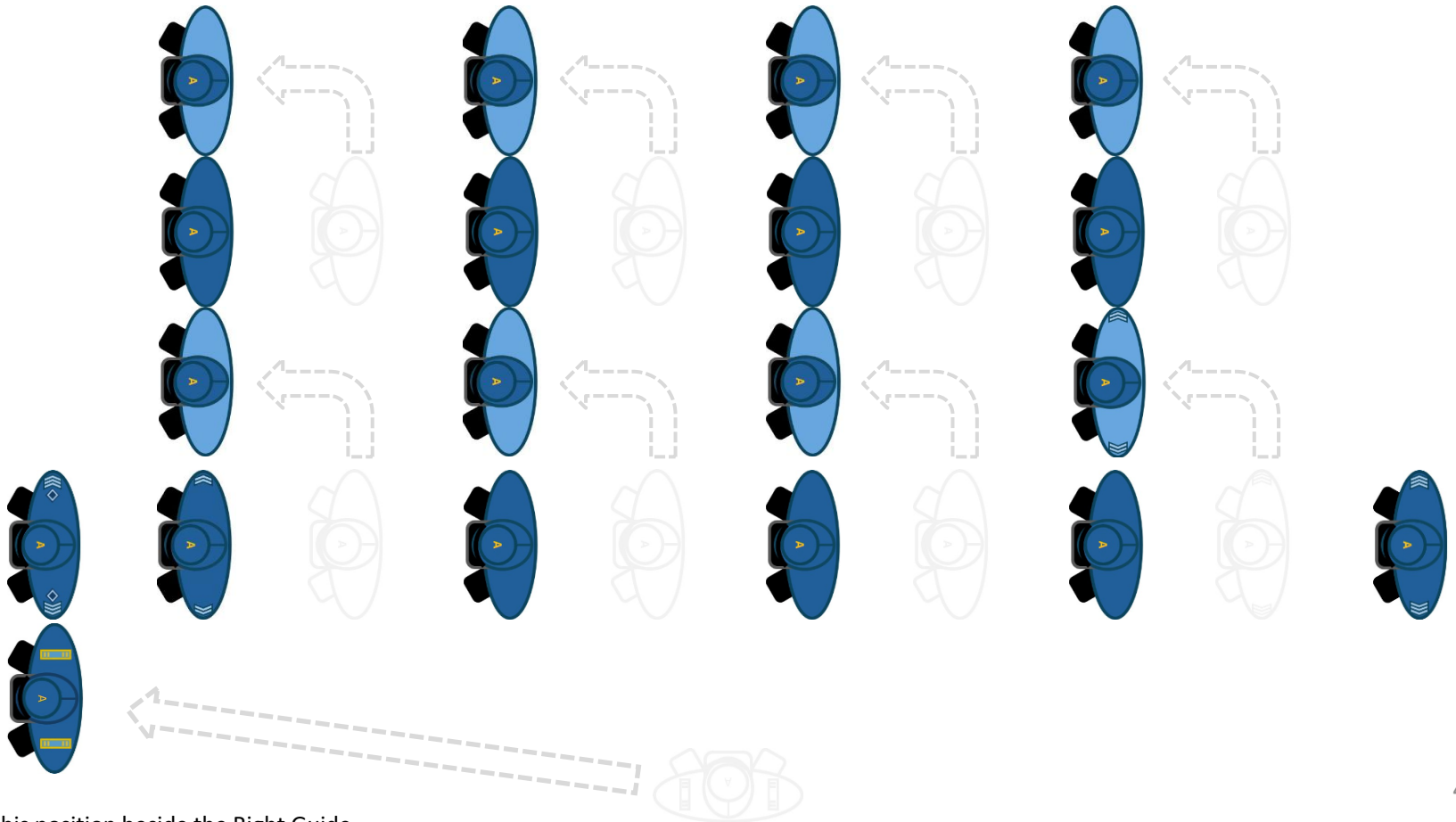
S.C. 139. The **file closers will also move by side step to the right**, so that when the ranks are formed, they will be two paces from the rearmost rank.

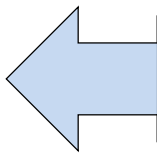


DOUBLE

Closers:
5th SGT, 2nd LT, 4th SGT, 3rd SGT, 3rd LT, 1st LT, and 2nd SGT when in Battalion Line

S.C. 138. At the first command, the company will face to the right, the covering sergeant will place himself at the head of the front-rank, the captain having stepped out for the purpose, so far as to find himself by the side of the sergeant, and on his left; **the front-rank will double, as is prescribed in the S. S., No. 363; the rear-rank will, at the same time, side-step to the right one pace, and double in the same manner;** so that when the movement is completed, the files will be formed of four men aligned, and elbow to elbow. **The intervals will be preserved.**



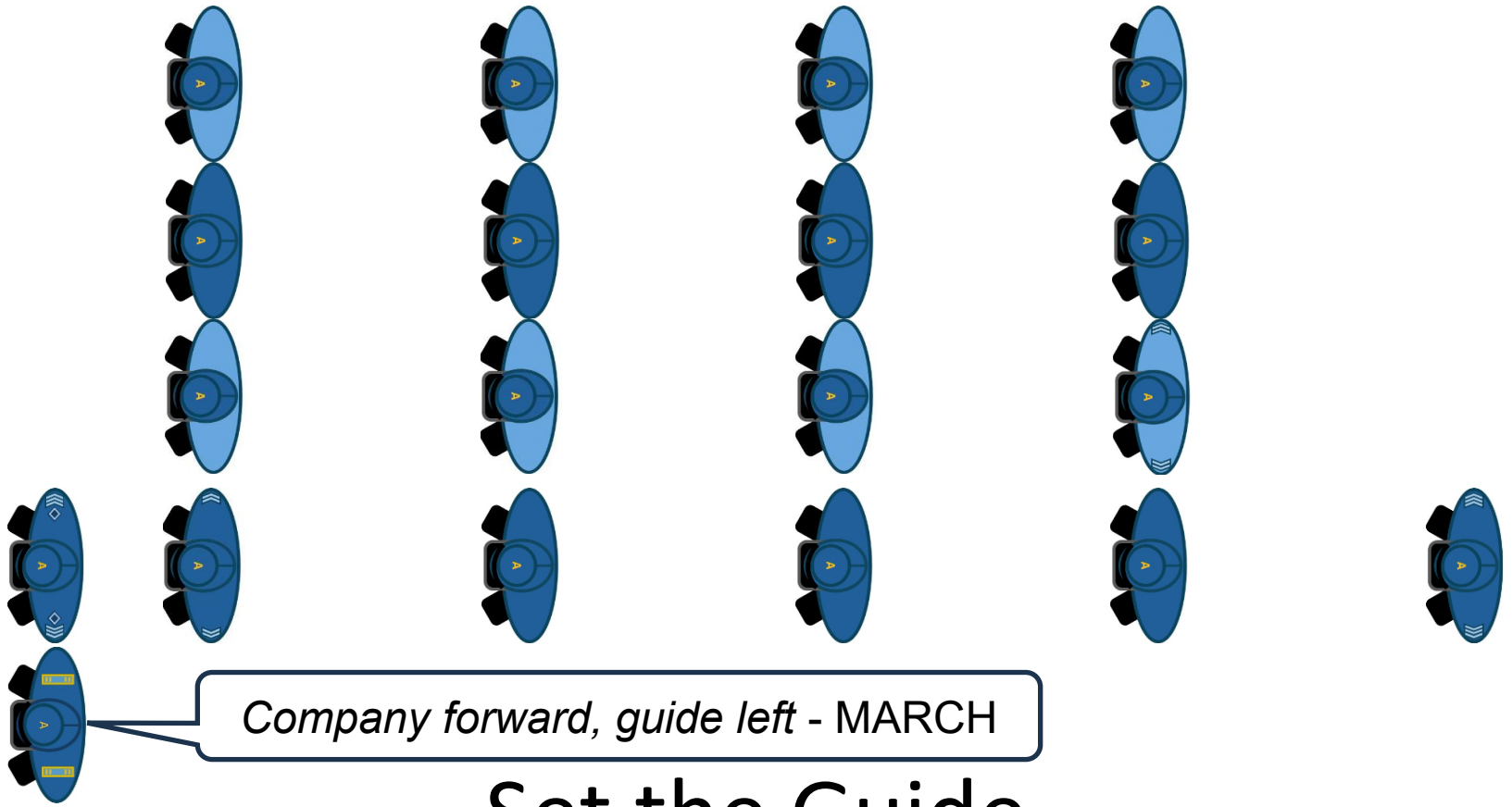


Closers:
5th SGT, 2nd LT, 4th SGT, 3rd SGT, 3rd LT, 1st LT, and 2nd SGT when in Battalion Line

S.C. 202. These dispositions being made, the instructor will step aside, and command:

1. *Column, forward.* 2. *Guide left (or right).* 3. *MARCH.*

S.C. 204. The men will each feel lightly the elbow of his neighbor toward the guide, and conform himself, in marching, to the principles prescribed in the S. S., No. 336. The man next to the guide, in each platoon, will take care never to pass him, and also to march always about six inches to the right (or left) from him, in order not to push him out of the direction.



Company forward, guide left - MARCH

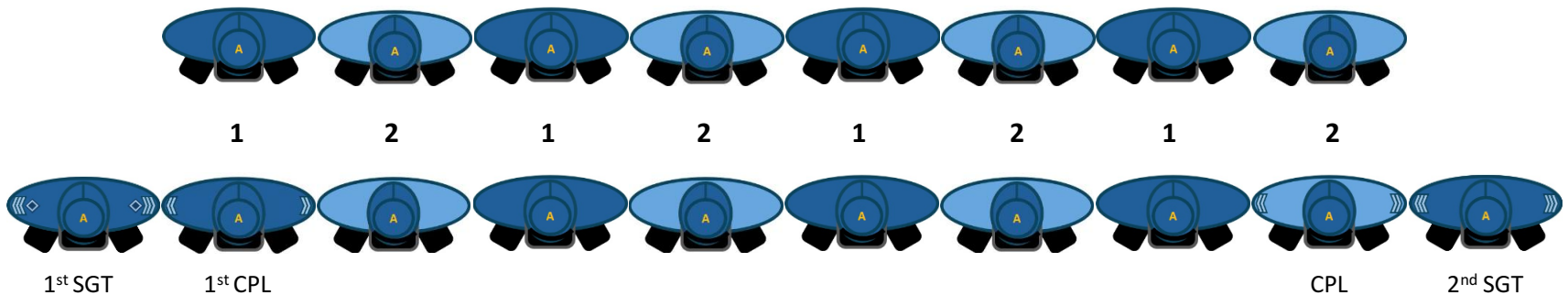
Set the Guide

School of the Company

**THE LEFT FACE
WHEN FORMED IN TWO RANKS
FACED TO THE FRONT**

The Company Formed – Faced to the Front


Closers:
5th SGT, 2nd LT, 4th SGT, 3rd SGT, 3rd LT, 1st LT, and 2nd SGT when in Battalion Line



Face

S.C. 142. The instructor will cause the march by the left flank to be executed by the same commands, substituting *left for right*; *the ranks will double, as has been prescribed in the S. S., No. 365*; the rear-rank will side-step to the left one pace before doubling.

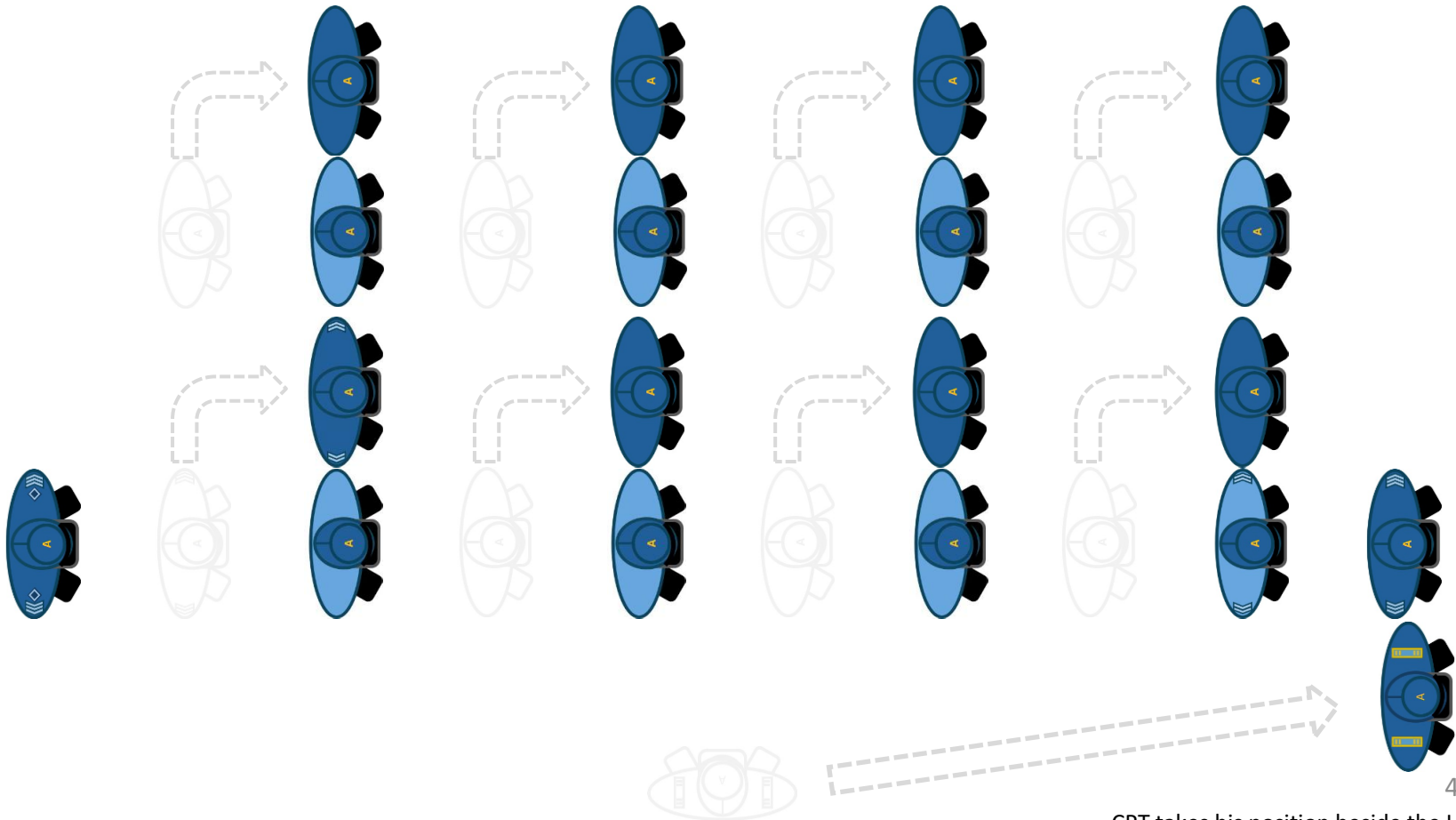
Closers:
5th SGT, 2nd LT, 4th SGT, 3rd SGT, 3rd LT, 1st LT, and 2nd SGT when in Battalion Line



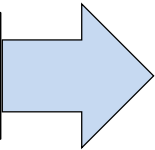
Double

Closers:
5th SGT, 2nd LT, 4th SGT, 3rd SGT, 3rd LT, 1st LT, and 2nd SGT when in Battalion Line

S.C. 143. At the instant the company faces to the left, **the left guide will place himself at the head of the front-rank; the captain will pass rapidly to the left, and place himself by the right side of this guide; the covering sergeant will replace the captain in the front-rank, the moment the latter quits it to go to the left.**



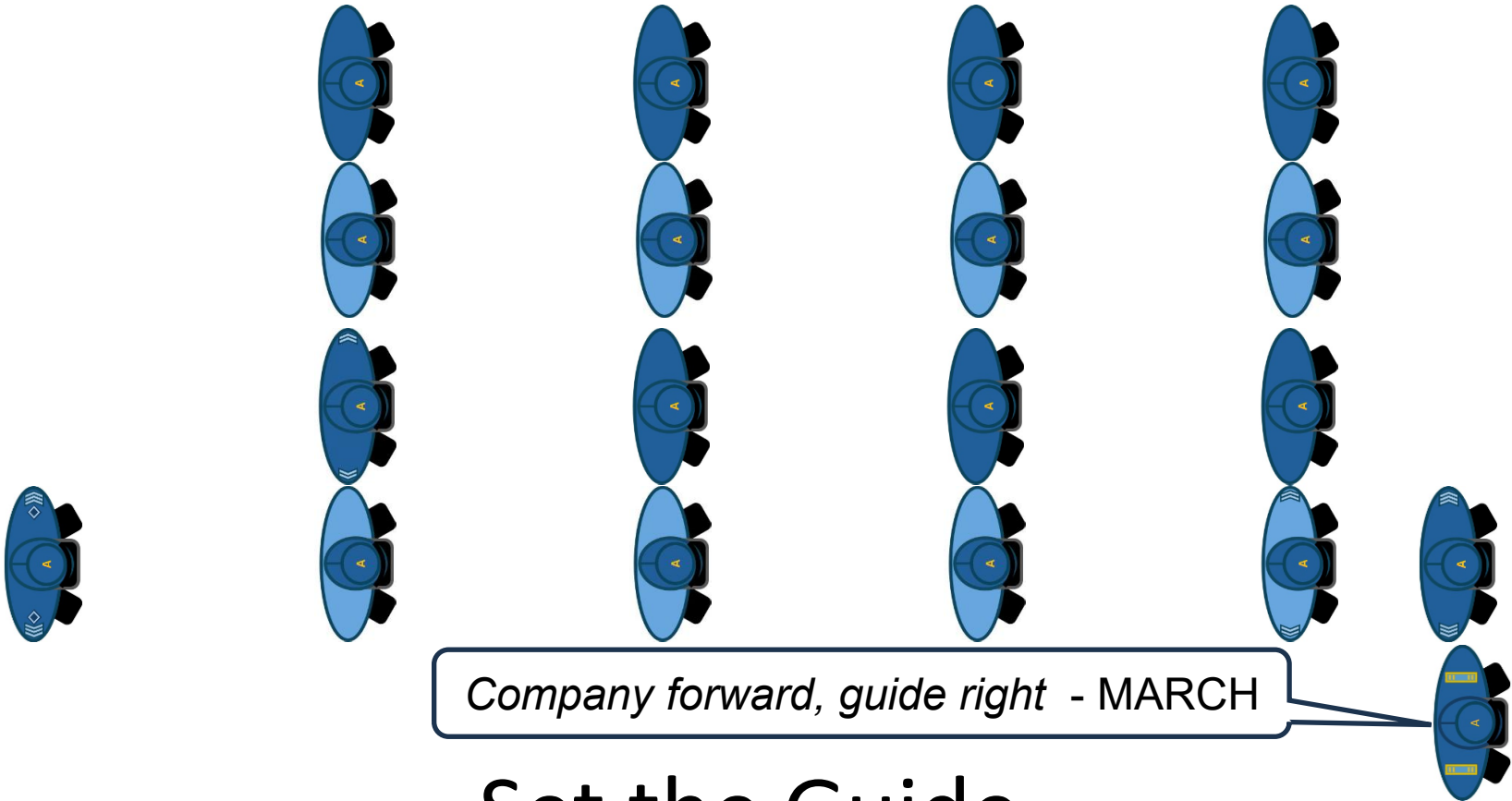
Closers:
5th SGT, 2nd LT, 4th SGT, 3rd SGT, 3rd LT, 1st LT, and 2nd SGT when in Battalion Line



S.C. 202. These dispositions being made, the instructor will step aside, and command:

- 1. *Column, forward.*
- 2. *Guide left (or right).*
- 3. *MARCH.*

S.C. 204. The men will each feel lightly the elbow of his neighbor toward the guide, and conform himself, in marching, to the principles prescribed in the S. S., No. 336. The man next to the guide, in each platoon, will take care never to pass him, and also to march always about six inches to the right (or left) from him, in order not to push him out of the direction.



Company forward, guide right - MARCH

Set the Guide

A complete set of Doubling and Undoubling illustrations can be found in the lesson titled:

“Facings & Flanking – Doubling And Undoubling”

Doubling – In Summary

- When facing in the direction of the Company Flank (i.e., in the direction of the Right Guide or Left Guide)
 - Unless cautioned to do otherwise troops automatically double.
 - All men: face in the direction instructed.
 - Men in the rear: side-step to the side instructed.
 - Men who are supposed to double: step up to the direction instructed.
 - Men in the front: must pause long enough to allow the men in the rear to complete their side-step before doubling
 - Men in the rear: must complete their side-step before doubling
- On the Command “*Right – FACE*”
 - All men: face to the right
 - Men in the rear: side-step to the right
 - Men that double: double to the right
- On the Command “*Left – FACE*”
 - All men: face to the left
 - Men in the rear: side-step to the left
 - Men that double: double to the left

End of Lesson