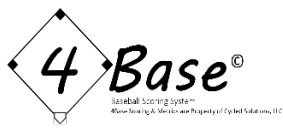




## 2026 STL Cardinals 4Base & Standard Stats by Game

As of  
5/6/2026  
STL Game #036

| Game                                | PA's       | AB's       | Hits      | HR        | Walks     | SO        | STL Team    | PA Bases   | BR Bases   | Bases      | Credit for | 4BRate       | Productive | SACs     |
|-------------------------------------|------------|------------|-----------|-----------|-----------|-----------|-------------|------------|------------|------------|------------|--------------|------------|----------|
|                                     |            |            |           |           |           |           | 4Base Score |            |            | Pushed     | Run        |              | Outs       |          |
| STL-028 - 04-27-26 - STL 4 @ PIT 2  | 34         | 32         | 6         | 2         | 2         | 7         | 42          | 15         | 8          | 15         | 4          | 1.235        | 0          | 0        |
| STL-029 - 04-28-26 - STL 11 @ PIT 7 | 45         | 37         | 12        | 2         | 5         | 10        | 103         | 30         | 29         | 33         | 11         | 2.289        | 3          | 2        |
| STL-030 - 04-29-26 - STL 5 @ PIT 4  | 40         | 33         | 6         | 1         | 6         | 11        | 53          | 21         | 13         | 14         | 5          | 1.325        | 2          | 0        |
| STL-031 - 04-30-26 - STL 10 @ PIT 5 | 44         | 40         | 13        | 2         | 3         | 12        | 89          | 26         | 23         | 30         | 10         | 2.023        | 0          | 1        |
| STL-032 - 05-01-26 - LAD 2 @ STL 7  | 38         | 36         | 12        | 2         | 1         | 11        | 68          | 25         | 16         | 20         | 7          | 1.789        | 1          | 0        |
| STL-033 - 05-02-26 - LAD 2 @ STL 3  | 34         | 30         | 6         | 1         | 3         | 5         | 36          | 17         | 6          | 10         | 3          | 1.059        | 0          | 0        |
| STL-034 - 05-03-26 - LAD 4 @ STL 1  | 35         | 33         | 7         |           | 2         | 2         | 25          | 11         | 7          | 6          | 1          | 0.714        | 0          | 0        |
| STL-035 - 05-04-26 - MIL 3 @ STL 6  | 39         | 34         | 11        |           | 4         | 9         | 66          | 20         | 19         | 21         | 6          | 1.692        | 1          | 1        |
| STL-036 - 05-06-26 - MIL 6 @ STL 2  | 35         | 30         | 4         |           | 4         | 9         | 22          | 12         | 6          | 2          | 2          | 0.629        | 1          | 0        |
| <b>Grand Total</b>                  | <b>344</b> | <b>305</b> | <b>77</b> | <b>10</b> | <b>30</b> | <b>76</b> | <b>504</b>  | <b>177</b> | <b>127</b> | <b>151</b> | <b>49</b>  | <b>1.465</b> | <b>8</b>   | <b>4</b> |



Game Top Player: Fermin (STL) - 4Score = 10

Team Top Player: STL 2nd: Wetherholt/Pages = 9

### 4Base Scorecard

|     |   |   |   |   |   |   |   |   |   |    |    |    |    |    |    |      |      |        |
|-----|---|---|---|---|---|---|---|---|---|----|----|----|----|----|----|------|------|--------|
|     | 1 | 2 | 3 | 4 | 5 | 6 | 7 | 8 | 9 | 10 | 11 | 12 | 13 | 14 | 15 | Runs | Hits | Errors |
| STL |   |   |   |   |   |   |   |   | 4 |    |    |    |    |    |    | 4    | 6    |        |
| PIT | 1 | 1 |   |   |   |   |   |   |   |    |    |    |    |    |    | 2    | 8    |        |

Date: 04-27-26 Team: A - STL Game Info: STL-028 - 04-27-26 - STL 4 @ PIT 2 Total Team 4Base Score 42

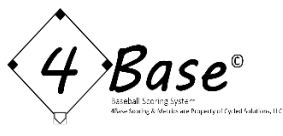
| Batter #                                       | 1              | 2       | 3        | 4                            | 5      | 6    | 7                         | 8       | 9               |
|--|----------------|---------|----------|------------------------------|--------|------|---------------------------|---------|-----------------|
| Pitcher  | Montgomery, M. |         |          | 1 <sup>st</sup> Lawrence, J. |        |      | 2 <sup>nd</sup> Dotel, W. |         | 3 <sup>rd</sup> |
| Player   | Wetherholt     | Herrera | Burleson | Walker                       | Gorman | Winn | Church                    | Saggese | Pages           |
| Primary Play                                   | p 4            | k       | g 3u     | k                            | g 3-1  | f 4  | k                         | k       | g 6-3           |
| PA / BR Bases<br>Bases Pushed / Credit for Run |                |         |          |                              |        |      |                           |         |                 |
| Player 4Score                                  |                |         |          |                              |        |      |                           |         |                 |
| Addl Info                                      |                |         |          |                              |        |      |                           |         |                 |

|  |            |         |          |                 |        |      |                 |         |                 |
|--|------------|---------|----------|-----------------|--------|------|-----------------|---------|-----------------|
|  | x          | x       | x        | x               | x      | x    | x               | x       | x               |
| Pitcher  |            |         |          | 4 <sup>th</sup> |        |      | 5 <sup>th</sup> |         | 6 <sup>th</sup> |
| Player   | Wetherholt | Herrera | Burleson | Walker          | Gorman | Winn | Church          | Saggese | Pages           |
| Primary Play                                   | f 7        | p 3     | g 3u     | g 4-3           | g 4-3  | g 3u | f 7             | k       | f 9             |
| PA / BR Bases<br>Bases Pushed / Credit for Run |            |         |          |                 |        |      |                 |         |                 |
| Player 4Score                                  |            |         |          |                 |        |      |                 |         |                 |
| Addl Info                                      |            |         |          |                 |        |      |                 |         |                 |

|  |            |         |          |                             |          |            |                             |         |        |
|--|------------|---------|----------|-----------------------------|----------|------------|-----------------------------|---------|--------|
|  | x          | x       | x        | x                           | x        | x          | x                           | x       | x      |
| Pitcher  | Sisk, E.   |         |          | 7 <sup>th</sup> Mattson, I. | Soto, G. |            | 8 <sup>th</sup> Santana, D. |         |        |
| Player   | Wetherholt | Herrera | Burleson | Walker                      | Fermin   | Winn       | Church                      | Saggese | Pages  |
| Primary Play                                   | f 8        | g 5-3   | g 5.s    | k                           | g 7.s    | g 4-6-3-dp | f 8                         | g 5-3   | f .HR  |
| PA / BR Bases<br>Bases Pushed / Credit for Run |            |         | 1        |                             | 1  DP-d  | -1         |                             |         | 4  R 1 |
| Player 4Score                                  |            |         | 1        |                             | 1        | -1         |                             |         | 9      |
| Addl Info                                      |            |         |          |                             | dp-d     |            |                             |         | LF     |

|  |            |                  |          |        |        |      |                             |       |   |
|--|------------|------------------|----------|--------|--------|------|-----------------------------|-------|---|
|  | x          | x                | x        | x      | x      | x    | x                           | x     | x |
| Pitcher  |            |                  |          |        |        |      | 9 <sup>th</sup> Sanders, C. |       |   |
| Player   | Wetherholt | Herrera-Scott II | Burleson | Walker | Fermin | Winn | Church                      | Urias |   |
| Primary Play                                   | f .HR      | walk             | g 5.s    | walk   | l 7.d  | f 7  | k                           |       |   |
| PA / BR Bases<br>Bases Pushed / Credit for Run | 4  R 1     | 1  R 3           | 1  R 3   | 1  2   | 2  2   |      |                             |       |   |
| Player 4Score                                  | 9          | 4                | 5        | 5      | 9      |      |                             |       |   |
| Addl Info                                      | R-CF       |                  |          |        |        |      |                             |       |   |

|                  |               |   |             |           |           |         |              |                                   |         |
|------------------|---------------|---|-------------|-----------|-----------|---------|--------------|-----------------------------------|---------|
|                  | x             | x   | x           | x         | x         | x       | x            | x                                 | x       |
| Total 4Score     | 9             | 4   | 6           | 5         | 10        | -1      |              |                                   | 9       |
| Player(s) Detail | Wetherholt 2b | Herrera dh 0<br>Herrera-Scott II dh+pr-cf 4 | Burleson 1b | Walker rf | Gorman 3b | Winn ss | Church cf-lf | Saggese lf-3b 0<br>Urias 3b-sub 0 | Pages c |



Game Top Player: Fermin (STL) - 4Score = 10

Team Top Player: PIT Top: O'Hearn/Gonzalez = 5

### 4Base Scorecard

|     |   |   |   |   |   |   |   |   |   |    |    |    |    |    |    |      |      |        |
|-----|---|---|---|---|---|---|---|---|---|----|----|----|----|----|----|------|------|--------|
|     | 1 | 2 | 3 | 4 | 5 | 6 | 7 | 8 | 9 | 10 | 11 | 12 | 13 | 14 | 15 | Runs | Hits | Errors |
| STL |   |   |   |   |   |   |   |   | 4 |    |    |    |    |    |    | 4    | 6    |        |
| PIT | 1 | 1 |   |   |   |   |   |   |   |    |    |    |    |    |    | 2    | 8    |        |

Date: 04-27-26 Team: H - PIT Game Info: STL-028 - 04-27-26 - STL 4 @ PIT 2 Total Team 4Base Score 23

| Batter #                                       | 1       | 2        | 3        | 4       | 5     | 6        | 7        | 8      | 9     |
|--|---------|----------|----------|---------|-------|----------|----------|--------|-------|
| Pitcher  | May, D. |          |          |         |       |          |          |        |       |
| Player   | Horwitz | Lowe, B. | Reynolds | O'Hearn | Ozuna | Gonzalez | Griffin  | Mangum | Davis |
| Primary Play                                   | g 4-3   | walk     | g 1-3    | l 9.s   | p 4   | l 9.d    | g 6-3    | g 9.s  | p 2   |
| PA / BR Bases<br>Bases Pushed / Credit for Run |         |          |          |         |       |          |          |        |       |
| Player 4Score                                  |         | 4        | 1        | 4       |       | 4        | 1        | 4      |       |
| Addl Info                                      |         |          | prod out |         |       |          | prod out |        |       |

18

|  |         |          |          |         |            |          |         |                     |       |
|--|---------|----------|----------|---------|------------|----------|---------|---------------------|-------|
| Pitcher  |         |          |          |         |            |          |         |                     |       |
| Player   | Horwitz | Lowe, B. | Reynolds | O'Hearn | Ozuna      | Gonzalez | Griffin | Mangum              | Davis |
| Primary Play                                   | g 8.s   | f 9      | f 7      | walk    | g 6-4-3-dp | k        | g 3u    | g 5.s               | g 6.s |
| PA / BR Bases<br>Bases Pushed / Credit for Run |         |          |          |         |            |          |         |                     |       |
| Player 4Score                                  | 2       |          |          | 1       | -1         |          |         |                     | 2     |
| Addl Info                                      |         |          |          | dp-d    |            |          |         | sb-2nd +Out-home-RD |       |

4

|  |         |          |          |         |       |          |               |        |       |
|--|---------|----------|----------|---------|-------|----------|---------------|--------|-------|
| Pitcher  |         |          |          |         |       |          | Fernandez, R. |        |       |
| Player   | Horwitz | Lowe, B. | Reynolds | O'Hearn | Ozuna | Gonzalez | Griffin       | Mangum | Davis |
| Primary Play                                   | g 6-3   | f 7      | g 4-3    | k       | g 5-3 | l 9.s    | g 6-3         | k      | k     |
| PA / BR Bases<br>Bases Pushed / Credit for Run |         |          |          |         |       |          |               |        |       |
| Player 4Score                                  |         |          |          |         |       |          |               |        |       |
| Addl Info                                      |         |          |          |         |       | cs-2-4   |               |        |       |

0

|  |         |          |          |             |       |          |         |  |  |
|--|---------|----------|----------|-------------|-------|----------|---------|--|--|
| Pitcher  |         |          |          | Soriano, G. |       |          |         |  |  |
| Player   | Horwitz | Lowe, B. | Reynolds | O'Hearn     | Ozuna | Gonzalez | Griffin |  |  |
| Primary Play                                   | k       | k        | f 7      | g 6-3       | k     | g 8.s    | f 8     |  |  |
| PA / BR Bases<br>Bases Pushed / Credit for Run |         |          |          |             |       |          |         |  |  |
| Player 4Score                                  |         |          |          |             |       | 1        |         |  |  |
| Addl Info                                      |         |          |          |             |       |          |         |  |  |

1

|                  |                               |             |                |               |          |             |            |              |         |
|------------------|-------------------------------|-------------|----------------|---------------|----------|-------------|------------|--------------|---------|
| Total 4Score     | 2                             | 4           | 1              | 5             | -1       | 5           | 1          | 4            | 2       |
| Player(s) Detail | Cook cf-sub 0<br>Horwitz 1b 2 | Lowe, B. 2b | Reynolds lf-rf | O'Hearn rf-1b | Ozuna dh | Gonzalez 3b | Griffin ss | Mangum cf-lf | Davis c |

23

| Box Score for        |                  | STL      | STL-028 - 04-27-26 - STL 4 @ PIT 2 |     |      |     |    | W: Fernandez - L: Santana - S: Soriano - STL rec 15-13 - Top Player: Fermin in STL win |          |          |              |                |               |        |           |           |
|----------------------|------------------|----------|------------------------------------|-----|------|-----|----|--|----------|----------|--------------|----------------|---------------|--------|-----------|-----------|
|                      |                  |          |                                    |     |      |     |    | Key 4Base Scoring Stats  |          |          |              |                |               |        |           |           |
| Batting Order-Player |                  | Pos.     | AB                                 | Run | Hits | RBI | BB | SO   | PA Bases | BR Bases | Bases Pushed | Credit for Run | Player 4Score | 4BRate | Plate App | Prod Outs |
| 1                    | Wetherholt       | 2b       | 4                                  | 1   | 1    | 1   | 0  | 0  | 4        |          | 4            | 1              | 9             | 2.25   | 4         | 0         |
| 2                    | Herrera          | dh       | 3                                  | 0   | 0    | 0   | 0  | 1  |          |          |              |                | 0             | 0.00   | 3         | 0         |
|                      | Herrera-Scott II | dh+pr-cf | 0                                  | 1   | 0    | 0   | 1  | 0  | 1        | 3        |              |                | 4             | 4.00   | 1         | 0         |
| 3                    | Burleson         | 1b       | 4                                  | 1   | 2    | 0   | 0  | 0  | 2        | 3        | 1            |                | 6             | 1.50   | 4         | 0         |
| 4                    | Walker           | rf       | 3                                  | 0   | 0    | 0   | 1  | 2  | 1        | 2        | 2            |                | 5             | 1.25   | 4         | 0         |
| 5                    | Gorman           | 3b       | 2                                  | 0   | 0    | 0   | 0  | 0  |          |          |              |                | 0             | 0.00   | 2         | 0         |
|                      | Fermin           | ph-lf    | 2                                  | 0   | 2    | 2   | 0  | 0  | 3        |          | 5            | 2              | 10            | 5.00   | 2         | 0         |
| 6                    | Winn             | ss       | 4                                  | 0   | 0    | 0   | 0  | 0  |          |          | -1           |                | -1            | -0.25  | 4         | 0         |
| 7                    | Church           | cf-lf    | 4                                  | 0   | 0    | 0   | 0  | 2  |          |          |              |                | 0             | 0.00   | 4         | 0         |
| 8                    | Saggese          | lf-3b    | 3                                  | 0   | 0    | 0   | 0  | 2  |          |          |              |                | 0             | 0.00   | 3         | 0         |
| 9                    | Pages            | c        | 3                                  | 1   | 1    | 1   | 0  | 0  | 4        |          | 4            | 1              | 9             | 3.00   | 3         | 0         |
|                      |                  |          | 32                                 | 4   | 6    | 4   | 2  | 7  | 15       | 8        | 15           | 4              | 42            | 1.24   | 34        | 0         |

| Box Score for        |          | PIT   | STL-028 - 04-27-26 - STL 4 @ PIT 2 |     |      |     |    | W: Fernandez - L: Santana - S: Soriano - STL rec 15-13 - Top Player: Fermin in STL win |          |          |              |                |               |        |           |           |
|----------------------|----------|-------|------------------------------------|-----|------|-----|----|--|----------|----------|--------------|----------------|---------------|--------|-----------|-----------|
|                      |          |       |                                    |     |      |     |    | Key 4Base Scoring Stats  |          |          |              |                |               |        |           |           |
| Batting Order-Player |          | Pos.  | AB                                 | Run | Hits | RBI | BB | SO   | PA Bases | BR Bases | Bases Pushed | Credit for Run | Player 4Score | 4BRate | Plate App | Prod Outs |
| 1                    | Horwitz  | 1b    | 4                                  | 0   | 1    | 0   | 0  | 1  | 1        |          | 1            |                | 2             | 0.50   | 4         | 0         |
| 2                    | Lowe, B. | 2b    | 3                                  | 1   | 0    | 0   | 1  | 1  | 1        | 3        |              |                | 4             | 1.00   | 4         | 0         |
| 3                    | Reynolds | lf-rf | 4                                  | 0   | 0    | 0   | 0  | 0  |          |          | 1            |                | 1             | 0.25   | 4         | 1         |
| 4                    | O'Hearn  | rf-1b | 3                                  | 0   | 1    | 1   | 1  | 1  | 2        |          | 2            | 1              | 5             | 1.25   | 4         | 0         |
| 5                    | Ozuna    | dh    | 4                                  | 0   | 0    | 0   | 0  | 1  |          |          | -1           |                | -1            | -0.25  | 4         | 0         |
| 6                    | Gonzalez | 3b    | 4                                  | 1   | 3    | 0   | 0  | 1  | 4        | 1        |              |                | 5             | 1.25   | 4         | 0         |
| 7                    | Griffin  | ss    | 4                                  | 0   | 0    | 0   | 0  | 0  |          |          | 1            |                | 1             | 0.25   | 4         | 1         |
| 8                    | Mangum   | cf-lf | 3                                  | 0   | 2    | 1   | 0  | 1  | 2        | 0        | 1            | 1              | 4             | 1.33   | 3         | 0         |
| 9                    | Davis    | c     | 3                                  | 0   | 1    | 0   | 0  | 1  | 1        |          | 1            |                | 2             | 0.67   | 3         | 0         |
|                      |          |       | 32                                 | 2   | 8    | 2   | 2  | 7  | 11       | 4        | 6            | 2              | 23            | 0.68   | 34        | 2         |



STL-028 - 04-27-26 - STL 4 @ PIT 2

W: Fernandez - L: Santana - S: Soriano - STL rec 15-13 - Top Player: Fermin in STL win

| Team | 1 | 2 | 3 | 4 | 5 | 6 | 7 | 8 | 9 |
|------|---|---|---|---|---|---|---|---|---|
| STL  | 0 | 0 | 0 | 0 | 0 | 0 | 0 | 0 | 4 |
| PIT  | 1 | 1 | 0 | 0 | 0 | 0 | 0 | 0 | 0 |

| Runs | Hits | Errors |   |
|------|------|--------|---|
| STL  | 4    | 6      | 0 |
| PIT  | 2    | 8      | 0 |

### 4Base Scorecard for STL

| Inning | Pitcher        | Batter # - Player Name | OnBs Status | BIP Type - Primary Play | Secondary Play | Credit for Run | PA Bases | BR Bases | Bases Pushed | 4Base Score |
|--------|----------------|------------------------|-------------|-------------------------|----------------|----------------|----------|----------|--------------|-------------|
| 01     | Montgomery, M. | 1 Wetherholt           | <>          | P                       | 4              |                |          |          |              | 0           |
|        |                | 2 Herrera              | <>          |                         | k              |                |          |          |              | 0           |
|        |                | 3 Burleson             | <>          | G                       | 3u             |                |          |          |              | 0           |
| 02     | Lawrence, J.   | 4 Walker               | <>          |                         | k              |                |          |          |              | 0           |
|        |                | 5 Gorman               | <>          | G                       | 3-1            |                |          |          |              | 0           |
|        |                | 6 Winn                 | <>          | F                       | 4              |                |          |          |              | 0           |
| 03     | Dotel, W.      | 7 Church               | <>          |                         | k              |                |          |          |              | 0           |
|        |                | 8 Saggese              | <>          |                         | k              |                |          |          |              | 0           |
|        |                | 9 Pages                | <>          | G                       | 6-3            |                |          |          |              | 0           |
| 04     | Dotel, W.      | 1 Wetherholt           | <>          | F                       | 7              |                |          |          |              | 0           |
|        |                | 2 Herrera              | <>          | P                       | 3              |                |          |          |              | 0           |
|        |                | 3 Burleson             | <>          | G                       | 3u             |                |          |          |              | 0           |
| 05     | Dotel, W.      | 4 Walker               | <>          | G                       | 4-3            |                |          |          |              | 0           |
|        |                | 5 Gorman               | <>          | G                       | 4-3            |                |          |          |              | 0           |
|        |                | 6 Winn                 | <>          | G                       | 3u             |                |          |          |              | 0           |
| 06     | Dotel, W.      | 7 Church               | <>          | F                       | 7              |                |          |          |              | 0           |
|        |                | 8 Saggese              | <>          |                         | k              |                |          |          |              | 0           |
|        |                | 9 Pages                | <>          | F                       | 9              |                |          |          |              | 0           |
| 07     | Sisk, E.       | 1 Wetherholt           | <>          | F                       | 8              |                |          |          |              | 0           |
|        |                | 2 Herrera              | <>          | G                       | 5-3            |                |          |          |              | 0           |
|        |                | 3 Burleson             | 1           | G                       | 5.s            |                | 1        |          |              | 1           |
|        | Mattson, I.    | 4 Walker               | <>          |                         | k              |                |          |          |              | 0           |
| 08     | Soto, G.       | 5 Fermin               | <>          | G                       | 7.s            | dp-d           | 1        |          |              | 1           |
|        |                | 6 Winn                 | <>          | G                       | 4-6-3-dp       |                |          | -1       |              | -1          |
|        |                | 7 Church               | <>          | F                       | 8              |                |          |          |              | 0           |
| 09     | Santana, D.    | 8 Saggese              | <>          | G                       | 5-3            |                |          |          |              | 0           |
|        |                | 9 Pages                | R           | F                       | .HR            | LF             | 1        | 4        | 4            | 9           |
|        |                | 1 Wetherholt           | R           | F                       | .HR            | R-CF           | 1        | 4        | 4            | 9           |
|        |                | 2 Herrera-Scott II     | R           |                         | walk           |                | 1        | 3        |              | 4           |
|        |                | 3 Burleson             | R           | G                       | 5.s            |                | 1        | 3        | 1            | 5           |
|        |                | 4 Walker               | 3           |                         | walk           |                | 1        | 2        | 2            | 5           |
|        |                | 5 Fermin               | 2           | L                       | 7.d            |                | 2        | 2        | 5            | 9           |
|        |                | 6 Winn                 | <>          | F                       | 7              |                |          |          |              | 0           |
|        | Sanders, C.    | 7 Church               | <>          |                         | k              |                |          |          |              | 0           |

| 4Score Summary     |           | STL |
|--------------------|-----------|-----|
| Bat#-Player        | 4Score    |     |
| 5 Fermin           | 10        |     |
| ph-lf              |           |     |
| 1 Wetherholt       | 9         |     |
| 2b                 |           |     |
| 9 Pages            | 9         |     |
| c                  |           |     |
| 3 Burleson         | 6         |     |
| 1b                 |           |     |
| 4 Walker           | 5         |     |
| rf                 |           |     |
| 2 Herrera-Scott II | 4         |     |
| dh+pr-cf           |           |     |
| 8 Saggese          | 0         |     |
| lf-3b              |           |     |
| 2 Herrera          | 0         |     |
| dh                 |           |     |
| 5 Gorman           | 0         |     |
| 3b                 |           |     |
| 7 Church           | 0         |     |
| cf-lf              |           |     |
| 6 Winn             | -1        |     |
| ss                 |           |     |
| <b>Team 4Score</b> | <b>42</b> |     |

|            |      |    |   |     |          |        |     |    |    |        |        |
|------------|------|----|---|-----|----------|--------|-----|----|----|--------|--------|
| Game Notes | 6    | 2  | 7 | 4   | 0        | 4Base  | 4   | 15 | 8  | 15     | 42     |
|            | Hits | BB | K | RBI | ProdOuts | Totals | CFR | PA | BR | Pushed | 4Score |



STL-028 - 04-27-26 - STL 4 @ PIT 2

W: Fernandez - L: Santana - S: Soriano - STL rec 15-13 - Top Player: Fermin in STL win

| Team | 1 | 2 | 3 | 4 | 5 | 6 | 7 | 8 | 9 |
|------|---|---|---|---|---|---|---|---|---|
| STL  | 0 | 0 | 0 | 0 | 0 | 0 | 0 | 0 | 4 |
| PIT  | 1 | 1 | 0 | 0 | 0 | 0 | 0 | 0 | 0 |

| Runs | Hits | Errors |   |
|------|------|--------|---|
| STL  | 4    | 6      | 0 |
| PIT  | 2    | 8      | 0 |

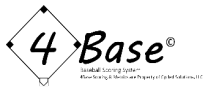
### 4Base Scorecard for PIT

| Inning | Pitcher       | Batter # - Player Name | OnBs Status | BIP Type - Primary Play | Secondary Play | Credit for Run      | PA Bases | BR Bases | Bases Pushed | 4Base Score |
|--------|---------------|------------------------|-------------|-------------------------|----------------|---------------------|----------|----------|--------------|-------------|
| 01     | May, D.       | 1 Horwitz              | ⟨⟩          | G                       | 4-3            |                     |          |          |              | 0           |
|        |               | 2 Lowe, B.             | ⟨R⟩         |                         | walk           |                     | 1        | 3        |              | 4           |
|        |               | 3 Reynolds             | ⟨⟩          | G                       | 1-3            | prod out            |          |          | 1            | 1           |
|        |               | 4 O'Hearn              | ⟨1,2⟩       | L                       | 9.s            | ⟨1⟩                 | 1        |          | 2            | 4           |
|        |               | 5 Ozuna                | ⟨⟩          | P                       | 4              |                     |          |          |              | 0           |
| 02     | May, D.       | 6 Gonzalez             | ⟨R⟩         | L                       | 9.d            |                     | 2        | 2        |              | 4           |
|        |               | 7 Griffin              | ⟨⟩          | G                       | 6-3            | prod out            |          |          | 1            | 1           |
|        |               | 8 Mangum               | ⟨1,2⟩       | G                       | 9.s            | ⟨1⟩                 | 1        | 1        | 1            | 4           |
|        |               | 9 Davis                | ⟨⟩          | P                       | 2              |                     |          |          |              | 0           |
|        |               | 1 Horwitz              | ⟨1,2⟩       | G                       | 8.s            |                     | 1        |          | 1            | 2           |
|        |               | 2 Lowe, B.             | ⟨⟩          | F                       | 9              |                     |          |          |              | 0           |
| 03     | May, D.       | 3 Reynolds             | ⟨⟩          | F                       | 7              |                     |          |          |              | 0           |
|        |               | 4 O'Hearn              | ⟨⟩          |                         | walk           | dp-d                | 1        |          |              | 1           |
|        |               | 5 Ozuna                | ⟨⟩          | G                       | 6-4-3-dp       |                     |          |          | -1           | -1          |
| 04     | May, D.       | 6 Gonzalez             | ⟨⟩          |                         | k              |                     |          |          |              | 0           |
|        |               | 7 Griffin              | ⟨⟩          | G                       | 3u             |                     |          |          |              | 0           |
|        |               | 8 Mangum               | ⟨1,2⟩       | G                       | 5.s            | ib-2nd +Out-home-RC | 1        | -1       |              | 0           |
|        |               | 9 Davis                | ⟨1,2⟩       | G                       | 6.s            |                     | 1        |          | 1            | 2           |
| 05     | May, D.       | 1 Horwitz              | ⟨⟩          | G                       | 6-3            |                     |          |          |              | 0           |
|        |               | 2 Lowe, B.             | ⟨⟩          | F                       | 7              |                     |          |          |              | 0           |
|        |               | 3 Reynolds             | ⟨⟩          | G                       | 4-3            |                     |          |          |              | 0           |
| 06     | May, D.       | 4 O'Hearn              | ⟨⟩          |                         | k              |                     |          |          |              | 0           |
|        |               | 5 Ozuna                | ⟨⟩          | G                       | 5-3            |                     |          |          |              | 0           |
|        |               | 6 Gonzalez             | ⟨1,2⟩       | L                       | 9.s            | cs-2-4              | 1        | -1       |              | 0           |
| 07     | Fernandez, R. | 7 Griffin              | ⟨⟩          | G                       | 6-3            |                     |          |          |              | 0           |
|        |               | 8 Mangum               | ⟨⟩          |                         | k              |                     |          |          |              | 0           |
|        |               | 9 Davis                | ⟨⟩          |                         | k              |                     |          |          |              | 0           |
| 08     | Fernandez, R. | 1 Horwitz              | ⟨⟩          |                         | k              |                     |          |          |              | 0           |
|        |               | 2 Lowe, B.             | ⟨⟩          |                         | k              |                     |          |          |              | 0           |
|        |               | 3 Reynolds             | ⟨⟩          | F                       | 7              |                     |          |          |              | 0           |
| 09     | Soriano, G.   | 4 O'Hearn              | ⟨⟩          | G                       | 6-3            |                     |          |          |              | 0           |
|        |               | 5 Ozuna                | ⟨⟩          |                         | k              |                     |          |          |              | 0           |
|        |               | 6 Gonzalez             | ⟨1,2⟩       | G                       | 8.s            |                     | 1        |          |              | 1           |
|        |               | 7 Griffin              | ⟨⟩          | F                       | 8              |                     |          |          |              | 0           |

| 4Score Summary     |        | PIT       |
|--------------------|--------|-----------|
| Bat#-Player        | 4Score |           |
| 4 O'Hearn          | rf-1b  | 5         |
| 6 Gonzalez         | 3b     | 5         |
| 8 Mangum           | cf-lf  | 4         |
| 2 Lowe, B.         | 2b     | 4         |
| 1 Horwitz          | 1b     | 2         |
| 9 Davis            | c      | 2         |
| 3 Reynolds         | lf-rf  | 1         |
| 7 Griffin          | ss     | 1         |
| 5 Ozuna            | dh     | -1        |
| <b>Team 4Score</b> |        | <b>23</b> |

Game Notes

|      |    |   |     |          |              |     |    |    |        |        |
|------|----|---|-----|----------|--------------|-----|----|----|--------|--------|
| 8    | 2  | 7 | 2   | 2        | 4Base Totals | 2   | 11 | 4  | 6      | 23     |
| Hits | BB | K | RBI | ProdOuts |              | CFR | PA | BR | Pushed | 4Score |



Game Top Player: Burleson (STL) - 4Score = 21

Team Top Player: STL 2nd: Herrera - 4Score = 18

### 4Base Scorecard

|     |   |   |   |   |   |   |   |   |   |    |    |    |    |    |    |      |      |        |
|-----|---|---|---|---|---|---|---|---|---|----|----|----|----|----|----|------|------|--------|
|     | 1 | 2 | 3 | 4 | 5 | 6 | 7 | 8 | 9 | 10 | 11 | 12 | 13 | 14 | 15 | Runs | Hits | Errors |
| STL |   | 1 | 2 |   | 3 |   | 3 | 2 |   |    |    |    |    |    |    | 11   | 12   |        |
| PIT |   |   |   |   |   | 3 |   | 3 | 1 |    |    |    |    |    |    | 7    | 13   | 2      |

Date: 04-28-26 Team: A - STL Game Info: STL-029 - 04-28-26 - STL 11 @ PIT 7 Total Team 4Base Score 103

| Batter #                                       | 1            | 2       | 3        | 4      | 5      | 6     | 7          | 8     | 9        |
|--|--------------|---------|----------|--------|--------|-------|------------|-------|----------|
| Pitcher  | Ashcraft, B. |         |          |        |        |       |            |       |          |
| Player   | Wetherholt   | Herrera | Burleson | Walker | Gorman | Winn  | Church     | Pages | Scott II |
| Primary Play                                   | f 7          | walk    | k        | k      | f .HR  | l 9.s | g 3-6-3-dp | k     | f .HR    |
| PA / BR Bases<br>Bases Pushed / Credit for Run |              |         |          |        |        |       |            |       |          |
| Player 4Score                                  |              | 2       |          |        | 9      | 1     | -1         |       | 9        |
| Addl Info                                      |              | sb-2nd  |          |        | RF     | dp-d  |            |       | RF       |

20

|  |                   |          |          |        |        |      |         |          |          |
|--|-------------------|----------|----------|--------|--------|------|---------|----------|----------|
| Pitcher  | x x x x x x x x x |          |          |        |        |      |         |          |          |
| Player   | Wetherholt        | Herrera  | Burleson | Walker | Gorman | Winn | Church  | Pages    | Scott II |
| Primary Play                                   | l 8.d             | f 9      | k        | g 7.s  | k      | k    | g 6-err | g 6-3    | k        |
| PA / BR Bases<br>Bases Pushed / Credit for Run |                   |          |          |        |        |      |         |          |          |
| Player 4Score                                  | 4                 | 1        |          | 4      |        |      | 2       | 1        |          |
| Addl Info                                      |                   | prod out |          | sb-2nd |        |      | pb-2nd  | prod out |          |

12

|  |                   |         |          |            |            |      |        |       |          |
|--|-------------------|---------|----------|------------|------------|------|--------|-------|----------|
| Pitcher  | x x x x x x x x x |         |          |            |            |      |        |       |          |
| Player   | Wetherholt        | Herrera | Burleson | Walker     | Gorman     | Winn | Church | Pages | Scott II |
| Primary Play                                   | walk              | walk    | f 7.d    | f 8-SacFly | f 8-SacFly | l 8  | g 6-3  | k     | g 4-3    |
| PA / BR Bases<br>Bases Pushed / Credit for Run |                   |         |          |            |            |      |        |       |          |
| Player 4Score                                  | 4                 | 5       | 9        | 3          | 2          |      |        |       |          |
| Addl Info                                      |                   |         |          |            |            |      |        |       |          |

23

|  |                   |         |          |        |                |       |           |       |          |
|--|-------------------|---------|----------|--------|----------------|-------|-----------|-------|----------|
| Pitcher  | x x x x x x x x x |         |          |        |                |       |           |       |          |
| Player   | Wetherholt        | Herrera | Burleson | Walker | Gorman         | Winn  | Church    | Pages | Scott II |
| Primary Play                                   | f 8               | walk    | walk     | g 8.s  | g 3-1          | f 9.s | g 9.s     | g 5-3 | l 8      |
| PA / BR Bases<br>Bases Pushed / Credit for Run |                   |         |          |        |                |       |           |       |          |
| Player 4Score                                  |                   | 4       | 5        | 9      | 3              | 5     | 4         |       |          |
| Addl Info                                      |                   |         |          |        | prod out & CFR |       | 2nd-9-err |       |          |

30

|  |                   |         |          |        |        |      |        |       |          |
|--|-------------------|---------|----------|--------|--------|------|--------|-------|----------|
| Pitcher  | x x x x x x x x x |         |          |        |        |      |        |       |          |
| Player   | Wetherholt        | Herrera | Burleson | Walker | Gorman | Winn | Church | Pages | Scott II |
| Primary Play                                   | hbp               | g 7.d   | l 9.d    | f 9    | p 4    | k    | g 4-3  | p 9.s | k        |
| PA / BR Bases<br>Bases Pushed / Credit for Run |                   |         |          |        |        |      |        |       |          |
| Player 4Score                                  | 4                 | 6       | 7        |        |        |      |        | 1     |          |
| Addl Info                                      |                   |         |          |        |        |      |        |       |          |

18

|                  |               |            |             |           |           |         |           |         |             |
|------------------|---------------|------------|-------------|-----------|-----------|---------|-----------|---------|-------------|
| Total 4Score     | 12            | 18         | 21          | 16        | 14        | 6       | 5         | 2       | 9           |
| Player(s) Detail | Wetherholt 2b | Herrera dh | Burleson 1b | Walker rf | Gorman 3b | Winn ss | Church lf | Pages c | Scott II cf |

103



Game Top Player: Burleson (STL) - 4Score = 21

Team Top Player: PIT Top: O'Hearn - 4Score = 20

### 4Base Scorecard

|     |   |   |   |   |   |   |   |   |   |    |    |    |    |    |    |      |      |        |
|-----|---|---|---|---|---|---|---|---|---|----|----|----|----|----|----|------|------|--------|
|     | 1 | 2 | 3 | 4 | 5 | 6 | 7 | 8 | 9 | 10 | 11 | 12 | 13 | 14 | 15 | Runs | Hits | Errors |
| STL |   | 1 | 2 |   | 3 |   | 3 | 2 |   |    |    |    |    |    |    | 11   | 12   |        |
| PIT |   |   |   |   |   | 3 |   | 3 | 1 |    |    |    |    |    |    | 7    | 13   | 2      |

Date: 04-28-26 Team: H - PIT Game Info: STL-029 - 04-28-26 - STL 11 @ PIT 7 Total Team 4Base Score 66

| Batter #                                       | 1         | 2        | 3        | 4       | 5        | 6       | 7       | 8      | 9     |
|--|-----------|----------|----------|---------|----------|---------|---------|--------|-------|
| Pitcher  | Leahy, K. |          |          |         |          |         |         |        |       |
| Player   | Cruz      | Lowe, B. | Reynolds | O'Hearn | Gonzales | Horwitz | Griffin | Mangum | Davis |
| Primary Play                                   | k         | l 8.d    | k        | k       | g 4-3    | g 4-3   | k       | l 7.s  | k     |
| PA / BR Bases<br>Bases Pushed / Credit for Run |           |          |          |         |          |         |         |        |       |
| Player 4Score                                  |           | 2        |          |         |          |         |         | 2      |       |
| Addl Info                                      |           |          |          |         |          |         |         | sb-2nd |       |

4

|  |      |          |          |          |          |         |         |            |       |
|--|------|----------|----------|----------|----------|---------|---------|------------|-------|
| Pitcher  |      |          |          |          |          |         |         |            |       |
| Player   | Cruz | Lowe, B. | Reynolds | O'Hearn  | Gonzales | Horwitz | Griffin | Mangum     | Davis |
| Primary Play                                   | f 7  | k        | g 6.s    | g 6-3-dp | l 7      | l 7.s   | l 1.s   | g 4-6-3-dp | k     |
| PA / BR Bases<br>Bases Pushed / Credit for Run |      |          |          |          |          |         |         |            |       |
| Player 4Score                                  |      |          | 1        | -1       |          | 3       | 2       |            |       |
| Addl Info                                      |      |          | dp-d     |          |          |         | dp-d    |            |       |

5

|  |       |          |          |         |          |              |         |        |       |
|--|-------|----------|----------|---------|----------|--------------|---------|--------|-------|
| Pitcher  |       |          |          |         |          | Graceffo, G. |         |        |       |
| Player   | Cruz  | Lowe, B. | Reynolds | O'Hearn | Gonzales | Horwitz      | Griffin | Mangum | Davis |
| Primary Play                                   | f .HR | l 9      | g 9.s    | f .HR   | l 8.s    | g 3-6-1-dp   | g 6-3   | g 4-3  | g 5-3 |
| PA / BR Bases<br>Bases Pushed / Credit for Run |       |          |          |         |          |              |         |        |       |
| Player 4Score                                  | 9     |          | 4        | 13      | 1        | -1           |         |        |       |
| Addl Info                                      | CF    |          |          | R-CF    | dp-d     |              |         |        |       |

26

|  |           |       |          |         |          |          |             |        |       |
|--|-----------|-------|----------|---------|----------|----------|-------------|--------|-------|
| Pitcher  | Bruhl, J. |       |          |         |          |          | Svanson, M. |        |       |
| Player   | Cruz      | Yorke | Reynolds | O'Hearn | Gonzales | Horwitz  | Griffin     | Mangum | Ozuna |
| Primary Play                                   | l 7.s     | k     | walk     | l 9.s   | g 8.s    | g 6-3-dp | f .HR       | k      | k     |
| PA / BR Bases<br>Bases Pushed / Credit for Run |           |       |          |         |          |          |             |        |       |
| Player 4Score                                  | 4         |       | 5        | 8       | 6        | -1       | 9           |        |       |
| Addl Info                                      |           |       | pb-3rd   | pb-2nd  | dp-d     |          | R-CF        |        |       |

31

|  |      |  |  |  |  |  |  |  |  |
|--|------|--|--|--|--|--|--|--|--|
| Pitcher  | Cruz |  |  |  |  |  |  |  |  |
| Player   | Cruz |  |  |  |  |  |  |  |  |
| Primary Play                                   | k    |  |  |  |  |  |  |  |  |
| PA / BR Bases<br>Bases Pushed / Credit for Run |      |  |  |  |  |  |  |  |  |
| Player 4Score                                  |      |  |  |  |  |  |  |  |  |
| Addl Info                                      |      |  |  |  |  |  |  |  |  |

0

|                  |         |                                |             |            |                |            |            |           |                         |
|------------------|---------|--------------------------------|-------------|------------|----------------|------------|------------|-----------|-------------------------|
| Total 4Score     | 13      | 2                              | 10          | 20         | 7              | 1          | 11         | 2         |                         |
| Player(s) Detail | Cruz cf | Lowe, B. 2b 2<br>Yorke ph-3b 0 | Reynolds dh | O'Hearn rf | Gonzales 3b-2b | Horwitz 1b | Griffin ss | Mangum lf | Davis c 0<br>Ozuna ph 0 |

66

| Box Score for        |            | STL  | STL-029 - 04-28-26 - STL 11 @ PIT 7 |           |           |           |          | W: Leahy - L: Ashcraft - S: - STL rec 16-13 - Top Player: Burleson in STL win |                         |           |              |                |               |            |             |           |          |
|----------------------|------------|------|-------------------------------------|-----------|-----------|-----------|----------|---|-------------------------|-----------|--------------|----------------|---------------|------------|-------------|-----------|----------|
| Batting Order-Player |            | Pos. | AB                                  | Run       | Hits      | RBI       | BB       | SO  | Key 4Base Scoring Stats |           |              |                |               | Plate App  | Prod Outs   |           |          |
|                      |            |      |                                     |           |           |           |          |   | PA Bases                | BR Bases  | Bases Pushed | Credit for Run | Player 4Score |            |             | 4BRate    |          |
| 1                    | Wetherholt | 2b   | 3                                   | 3         | 1         | 0         | 1        | 0   | 4                       | 8         |              |                |               | <b>12</b>  | <b>2.40</b> | 5         | 0        |
| 2                    | Herrera    | dh   | 2                                   | 3         | 1         | 0         | 3        | 0   | 5                       | 9         | 4            |                |               | <b>18</b>  | <b>3.60</b> | 5         | 1        |
| 3                    | Burleson   | 1b   | 4                                   | 2         | 2         | 3         | 1        | 2   | 5                       | 5         | 8            | 3              |               | <b>21</b>  | <b>4.20</b> | 5         | 0        |
| 4                    | Walker     | rf   | 4                                   | 1         | 2         | 3         | 0        | 1   | 2                       | 4         | 7            | 3              |               | <b>16</b>  | <b>3.20</b> | 5         | 0        |
| 5                    | Gorman     | 3b   | 4                                   | 1         | 1         | 3         | 0        | 1   | 4                       |           | 7            | 3              |               | <b>14</b>  | <b>2.80</b> | 5         | 1        |
| 6                    | Winn       | ss   | 5                                   | 0         | 2         | 1         | 0        | 2   | 2                       | 2         | 1            | 1              |               | <b>6</b>   | <b>1.20</b> | 5         | 0        |
| 7                    | Church     | lf   | 5                                   | 0         | 1         | 0         | 0        | 0   | 3                       | 1         | 1            |                |               | <b>5</b>   | <b>1.00</b> | 5         | 0        |
| 8                    | Pages      | c    | 5                                   | 0         | 1         | 0         | 0        | 2   | 1                       |           | 1            |                |               | <b>2</b>   | <b>0.40</b> | 5         | 1        |
| 9                    | Scott II   | cf   | 5                                   | 1         | 1         | 1         | 0        | 2   | 4                       |           | 4            | 1              |               | <b>9</b>   | <b>1.80</b> | 5         | 0        |
|                      |            |      | <b>37</b>                           | <b>11</b> | <b>12</b> | <b>11</b> | <b>5</b> | <b>10</b>   | <b>30</b>               | <b>29</b> | <b>33</b>    | <b>11</b>      |               | <b>103</b> | <b>2.29</b> | <b>45</b> | <b>3</b> |

| Box Score for        |          | PIT   | STL-029 - 04-28-26 - STL 11 @ PIT 7 |     |      |     |    | W: Leahy - L: Ashcraft - S: - STL rec 16-13 - Top Player: Burleson in STL win |          |          |              |                |               |        |           |           |
|----------------------|----------|-------|-------------------------------------|-----|------|-----|----|---|----------|----------|--------------|----------------|---------------|--------|-----------|-----------|
|                      |          |       |                                     |     |      |     |    | Key 4Base Scoring Stats   |          |          |              |                |               |        |           |           |
| Batting Order-Player |          | Pos.  | AB                                  | Run | Hits | RBI | BB | SO  | PA Bases | BR Bases | Bases Pushed | Credit for Run | Player 4Score | 4BRate | Plate App | Prod Outs |
| 1                    | Cruz     | cf    | 5                                   | 2   | 2    | 1   | 0  | 2   | 5        | 3        | 4            | 1              | 13            | 2.60   | 5         | 0         |
| 2                    | Lowe, B. | 2b    | 3                                   | 0   | 1    | 0   | 0  | 1   | 2        |          |              |                | 2             | 0.67   | 3         | 0         |
|                      | Yorke    | ph-3b | 1                                   | 0   | 0    | 0   | 0  | 1   |          |          |              |                | 0             | 0.00   | 1         | 0         |
| 3                    | Reynolds | dh    | 3                                   | 2   | 2    | 0   | 1  | 1   | 3        | 6        | 1            |                | 10            | 2.50   | 4         | 0         |
| 4                    | O'Hearn  | rf    | 4                                   | 2   | 2    | 3   | 0  | 1   | 5        | 3        | 9            | 3              | 20            | 5.00   | 4         | 0         |
| 5                    | Gonzales | 3b-2b | 4                                   | 0   | 2    | 2   | 0  | 0   | 2        |          | 3            | 2              | 7             | 1.75   | 4         | 0         |
| 6                    | Horwitz  | 1b    | 4                                   | 0   | 1    | 0   | 0  | 0   | 1        | 2        | -2           |                | 1             | 0.25   | 4         | 0         |
| 7                    | Griffin  | ss    | 4                                   | 1   | 2    | 1   | 0  | 1   | 5        |          | 5            | 1              | 11            | 2.75   | 4         | 0         |
| 8                    | Mangum   | lf    | 4                                   | 0   | 1    | 0   | 0  | 1   | 1        | 1        |              |                | 2             | 0.50   | 4         | 0         |
| 9                    | Davis    | c     | 3                                   | 0   | 0    | 0   | 0  | 2   |          |          |              |                | 0             | 0.00   | 3         | 0         |
|                      | Ozuna    | ph    | 1                                   | 0   | 0    | 0   | 0  | 1   |          |          |              |                | 0             | 0.00   | 1         | 0         |
|                      |          |       | 36                                  | 7   | 13   | 7   | 1  | 11  | 24       | 15       | 20           | 7              | 66            | 1.78   | 37        | 0         |



| Team | 1 | 2 | 3 | 4 | 5 | 6 | 7 | 8 | 9 |
|------|---|---|---|---|---|---|---|---|---|
| STL  | 0 | 1 | 2 | 0 | 3 | 0 | 3 | 2 | 0 |
| PIT  | 0 | 0 | 0 | 0 | 0 | 3 | 0 | 3 | 1 |

|     | Runs | Hits | Errors |
|-----|------|------|--------|
| STL | 11   | 12   | 0      |
| PIT | 7    | 13   | 2      |

### 4Base Scorecard for STL

| Inning   | Pitcher      | Batter # - Player Name | OnBs Status | BIP Type - Primary Play | Secondary Play | Credit for Run | PA Bases | BR Bases | Bases Pushed | 4Base Score |    |
|----------|--------------|------------------------|-------------|-------------------------|----------------|----------------|----------|----------|--------------|-------------|----|
| 01       | Ashcraft, B. | 1 Wetherholt           |             | F                       | 7              |                |          |          |              | 0           |    |
|          |              | 2 Herrera              |             |                         | walk           | sb-2nd         |          | 1        | 1            |             | 2  |
|          |              | 3 Burleson             |             |                         | k              |                |          |          |              |             | 0  |
|          |              | 4 Walker               |             |                         | k              |                |          |          |              |             | 0  |
| 02       | Ashcraft, B. | 5 Gorman               |             | F                       | .HR            | RF             |          | 4        | 4            | 9           |    |
|          |              | 6 Winn                 |             | L                       | 9.s            | dp-d           |          | 1        |              |             | 1  |
|          |              | 7 Church               |             | G                       | 3-6-3-dp       |                |          |          | -1           |             | -1 |
|          |              | 8 Pages                |             |                         | k              |                |          |          |              |             | 0  |
| 03       | Ashcraft, B. | 9 Scott II             |             | F                       | .HR            | RF             |          | 4        | 4            | 9           |    |
|          |              | 1 Wetherholt           |             | L                       | 8.d            |                |          | 2        | 2            |             | 4  |
|          |              | 2 Herrera              |             | F                       | 9              | prod out       |          |          |              | 1           | 1  |
|          |              | 3 Burleson             |             |                         | k              |                |          |          |              |             | 0  |
|          |              | 4 Walker               |             | G                       | 7.s            | sb-2nd         |          | 1        | 1            | 1           | 4  |
| 5 Gorman |              |                        | k           |                         |                |                |          |          | 0            |             |    |
| 04       | Ashcraft, B. | 6 Winn                 |             |                         | k              |                |          |          |              | 0           |    |
|          |              | 7 Church               |             | G                       | 6-err          | pb-2nd         |          | 1        | 1            |             | 2  |
|          |              | 8 Pages                |             | G                       | 6-3            | prod out       |          |          |              | 1           | 1  |
|          |              | 9 Scott II             |             |                         | k              |                |          |          |              |             | 0  |
| 05       | Ashcraft, B. | 1 Wetherholt           |             |                         | walk           |                |          | 1        | 3            | 4           |    |
|          |              | 2 Herrera              |             |                         | walk           |                |          | 1        | 3            | 1           | 5  |
|          |              | 3 Burleson             |             | F                       | 7.d            |                |          | 2        | 2            | 4           | 9  |
|          |              | 4 Walker               |             | F                       | 8-SacFly       |                |          |          |              | 2           | 3  |
|          | Barco, H.    | 5 Gorman               |             | F                       | 8-SacFly       |                |          |          |              | 1           | 2  |
|          |              | 6 Winn                 |             | L                       | 8              |                |          |          |              |             | 0  |
| 06       | Barco, H.    | 7 Church               |             | G                       | 6-3            |                |          |          |              | 0           |    |
|          |              | 8 Pages                |             |                         | k              |                |          |          |              | 0           |    |
|          |              | 9 Scott II             |             | G                       | 4-3            |                |          |          |              |             | 0  |
| 07       | Barco, H.    | 1 Wetherholt           |             | F                       | 8              |                |          |          |              | 0           |    |
|          |              | 2 Herrera              |             |                         | walk           |                |          | 1        | 3            |             | 4  |
|          |              | 3 Burleson             |             |                         | walk           |                |          | 1        | 3            | 1           | 5  |
|          |              | 4 Walker               |             | G                       | 8.s            |                |          | 1        | 3            | 4           | 9  |
|          |              | 5 Gorman               |             | G                       | 3-1            | prod out & CFR |          |          |              | 2           | 3  |
|          |              | 6 Winn                 |             | F                       | 9.s            |                |          | 1        | 2            | 1           | 5  |
|          |              | 7 Church               |             | G                       | 9.s            | 2nd-9-err      |          |          | 2            | 2           | 4  |
|          |              | 8 Pages                |             | G                       | 5-3            |                |          |          |              |             | 0  |
| 08       | Barco, H.    | 9 Scott II             |             | L                       | 8              |                |          |          |              | 0           |    |
|          |              | 1 Wetherholt           |             |                         | hbp            |                |          | 1        | 3            |             | 4  |
|          |              | 2 Herrera              |             | G                       | 7.d            |                |          | 2        | 2            | 2           | 6  |
|          |              | 3 Burleson             |             | L                       | 9.d            |                |          | 2        |              | 3           | 7  |
|          |              | 4 Walker               |             | F                       | 9              |                |          |          |              |             | 0  |
| 5 Gorman |              | P                      | 4           |                         |                |                |          |          | 0            |             |    |
| 09       | Barco, H.    | 6 Winn                 |             |                         | k              |                |          |          |              | 0           |    |
|          |              | 7 Church               |             | G                       | 4-3            |                |          |          |              | 0           |    |
|          |              | 8 Pages                |             | P                       | 9.s            |                |          | 1        |              |             | 1  |
|          |              | 9 Scott II             |             |                         | k              |                |          |          |              |             | 0  |

| 4Score Summary     |    | STL        |
|--------------------|----|------------|
| Bat#-Player        |    | 4Score     |
| 3 Burleson         | 1b | 21         |
| 2 Herrera          | dh | 18         |
| 4 Walker           | rf | 16         |
| 5 Gorman           | 3b | 14         |
| 1 Wetherholt       | 2b | 12         |
| 9 Scott II         | cf | 9          |
| 6 Winn             | ss | 6          |
| 7 Church           | lf | 5          |
| 8 Pages            | c  | 2          |
| <b>Team 4Score</b> |    | <b>103</b> |

Game Notes

|             |           |          |            |                 |               |            |           |           |               |               |
|-------------|-----------|----------|------------|-----------------|---------------|------------|-----------|-----------|---------------|---------------|
| 12          | 5         | 10       | 11         | 3               | 4Base         | 11         | 30        | 29        | 33            | 103           |
| <b>Hits</b> | <b>BB</b> | <b>K</b> | <b>RBI</b> | <b>ProdOuts</b> | <b>Totals</b> | <b>CFR</b> | <b>PA</b> | <b>BR</b> | <b>Pushed</b> | <b>4Score</b> |



STL-029 - 04-28-26 - STL 11 @ PIT 7

W: Leahy - L: Ashcraft - S: - STL rec 16-13 - Top Player: Burleson in STL win

| Team | 1 | 2 | 3 | 4 | 5 | 6 | 7 | 8 | 9 |
|------|---|---|---|---|---|---|---|---|---|
| STL  | 0 | 1 | 2 | 0 | 3 | 0 | 3 | 2 | 0 |
| PIT  | 0 | 0 | 0 | 0 | 0 | 3 | 0 | 3 | 1 |

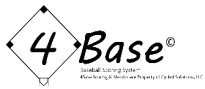
| Runs | Hits | Errors |   |
|------|------|--------|---|
| STL  | 11   | 12     | 0 |
| PIT  | 7    | 13     | 2 |

### 4Base Scorecard for PIT

| Inning | Pitcher      | Batter # - Player Name | OnBs Status | BIP Type | Primary Play | Secondary Play | Credit for Run | PA Bases | BR Bases | Bases Pushed | 4Base Score |
|--------|--------------|------------------------|-------------|----------|--------------|----------------|----------------|----------|----------|--------------|-------------|
| 01     | Leahy, K.    | 1 Cruz                 | <>          |          | k            |                |                |          |          |              | 0           |
|        |              | 2 Lowe, B.             | <3>         | L        | 8.d          |                |                | 2        |          |              | 2           |
|        |              | 3 Reynolds             | <>          |          | k            |                |                |          |          |              | 0           |
|        |              | 4 O'Hearn              | <>          |          | k            |                |                |          |          |              | 0           |
| 02     | Leahy, K.    | 5 Gonzales             | <>          | G        | 4-3          |                |                |          |          |              | 0           |
|        |              | 6 Horwitz              | <>          | G        | 4-3          |                |                |          |          |              | 0           |
|        |              | 7 Griffin              | <>          |          | k            |                |                |          |          |              | 0           |
| 03     | Leahy, K.    | 8 Mangum               | <3>         | L        | 7.s          | sb-2nd         |                | 1        | 1        |              | 2           |
|        |              | 9 Davis                | <>          |          | k            |                |                |          |          |              | 0           |
|        |              | 1 Cruz                 | <>          | F        | 7            |                |                |          |          |              | 0           |
|        |              | 2 Lowe, B.             | <>          |          | k            |                |                |          |          |              | 0           |
| 04     | Leahy, K.    | 3 Reynolds             | <>          | G        | 6.s          | dp-d           |                | 1        |          |              | 1           |
|        |              | 4 O'Hearn              | <>          | G        | 6-3-dp       |                |                |          |          | -1           | -1          |
|        |              | 5 Gonzales             | <>          | L        | 7            |                |                |          |          |              | 0           |
| 05     | Leahy, K.    | 6 Horwitz              | <3>         | L        | 7.s          |                |                | 1        | 2        |              | 3           |
|        |              | 7 Griffin              | <>          | L        | 1.s          | dp-d           |                | 1        |          | 1            | 2           |
|        |              | 8 Mangum               | <>          | G        | 4-6-3-dp     |                |                |          |          |              | 0           |
|        |              | 9 Davis                | <>          |          | k            |                |                |          |          |              | 0           |
| 06     | Leahy, K.    | 1 Cruz                 | <R>         | F        | .HR          | CF             | <1>            | 4        |          | 4            | 9           |
|        |              | 2 Lowe, B.             | <>          | L        | 9            |                |                |          |          |              | 0           |
|        |              | 3 Reynolds             | <R>         | G        | 9.s          |                |                | 1        | 3        |              | 4           |
|        |              | 4 O'Hearn              | <R>         | F        | .HR          | R-CF           | <2>            | 4        |          | 7            | 13          |
|        |              | 5 Gonzales             | <>          | L        | 8.s          | dp-d           |                | 1        |          |              | 1           |
|        | Graceffo, G. | 6 Horwitz              | <>          | G        | 3-6-1-dp     |                |                |          |          | -1           | -1          |
| 07     | Graceffo, G. | 7 Griffin              | <>          | G        | 6-3          |                |                |          |          |              | 0           |
|        |              | 8 Mangum               | <>          | G        | 4-3          |                |                |          |          |              | 0           |
|        |              | 9 Davis                | <>          | G        | 5-3          |                |                |          |          |              | 0           |
| 08     | Bruhl, J.    | 1 Cruz                 | <R>         | L        | 7.s          |                |                | 1        | 3        |              | 4           |
|        |              | 2 Yorke                | <>          |          | k            |                |                |          |          |              | 0           |
|        |              | 3 Reynolds             | <R>         |          | walk         | pb-3rd         |                | 1        | 3        | 1            | 5           |
|        |              | 4 O'Hearn              | <R>         | L        | 9.s          | pb-2nd         | <1>            | 1        | 3        | 3            | 8           |
|        |              | 5 Gonzales             | <>          | G        | 8.s          | dp-d           | <2>            | 1        |          | 3            | 6           |
|        |              | 6 Horwitz              | <>          | G        | 6-3-dp       |                |                |          |          | -1           | -1          |
| 09     | Svanson, M.  | 7 Griffin              | <R>         | F        | .HR          | R-CF           | <1>            | 4        |          | 4            | 9           |
|        |              | 8 Mangum               | <>          |          | k            |                |                |          |          |              | 0           |
|        |              | 9 Ozuna                | <>          |          | k            |                |                |          |          |              | 0           |
|        |              | 1 Cruz                 | <>          |          | k            |                |                |          |          |              | 0           |

| 4Score Summary     | PIT       |
|--------------------|-----------|
| Bat#-Player        | 4Score    |
| 4 O'Hearn          | 20        |
| rf                 |           |
| 1 Cruz             | 13        |
| cf                 |           |
| 7 Griffin          | 11        |
| ss                 |           |
| 3 Reynolds         | 10        |
| dh                 |           |
| 5 Gonzales         | 7         |
| 3b-2b              |           |
| 8 Mangum           | 2         |
| lf                 |           |
| 2 Lowe, B.         | 2         |
| 2b                 |           |
| 6 Horwitz          | 1         |
| 1b                 |           |
| 2 Yorke            | 0         |
| ph-3b              |           |
| 9 Ozuna            | 0         |
| ph                 |           |
| Davis              | 0         |
| c                  |           |
| <b>Team 4Score</b> | <b>66</b> |

|            |  |      |    |    |     |          |        |     |    |    |        |        |
|------------|--|------|----|----|-----|----------|--------|-----|----|----|--------|--------|
| Game Notes |  | 13   | 1  | 11 | 7   | 0        | 4Base  | 7   | 24 | 15 | 20     | 66     |
|            |  | Hits | BB | K  | RBI | ProdOuts | Totals | CFR | PA | BR | Pushed | 4Score |



Game Top Player: Burleson (STL) - 4Score = 16

Team Top Player: STL 2nd: Herrera - 4Score = 11

### 4Base Scorecard

|     |   |   |   |   |   |   |   |   |   |    |    |    |    |    |    |      |      |        |
|-----|---|---|---|---|---|---|---|---|---|----|----|----|----|----|----|------|------|--------|
|     | 1 | 2 | 3 | 4 | 5 | 6 | 7 | 8 | 9 | 10 | 11 | 12 | 13 | 14 | 15 | Runs | Hits | Errors |
| STL |   |   | 1 |   | 2 |   | 2 |   |   |    |    |    |    |    |    | 5    | 6    | 2      |
| PIT |   |   |   |   | 1 |   | 2 | 1 |   |    |    |    |    |    |    | 4    | 9    |        |

Date: 04-29-26 Team: A - STL Game Info: STL-030 - 04-29-26 - STL 5 @ PIT 4 Total Team 4Base Score 53

| Batter #                                       | 1            | 2       | 3        | 4      | 5      | 6    | 7      | 8     | 9        |
|--|--------------|---------|----------|--------|--------|------|--------|-------|----------|
| Pitcher  | Chandler, B. |         |          |        |        |      |        |       |          |
| Player   | Wetherholt   | Herrera | Burleson | Walker | Gorman | Winn | Church | Urias | Scott II |
| Primary Play                                   | k            | k       | g 3-1    | k      | walk   | p 4  | k      | walk  | f 7      |
| PA / BR Bases<br>Bases Pushed / Credit for Run |              |         |          |        |        |      |        |       |          |
| Player 4Score                                  |              |         |          |        | 1      |      |        | 4     | 1        |
| Addl Info                                      |              |         |          |        |        |      |        |       | prod out |

6

|  |            |         |          |        |        |      |        |       |          |
|--|------------|---------|----------|--------|--------|------|--------|-------|----------|
| Pitcher  |            |         |          |        |        |      |        |       |          |
| Player   | Wetherholt | Herrera | Burleson | Walker | Gorman | Winn | Church | Urias | Scott II |
| Primary Play                                   | l 7.d      | walk    | g 3-6-fo | f 9    | g 1u   | walk | f 8    | k     | k        |
| PA / BR Bases<br>Bases Pushed / Credit for Run |            |         |          |        |        |      |        |       |          |
| Player 4Score                                  | 6          | 1       | 2        |        |        | 1    |        |       |          |
| Addl Info                                      |            | fo-d    |          |        |        |      |        |       |          |

10

|  |            |         |          |        |          |        |        |       |               |
|--|------------|---------|----------|--------|----------|--------|--------|-------|---------------|
| Pitcher  |            |         |          |        | Sisk, E. |        |        |       |               |
| Player   | Wetherholt | Herrera | Burleson | Walker | Gorman   | Winn   | Church | Urias | Scott II      |
| Primary Play                                   | f 7        | l 7.d   | f .HR    | g 1-3  | f 4      | walk   | k      | g 5-3 | hbp           |
| PA / BR Bases<br>Bases Pushed / Credit for Run |            |         |          |        |          |        |        |       |               |
| Player 4Score                                  |            | 4       | 12       |        |          | 2      |        |       | 4             |
| Addl Info                                      |            |         | L-CF     |        |          | sb-2nd |        |       | sb-2nd sb-3rd |

22

|  |            |              |          |        |        |      |        |       |          |
|--|------------|--------------|----------|--------|--------|------|--------|-------|----------|
| Pitcher  |            | Devenski, C. |          |        |        |      |        |       |          |
| Player   | Wetherholt | Herrera      | Burleson | Walker | Gorman | Winn | Church | Urias | Scott II |
| Primary Play                                   | k          | g 6.s        | g 4-3    | g 7.s  | k      | l 8  | f 8    | g 6-3 | k        |
| PA / BR Bases<br>Bases Pushed / Credit for Run |            |              |          |        |        |      |        |       |          |
| Player 4Score                                  |            | 6            | 1        | 5      |        |      |        |       |          |
| Addl Info                                      |            |              | prod out | 2nd-OT |        |      |        |       |          |

12

|  |            |         |          |        |  |  |  |  |  |
|--|------------|---------|----------|--------|--|--|--|--|--|
| Pitcher  |            |         |          |        |  |  |  |  |  |
| Player   | Wetherholt | Herrera | Burleson | Walker |  |  |  |  |  |
| Primary Play                                   | l 9.d      | p 6     | walk     | k      |  |  |  |  |  |
| PA / BR Bases<br>Bases Pushed / Credit for Run |            |         |          |        |  |  |  |  |  |
| Player 4Score                                  | 2          |         | 1        |        |  |  |  |  |  |
| Addl Info                                      |            |         | intl     |        |  |  |  |  |  |

3

|                  |               |           |             |           |           |         |           |          |             |
|------------------|---------------|-----------|-------------|-----------|-----------|---------|-----------|----------|-------------|
| Total 4Score     | 8             | 11        | 16          | 5         | 1         | 3       |           | 4        | 5           |
| Player(s) Detail | Wetherholt 2b | Herrera c | Burleson 1b | Walker rf | Gorman dh | Winn ss | Church lf | Urias 3b | Scott II cf |

53



Game Top Player: Burleson (STL) - 4Score = 16

Team Top Player: PIT Top: Yorke/Horwitz = 9

### 4Base Scorecard

|     |   |   |   |   |   |   |   |   |   |    |    |    |    |    |    |      |      |        |
|-----|---|---|---|---|---|---|---|---|---|----|----|----|----|----|----|------|------|--------|
|     | 1 | 2 | 3 | 4 | 5 | 6 | 7 | 8 | 9 | 10 | 11 | 12 | 13 | 14 | 15 | Runs | Hits | Errors |
| STL |   |   | 1 |   | 2 |   | 2 |   |   |    |    |    |    |    |    | 5    | 6    | 2      |
| PIT |   |   |   |   | 1 |   | 2 | 1 |   |    |    |    |    |    |    | 4    | 9    |        |

Date: 04-29-26 Team: H - PIT Game Info: STL-030 - 04-29-26 - STL 5 @ PIT 4 Total Team 4Base Score 58

| Batter #                                       | 1            | 2        | 3        | 4       | 5     | 6        | 7       | 8       | 9     |
|--|--------------|----------|----------|---------|-------|----------|---------|---------|-------|
| Pitcher  | Pallante, A. |          |          |         |       |          |         |         |       |
| Player   | Cruz         | Lowe, B. | Reynolds | O'Hearn | Ozuna | Gonzales | Horwitz | Griffin | Bart  |
| Primary Play                                   | g 5-3        | f 9.d    | g 4-3    | g 4-3   | g 6-3 | g 5-3    | g 3u    | l 8     | f 9.s |
| PA / BR Bases<br>Bases Pushed / Credit for Run |              |          |          |         |       |          |         |         |       |
| Player 4Score                                  |              | 3        | 1        |         |       |          |         |         | 1     |
| Addl Info                                      |              |          | prod out |         |       |          |         |         |       |

5

|  |      |          |          |         |       |          |         |         |      |
|--|------|----------|----------|---------|-------|----------|---------|---------|------|
| Pitcher  |      |          |          |         |       |          |         |         |      |
| Player   | Cruz | Lowe, B. | Reynolds | O'Hearn | Ozuna | Gonzales | Horwitz | Griffin | Bart |
| Primary Play                                   | p 3  | l 8      | k        | g 5-err | f 9   | k        | f .HR   | l 9.s   | f 9  |
| PA / BR Bases<br>Bases Pushed / Credit for Run |      |          |          |         |       |          |         |         |      |
| Player 4Score                                  |      |          |          | 1       |       |          | 9       | 2       |      |
| Addl Info                                      |      |          |          |         |       |          | RF      | sb-2nd  |      |

12

|  |      |          |          |         |       |          |             |         |       |
|--|------|----------|----------|---------|-------|----------|-------------|---------|-------|
| Pitcher  |      |          |          |         |       |          | Staneck, R. |         |       |
| Player   | Cruz | Lowe, B. | Reynolds | O'Hearn | Ozuna | Gonzales | Horwitz     | Griffin | Bart  |
| Primary Play                                   | k    | k        | k        | f 7     | g 8.s | k        | g 1-3       | walk    | g 7.s |
| PA / BR Bases<br>Bases Pushed / Credit for Run |      |          |          |         |       |          |             |         |       |
| Player 4Score                                  |      |          |          |         | 1     |          |             | 4       | 5     |
| Addl Info                                      |      |          |          |         |       |          |             | wp-3rd  |       |

10

|  |      |            |          |         |       |          |              |         |        |
|--|------|------------|----------|---------|-------|----------|--------------|---------|--------|
| Pitcher  |      | Romero, J. |          |         |       |          |              |         |        |
| Player   | Cruz | Yorke      | Reynolds | O'Hearn | Ozuna | Gonzales | Horwitz-Cook | Griffin | Mangum |
| Primary Play                                   | walk | l 8.s      | walk     | k       | g 5-3 | g 7.s    | walk         | k       | 6-err  |
| PA / BR Bases<br>Bases Pushed / Credit for Run |      |            |          |         |       |          |              |         |        |
| Player 4Score                                  | 4    | 9          | 2        |         |       | 4        | 4            |         | 3      |
| Addl Info                                      |      |            |          |         |       |          |              |         | fo-d   |

26

|  |          |       |             |         |       |          |      |  |       |
|--|----------|-------|-------------|---------|-------|----------|------|--|-------|
| Pitcher  |          |       | O'Brien, R. |         |       |          |      |  |       |
| Player   | Cruz     | Yorke | Reynolds    | O'Hearn | Ozuna | Gonzales | Cook |  | Davis |
| Primary Play                                   | g 4-6-fo | l 9   | g 4-3       | l 7.s   | k     | f 7      |      |  |       |
| PA / BR Bases<br>Bases Pushed / Credit for Run |          |       |             |         |       |          |      |  |       |
| Player 4Score                                  | 4        |       |             | 1       |       |          |      |  |       |
| Addl Info                                      |          |       |             |         |       |          |      |  |       |

5

|                  |         |                                |                |               |          |                |   |            |  |
|------------------|---------|--------------------------------|----------------|---------------|----------|----------------|---|------------|--|
| Total 4Score     | 8       | 12                             | 3              | 2             | 1        | 4              | 13                                      | 6          | 9  |
| Player(s) Detail | Cruz cf | Lowe, B. 2b 3<br>Yorke ph-3b 9 | Reynolds lf-rf | O'Hearn rf-1b | Ozuna dh | Gonzales 3b-2b | Horwitz 1b 9<br>Horwitz-Cook 1b-pp-if 4 | Griffin ss | Bart c 6<br>Davis c-sub 0<br>Mangum ph 3 |

58

| Box Score for STL    |            | STL-030 - 04-29-26 - STL 5 @ PIT 4 |    |     |      |     |    | W: Pallante - L: Chandler - S: O'Brien - STL rec 17-13 - Top Player: Burleson in STL win |                         |          |              |                |               |           |           |        |
|----------------------|------------|------------------------------------|----|-----|------|-----|----|--|-------------------------|----------|--------------|----------------|---------------|-----------|-----------|--------|
| Batting Order-Player |            | Pos.                               | AB | Run | Hits | RBI | BB | SO   | Key 4Base Scoring Stats |          |              |                |               | Plate App | Prod Outs |        |
|                      |            |                                    |    |     |      |     |    |  | PA Bases                | BR Bases | Bases Pushed | Credit for Run | Player 4Score |           |           | 4BRate |
| 1                    | Wetherholt | 2b                                 | 5  | 0   | 2    | 1   | 0  | 2  | 4                       | 1        | 2            | 1              | 8             | 1.60      | 5         | 0      |
| 2                    | Herrera    | c                                  | 4  | 2   | 2    | 1   | 1  | 1  | 4                       | 5        | 1            | 1              | 11            | 2.20      | 5         | 0      |
| 3                    | Burleson   | 1b                                 | 4  | 1   | 1    | 2   | 1  | 0  | 6                       |          | 8            | 2              | 16            | 3.20      | 5         | 1      |
| 4                    | Walker     | rf                                 | 5  | 0   | 1    | 1   | 0  | 2  | 2                       |          | 2            | 1              | 5             | 1.00      | 5         | 0      |
| 5                    | Gorman     | dh                                 | 3  | 0   | 0    | 0   | 1  | 1  | 1                       |          |              |                | 1             | 0.25      | 4         | 0      |
| 6                    | Winn       | ss                                 | 2  | 0   | 0    | 0   | 2  | 0  | 2                       | 1        |              |                | 3             | 0.75      | 4         | 0      |
| 7                    | Church     | lf                                 | 4  | 0   | 0    | 0   | 0  | 2  |                         |          |              |                | 0             | 0.00      | 4         | 0      |
| 8                    | Urias      | 3b                                 | 3  | 1   | 0    | 0   | 1  | 1  | 1                       | 3        |              |                | 4             | 1.00      | 4         | 0      |
| 9                    | Scott II   | cf                                 | 3  | 1   | 0    | 0   | 0  | 2  | 1                       | 3        | 1            |                | 5             | 1.25      | 4         | 1      |
|                      |            |                                    | 33 | 5   | 6    | 5   | 6  | 11   | 21                      | 13       | 14           | 5              | 53            | 1.33      | 40        | 2      |

| Box Score for        |              | PIT      | STL-030 - 04-29-26 - STL 5 @ PIT 4 |     |      |     |    | W: Pallante - L: Chandler - S: O'Brien - STL rec 17-13 - Top Player: Burleson in STL win |          |          |              |                |               |        |           |           |
|----------------------|--------------|----------|------------------------------------|-----|------|-----|----|--|----------|----------|--------------|----------------|---------------|--------|-----------|-----------|
|                      |              |          |                                    |     |      |     |    | Key 4Base Scoring Stats  |          |          |              |                |               |        |           |           |
| Batting Order-Player |              | Pos.     | AB                                 | Run | Hits | RBI | BB | SO   | PA Bases | BR Bases | Bases Pushed | Credit for Run | Player 4Score | 4BRate | Plate App | Prod Outs |
| 1                    | Cruz         | cf       | 4                                  | 0   | 0    | 1   | 1  | 1  | 2        | 2        | 3            | 1              | 8             | 1.60   | 5         | 0         |
| 2                    | Lowe, B.     | 2b       | 3                                  | 0   | 1    | 0   | 0  | 1  | 2        | 1        |              |                | 3             | 1.00   | 3         | 0         |
|                      | Yorke        | ph-3b    | 2                                  | 0   | 1    | 2   | 0  | 0  | 1        | 1        | 5            | 2              | 9             | 4.50   | 2         | 0         |
| 3                    | Reynolds     | lf-rf    | 4                                  | 0   | 0    | 0   | 1  | 2  | 1        |          | 2            |                | 3             | 0.60   | 5         | 1         |
| 4                    | O'Hearn      | rf-1b    | 5                                  | 0   | 1    | 0   | 0  | 1  | 2        |          |              |                | 2             | 0.40   | 5         | 0         |
| 5                    | Ozuna        | dh       | 5                                  | 0   | 1    | 0   | 0  | 1  | 1        |          |              |                | 1             | 0.20   | 5         | 0         |
| 6                    | Gonzales     | 3b-2b    | 5                                  | 1   | 1    | 0   | 0  | 2  | 1        | 3        |              |                | 4             | 0.80   | 5         | 0         |
| 7                    | Horwitz      | 1b       | 3                                  | 1   | 1    | 1   | 0  | 0  | 4        |          | 4            | 1              | 9             | 3.00   | 3         | 0         |
|                      | Horwitz-Cook | 1b+pr-lf | 0                                  | 0   | 0    | 0   | 1  | 0  | 1        | 2        | 1            |                | 4             | 4.00   | 1         | 0         |
| 8                    | Griffin      | ss       | 3                                  | 1   | 1    | 0   | 1  | 1  | 2        | 4        |              |                | 6             | 1.50   | 4         | 0         |
| 9                    | Bart         | c        | 3                                  | 1   | 2    | 0   | 0  | 0  | 2        | 3        | 1            |                | 6             | 2.00   | 3         | 0         |
|                      | Mangum       | ph       | 1                                  | 0   | 0    | 0   | 0  | 0  | 1        |          | 2            |                | 3             | 3.00   | 1         | 0         |
|                      |              |          | 38                                 | 4   | 9    | 4   | 4  | 9  | 20       | 16       | 18           | 4              | 58            | 1.38   | 42        | 1         |



STL-030 - 04-29-26 - STL 5 @ PIT 4

W: Pallante - L: Chandler - S: O'Brien - STL rec 17-13 - Top Player: Burleson in STL win

| Team | 1 | 2 | 3 | 4 | 5 | 6 | 7 | 8 | 9 |
|------|---|---|---|---|---|---|---|---|---|
| STL  | 0 | 0 | 1 | 0 | 2 | 0 | 2 | 0 | 0 |
| PIT  | 0 | 0 | 0 | 0 | 1 | 0 | 2 | 1 | 0 |

|     | Runs | Hits | Errors |
|-----|------|------|--------|
| STL | 5    | 6    | 2      |
| PIT | 4    | 9    | 0      |

## 4Base Scorecard for

STL

| Inning   | Pitcher      | Batter # - Player Name | OnBs Status | BIP Type - Primary Play | Secondary Play | Credit for Run | PA Bases | BR Bases | Bases Pushed | 4Base Score |    |
|----------|--------------|------------------------|-------------|-------------------------|----------------|----------------|----------|----------|--------------|-------------|----|
| 01       | Chandler, B. | 1 Wetherholt           | <>          | k                       |                |                |          |          |              | 0           |    |
|          |              | 2 Herrera              | <>          | k                       |                |                |          |          |              | 0           |    |
|          |              | 3 Burleson             | <>          | G 3-1                   |                |                |          |          |              | 0           |    |
| 02       | Chandler, B. | 4 Walker               | <>          | k                       |                |                |          |          |              | 0           |    |
|          |              | 5 Gorman               | 1           | walk                    |                |                | 1        |          |              | 1           |    |
|          |              | 6 Winn                 | <>          | P 4                     |                |                |          |          |              | 0           |    |
|          |              | 7 Church               | <>          | k                       |                |                |          |          |              | 0           |    |
| 03       | Chandler, B. | 8 Urias                | R           | walk                    |                |                | 1        | 3        |              | 4           |    |
|          |              | 9 Scott II             | <>          | F 7                     | prod out       |                |          |          | 1            | 1           |    |
|          |              | 1 Wetherholt           | 3           | L 7.d                   |                |                | 1        | 2        | 1            | 2           | 6  |
|          |              | 2 Herrera              | <>          | walk                    | fo-d           |                |          | 1        |              |             | 1  |
|          |              | 3 Burleson             | 1           | G 3-6-fo                |                |                |          | 1        |              | 1           | 2  |
| 4 Walker | <>           | F 9                    |             |                         |                |                |          |          | 0            |             |    |
| 04       | Chandler, B. | 5 Gorman               | <>          | G 1u                    |                |                |          |          |              | 0           |    |
|          |              | 6 Winn                 | 1           | walk                    |                |                | 1        |          |              | 1           |    |
|          |              | 7 Church               | <>          | F 8                     |                |                |          |          |              | 0           |    |
|          |              | 8 Urias                | <>          | k                       |                |                |          |          |              | 0           |    |
| 05       | Chandler, B. | 9 Scott II             | <>          | k                       |                |                |          |          |              | 0           |    |
|          |              | 1 Wetherholt           | <>          | F 7                     |                |                |          |          |              | 0           |    |
|          |              | 2 Herrera              | R           | L 7.d                   |                |                |          | 2        | 2            |             | 4  |
|          |              | 3 Burleson             | R           | F .HR                   | L-CF           |                | 2        | 4        |              | 6           | 12 |
| 4 Walker | <>           | G 1-3                  |             |                         |                |                |          |          | 0            |             |    |
| 06       | Sisk, E.     | 5 Gorman               | <>          | F 4                     |                |                |          |          |              | 0           |    |
|          |              | 6 Winn                 | 3           | walk                    | sb-2nd         |                |          | 1        | 1            |             | 2  |
|          |              | 7 Church               | <>          | k                       |                |                |          |          |              | 0           |    |
|          |              | 8 Urias                | <>          | G 5-3                   |                |                |          |          |              | 0           |    |
| 07       | Sisk, E.     | 9 Scott II             | R           | hbp                     | sb-2nd sb-3rd  |                |          | 1        | 3            |             | 4  |
|          |              | 1 Wetherholt           | <>          | k                       |                |                |          |          |              | 0           |    |
|          | Devenski, C. | 2 Herrera              | R           | G 6.s                   |                |                | 1        | 1        | 3            | 1           | 6  |
|          |              | 3 Burleson             | <>          | G 4-3                   | prod out       |                |          |          |              | 1           | 1  |
|          |              | 4 Walker               | 3           | G 7.s                   | 2nd-OT         |                | 1        | 2        |              | 2           | 5  |
| 5 Gorman | <>           | k                      |             |                         |                |                |          |          | 0            |             |    |
| 08       | Santana, D.  | 6 Winn                 | <>          | L 8                     |                |                |          |          |              | 0           |    |
|          |              | 7 Church               | <>          | F 8                     |                |                |          |          |              | 0           |    |
|          |              | 8 Urias                | <>          | G 6-3                   |                |                |          |          |              | 0           |    |
| 09       | Ramirez, Y.  | 9 Scott II             | <>          | k                       |                |                |          |          |              | 0           |    |
|          |              | 1 Wetherholt           | 3           | L 9.d                   |                |                |          | 2        |              | 2           |    |
|          |              | 2 Herrera              | <>          | P 6                     |                |                |          |          |              | 0           |    |
|          |              | 3 Burleson             | 1           | walk                    | intl           |                |          | 1        |              | 1           |    |
| 4 Walker | <>           | k                      |             |                         |                |                |          | 0        |              |             |    |

| 4Score Summary | STL    |
|----------------|--------|
| Bat#-Player    | 4Score |
| 3 Burleson     | 16     |
| 1b             |        |
| 2 Herrera      | 11     |
| c              |        |
| 1 Wetherholt   | 8      |
| 2b             |        |
| 4 Walker       | 5      |
| rf             |        |
| 9 Scott II     | 5      |
| cf             |        |
| 8 Urias        | 4      |
| 3b             |        |
| 6 Winn         | 3      |
| ss             |        |
| 5 Gorman       | 1      |
| dh             |        |
| 7 Church       | 0      |
| lf             |        |
| Team 4Score    | 53     |

Game Notes

|      |    |    |     |          |        |     |    |    |        |        |
|------|----|----|-----|----------|--------|-----|----|----|--------|--------|
| 6    | 6  | 11 | 5   | 2        | 4Base  | 5   | 21 | 13 | 14     | 53     |
| Hits | BB | K  | RBI | ProdOuts | Totals | CFR | PA | BR | Pushed | 4Score |

| Team | 1 | 2 | 3 | 4 | 5 | 6 | 7 | 8 | 9 |
|------|---|---|---|---|---|---|---|---|---|
| STL  | 0 | 0 | 1 | 0 | 2 | 0 | 2 | 0 | 0 |
| PIT  | 0 | 0 | 0 | 0 | 1 | 0 | 2 | 1 | 0 |

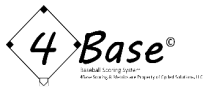
|     | Runs | Hits | Errors |
|-----|------|------|--------|
| STL | 5    | 6    | 2      |
| PIT | 4    | 9    | 0      |

**4Base Scorecard for PIT**

| Inning  | Pitcher      | Batter # - Player Name | OnBs Status | BIP Type | Primary Play | Secondary Play | Credit for Run | PA Bases | BR Bases | Bases Pushed | 4Base Score |   |
|---------|--------------|------------------------|-------------|----------|--------------|----------------|----------------|----------|----------|--------------|-------------|---|
| 01      | Pallante, A. | 1 Cruz                 |             | G        | 5-3          |                |                |          |          |              | 0           |   |
|         |              | 2 Lowe, B.             |             | F        | 9.d          |                |                |          | 2        | 1            |             | 3 |
|         |              | 3 Reynolds             |             | G        | 4-3          | prod out       |                |          |          |              | 1           | 1 |
|         |              | 4 O'Hearn              |             | G        | 4-3          |                |                |          |          |              |             | 0 |
| 02      | Pallante, A. | 5 Ozuna                |             | G        | 6-3          |                |                |          |          |              | 0           |   |
|         |              | 6 Gonzales             |             | G        | 5-3          |                |                |          |          |              |             | 0 |
|         |              | 7 Horwitz              |             | G        | 3u           |                |                |          |          |              |             | 0 |
| 03      | Pallante, A. | 8 Griffin              |             | L        | 8            |                |                |          |          |              | 0           |   |
|         |              | 9 Bart                 |             | F        | 9.s          |                |                |          | 1        |              |             | 1 |
|         |              | 1 Cruz                 |             | P        | 3            |                |                |          |          |              |             | 0 |
|         |              | 2 Lowe, B.             |             | L        | 8            |                |                |          |          |              |             | 0 |
| 04      | Pallante, A. | 3 Reynolds             |             |          | k            |                |                |          |          |              | 0           |   |
|         |              | 4 O'Hearn              |             | G        | 5-err        |                |                |          | 1        |              |             | 1 |
|         |              | 5 Ozuna                |             | F        | 9            |                |                |          |          |              |             | 0 |
|         |              | 6 Gonzales             |             |          | k            |                |                |          |          |              |             | 0 |
| 05      | Pallante, A. | 7 Horwitz              |             | F        | .HR          | RF             |                | 4        |          | 4            | 9           |   |
|         |              | 8 Griffin              |             | L        | 9.s          | sb-2nd         |                | 1        | 1        |              |             | 2 |
|         |              | 9 Bart                 |             | F        | 9            |                |                |          |          |              |             | 0 |
|         |              | 1 Cruz                 |             |          | k            |                |                |          |          |              |             | 0 |
|         |              | 2 Lowe, B.             |             |          | k            |                |                |          |          |              |             | 0 |
| 06      | Pallante, A. | 3 Reynolds             |             |          | k            |                |                |          |          |              | 0           |   |
|         |              | 4 O'Hearn              |             | F        | 7            |                |                |          |          |              |             | 0 |
|         |              | 5 Ozuna                |             | G        | 8.s          |                |                |          | 1        |              |             | 1 |
|         |              | 6 Gonzales             |             |          | k            |                |                |          |          |              |             | 0 |
| 07      | Stanek, R.   | 7 Horwitz              |             | G        | 1-3          |                |                |          |          |              | 0           |   |
|         |              | 8 Griffin              |             |          | walk         | wp-3rd         |                | 1        | 3        |              |             | 4 |
|         |              | 9 Bart                 |             | G        | 7.s          |                |                | 1        | 3        | 1            |             | 5 |
|         | Romero, J.   | 1 Cruz                 |             |          | walk         |                |                | 1        | 2        | 1            |             | 4 |
|         |              | 2 Yorke                |             | L        | 8.s          |                |                |          | 1        | 1            | 5           | 9 |
|         |              | 3 Reynolds             |             |          | walk         |                |                | 1        |          | 1            |             | 2 |
|         |              | 4 O'Hearn              |             |          | k            |                |                |          |          |              |             | 0 |
| 5 Ozuna |              | G                      | 5-3         |          |              |                |                |          |          | 0            |             |   |
| 08      | Soriano, G.  | 6 Gonzales             |             | G        | 7.s          |                |                | 1        | 3        |              | 4           |   |
|         |              | 7 Horwitz-Cook         |             |          | walk         |                |                | 1        | 2        | 1            |             | 4 |
|         |              | 8 Griffin              |             |          | k            |                |                |          |          |              |             | 0 |
|         |              | 9 Mangum               |             |          | 6-err        | fo-d           |                | 1        |          | 2            |             | 3 |
|         |              | 1 Cruz                 |             | G        | 4-6-fo       |                |                |          | 1        |              | 2           | 4 |
|         |              | 2 Yorke                |             | L        | 9            |                |                |          |          |              |             | 0 |
| 09      | O'Brien, R.  | 3 Reynolds             |             | G        | 4-3          |                |                |          |          |              | 0           |   |
|         |              | 4 O'Hearn              |             | L        | 7.s          |                |                | 1        |          |              |             | 1 |
|         |              | 5 Ozuna                |             |          | k            |                |                |          |          |              |             | 0 |
|         |              | 6 Gonzales             |             | F        | 7            |                |                |          |          |              |             | 0 |

| 4Score Summary     |          | PIT       |
|--------------------|----------|-----------|
| Bat#-Player        |          | 4Score    |
| 2 Yorke            | ph-3b    | 9         |
| 7 Horwitz          | 1b       | 9         |
| 1 Cruz             | cf       | 8         |
| 8 Griffin          | ss       | 6         |
| 9 Bart             | c        | 6         |
| 7 Horwitz-Cook     | 1b+pr-lf | 4         |
| 6 Gonzales         | 3b-2b    | 4         |
| 3 Reynolds         | lf-rf    | 3         |
| 9 Mangum           | ph       | 3         |
| 2 Lowe, B.         | 2b       | 3         |
| 4 O'Hearn          | rf-1b    | 2         |
| 5 Ozuna            | dh       | 1         |
| <b>Team 4Score</b> |          | <b>58</b> |

|            |  |      |    |   |     |          |        |     |    |    |        |        |
|------------|--|------|----|---|-----|----------|--------|-----|----|----|--------|--------|
| Game Notes |  | 9    | 4  | 9 | 4   | 1        | 4Base  | 4   | 20 | 16 | 18     | 58     |
|            |  | Hits | BB | K | RBI | ProdOuts | Totals | CFR | PA | BR | Pushed | 4Score |












Game Top Player: **Burleson/Walker (STL) - 4Score = 17**

Team Top Player: **STL 2nd: Wetherholt - 4Score = 14**










**4Base Scorecard**

|     |   |   |   |   |   |   |   |   |   |    |    |    |    |    |    |      |      |        |
|-----|---|---|---|---|---|---|---|---|---|----|----|----|----|----|----|------|------|--------|
|     | 1 | 2 | 3 | 4 | 5 | 6 | 7 | 8 | 9 | 10 | 11 | 12 | 13 | 14 | 15 | Runs | Hits | Errors |
| STL | 3 |   | 1 |   | 1 |   |   | 5 |   |    |    |    |    |    |    | 10   | 13   | 1      |
| PIT |   |   |   | 1 | 2 |   | 1 |   | 1 |    |    |    |    |    |    | 5    | 7    | 2      |











Date: 04-30-26 Team: A - STL Game Info: STL-031 - 04-30-26 - STL 10 @ PIT 5 Total Team 4Base Score 89

| Batter #                                       | 1   | 2   | 3   | 4   | 5   | 6   | 7   | 8   | 9   |
|--|---|---|---|---|---|---|---|---|---|
| Pitcher  | Skenes, P.  |   |   |   |   |   |   |   |   |
| Player   | Wetherholt  | Herrera   | Burleson  | Walker  | Gorman  | Winn  | Church  | Pages   | Scott II  |
| Primary Play                                   | f .HR   | g 5.err   | k   | f .HR   | k   | k   | k   | l 9.s   | g 1-3-SacBunt   |
| PA / BR Bases<br>Bases Pushed / Credit for Run | 4  1 | 1  3 |  | 4  2 |  |  |  | 1  1 | 1  |
| Player 4Score                                  | 9   | 4   |   | 13  |   |   |   | 2   | 1   |
| Addl Info                                      | RF  |   |   | LF  |   |   |   |   |   |











29

|  |   |   |   |   |   |   |   |   |   |
|--|---|---|---|---|---|---|---|---|---|
| Pitcher  |   |   |   |   |   |   |   |   |   |
| Player   | Wetherholt  | Herrera   | Burleson  | Walker  | Gorman  | Winn  | Church  | Pages   | Scott II  |
| Primary Play                                   | p 3   | k   | g 6.s   | l 7   | l 9.s   | g 1-3   | p 5   | k   | k   |
| PA / BR Bases<br>Bases Pushed / Credit for Run |  |  | 2  2 |  | 1  1 |  |  |  |  |
| Player 4Score                                  |   |   | 4   |   | 4   |   |   |   |   |
| Addl Info                                      |   |   | 2nd-6-err   |   |   |   |   |   |   |











8

|  |   |   |   |   |   |   |   |   |   |   |
|--|---|---|---|---|---|---|---|---|---|---|
| Pitcher  |   |   |   |   |   |   |   |   |   |   |
| Player   | Wetherholt  | Herrera   | Burleson  | Walker  | Gorman  | Ramirez, Y.   | Winn  | Church  | Pages   | Scott II  |
| Primary Play                                   | g 3.s   | k   | l 7.s   | k   | g 5-3   | k   | k   | g 3u  | g 1.s   | g 4-6   |
| PA / BR Bases<br>Bases Pushed / Credit for Run | 1  3 |  | 1  1 |  |  |  |  |  | 1  1 |  |
| Player 4Score                                  | 4   |   | 4   |   |   |   |   |   | 1   |   |
| Addl Info                                      | wp-2nd  |   |   |   |   |   |   |   |   |   |

9

|  |   |   |   |   |   |   |   |   |   |   |
|--|---|---|---|---|---|---|---|---|---|---|
| Pitcher  | Montgomery, M.  |   |   |   |   |   |   |   |   |   |
| Player   | Wetherholt  | Herrera   | Burleson  | Walker  | Gorman  | Mattson, I.   | Winn  | Church  | Pages   | Scott II  |
| Primary Play                                   | walk  | f 8   | f 8   | g 5-4   | l 8.s   | l 9.s   | l 9.s   | f 8.d   | f 8   | walk  |
| PA / BR Bases<br>Bases Pushed / Credit for Run | 1  1 |  |  |  | 1  3 | 2  2 | 2  2 | 2  2 |  | 1  3 |
| Player 4Score                                  | 1   |   |   |   | 4   | 6   | 9   |   |   | 4   |
| Addl Info                                      |   |   |   |   |   | 2nd-OT  |   |   |   |   |

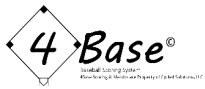
24

|  |   |   |   |   |   |   |   |   |   |   |
|--|---|---|---|---|---|---|---|---|---|---|
| Pitcher  |   |   | Devenski, C.  |   |   |   |   |   |   |   |
| Player   | Wetherholt  | Herrera   | Burleson  | Walker  | Gorman  | Winn  | Church  | Pages   | Scott II  |   |
| Primary Play                                   | l 8   | walk  | l 9.s   | l 7.s   | k   | p 4   | l 8   | k   |   |   |
| PA / BR Bases<br>Bases Pushed / Credit for Run |  | 1  3 | 1  1 | 1  1 |  |  |  |  |  |  |
| Player 4Score                                  |   | 6   | 9   | 4   |   |   |   |   |   |   |
| Addl Info                                      |   |   |   |   |   |   |   |   |   |   |

19

|                  |               |            |             |           |           |         |           |         |             |
|------------------|---------------|------------|-------------|-----------|-----------|---------|-----------|---------|-------------|
| Total 4Score     | 14            | 10         | 17          | 17        | 8         | 6       | 9         | 3       | 5           |
| Player(s) Detail | Wetherholt 2b | Herrera dh | Burleson 1b | Walker rf | Gorman 3b | Winn ss | Church lf | Pages c | Scott II cf |

89



Game Top Player: Burleson/Walker (STL) - 4Score = 17

Team Top Player: PIT Top: Lowe - 4Score = 16

### 4Base Scorecard

|     |   |   |   |   |   |   |   |   |   |    |    |    |    |    |    |      |      |        |
|-----|---|---|---|---|---|---|---|---|---|----|----|----|----|----|----|------|------|--------|
|     | 1 | 2 | 3 | 4 | 5 | 6 | 7 | 8 | 9 | 10 | 11 | 12 | 13 | 14 | 15 | Runs | Hits | Errors |
| STL | 3 |   | 1 |   | 1 |   |   | 5 |   |    |    |    |    |    |    | 10   | 13   | 1      |
| PIT |   |   |   | 1 | 2 |   | 1 |   | 1 |    |    |    |    |    |    | 5    | 7    | 2      |

Date: 04-30-26 Team: H - PIT Game Info: STL-031 - 04-30-26 - STL 10 @ PIT 5 Total Team 4Base Score 57

| Batter #                                       | 1           | 2        | 3        | 4       | 5        | 6       | 7       | 8      | 9          |
|--|-------------|----------|----------|---------|----------|---------|---------|--------|------------|
| Pitcher  | Dobbins, H. |          |          |         |          |         |         |        |            |
| Player   | Cruz        | Lowe, B. | Reynolds | O'Hearn | Gonzales | Horwitz | Griffin | Mangum | Davis      |
| Primary Play                                   | k           | f 8      | k        | p 6     | l 9      | g 4-3   | k       | g 1.s  | g 6-4-3-dp |
| PA / BR Bases<br>Bases Pushed / Credit for Run |             |          |          |         |          |         |         | 1      | -1         |
| Player 4Score                                  |             |          |          |         |          |         |         | 1      | -1         |
| Addl Info                                      |             |          |          |         |          |         |         | dp-d   |            |

| Pitcher  | 1           | 2        | 3        | 4       | 5        | 6       | 7       | 8      | 9     |
|--|-------------|----------|----------|---------|----------|---------|---------|--------|-------|
| Pitcher  | Dobbins, H. |          |          |         |          |         |         |        |       |
| Player   | Cruz        | Lowe, B. | Reynolds | O'Hearn | Gonzales | Horwitz | Griffin | Mangum | Davis |
| Primary Play                                   | g 4-3       | g 4-3    | f 9.d    | walk    | walk     | walk    | g 5u    | walk   | k     |
| PA / BR Bases<br>Bases Pushed / Credit for Run |             |          | 2        | 1       | 1        | 1       |         | 1      |       |
| Player 4Score                                  |             |          | 4        | 3       | 4        | 5       |         | 4      |       |
| Addl Info                                      |             |          |          |         |          |         |         |        |       |

| Pitcher  | 1         | 2        | 3        | 4       | 5        | 6       | 7       | 8      | 9     |
|--|-----------|----------|----------|---------|----------|---------|---------|--------|-------|
| Pitcher  | Bruhl, J. |          |          |         |          |         |         |        |       |
| Player   | Cruz      | Lowe, B. | Reynolds | O'Hearn | Gonzales | Horwitz | Griffin | Mangum | Davis |
| Primary Play                                   | walk      | f 8      | f 7.d    | g 4-3   | hbp      | p 4     | k       | g 5-3  | g 4-3 |
| PA / BR Bases<br>Bases Pushed / Credit for Run | 1         |          | 2        |         | 1        |         |         |        |       |
| Player 4Score                                  | 5         | 2        | 7        |         | 1        |         |         |        |       |
| Addl Info                                      |           | prod out |          |         |          |         |         |        |       |

| Pitcher  | 1          | 2        | 3        | 4       | 5        | 6       | 7       | 8      | 9     |
|--|------------|----------|----------|---------|----------|---------|---------|--------|-------|
| Pitcher  | Romero, J. |          |          |         |          |         |         |        |       |
| Player   | Cruz       | Lowe, B. | Reynolds | O'Hearn | Gonzales | Horwitz | Griffin | Mangum | Yorke |
| Primary Play                                   | k          | f .HR    | walk     | k       | g 3u     | f 9     | g 7.s   | k      | g 4-3 |
| PA / BR Bases<br>Bases Pushed / Credit for Run |            | 4        | 1        |         |          |         | 1       |        |       |
| Player 4Score                                  |            | 9        | 1        |         |          |         | 1       |        |       |
| Addl Info                                      |            | RF       |          |         |          |         |         |        |       |

| Pitcher  | 1          | 2        | 3        | 4       | 5        | 6       | 7       | 8      | 9     |
|--|------------|----------|----------|---------|----------|---------|---------|--------|-------|
| Pitcher  | Stanek, R. |          |          |         |          |         |         |        |       |
| Player   | Cruz       | Lowe, B. | Reynolds | O'Hearn | Gonzales | Horwitz | Griffin | Mangum | Yorke |
| Primary Play                                   | l 7.s      | l 9.d    | f 9      | l 7     |          |         |         |        |       |
| PA / BR Bases<br>Bases Pushed / Credit for Run | 1          | 2        |          |         |          |         |         |        |       |
| Player 4Score                                  | 5          | 5        | 1        |         |          |         |         |        |       |
| Addl Info                                      | Home-9-err |          | prod out |         |          |         |         |        |       |

|                  |         |             |             |            |             |            |            |           |                          |
|------------------|---------|-------------|-------------|------------|-------------|------------|------------|-----------|--------------------------|
| Total 4Score     | 10      | 16          | 13          | 3          | 5           | 5          | 1          | 5         | -1                       |
| Player(s) Detail | Cruz cf | Lowe, B. 2b | Reynolds rf | O'Hearn dh | Gonzales 3b | Horwitz 1b | Griffin ss | Mangum lf | Davis c -1<br>Yorke ph 0 |

| Box Score for        |            | STL  | STL-031 - 04-30-26 - STL 10 @ PIT 5 |     |      |     |    | W: Graceffo - L: Skenes - S: - STL rec 18-13 - Top Player: Burleson/Walker in STL win |          |          |              |                |               |        |           |           |
|----------------------|------------|------|-------------------------------------|-----|------|-----|----|---|----------|----------|--------------|----------------|---------------|--------|-----------|-----------|
|                      |            |      |                                     |     |      |     |    | Key 4Base Scoring Stats   |          |          |              |                |               |        |           |           |
| Batting Order-Player |            | Pos. | AB                                  | Run | Hits | RBI | BB | SO  | PA Bases | BR Bases | Bases Pushed | Credit for Run | Player 4Score | 4BRate | Plate App | Prod Outs |
| 1                    | Wetherholt | 2b   | 4                                   | 2   | 2    | 1   | 1  | 0   | 6        | 3        | 4            | 1              | 14            | 2.80   | 5         | 0         |
| 2                    | Herrera    | dh   | 4                                   | 2   | 0    | 0   | 1  | 2   | 2        | 6        | 2            |                | 10            | 2.00   | 5         | 0         |
| 3                    | Burleson   | 1b   | 5                                   | 1   | 3    | 3   | 0  | 1   | 4        | 3        | 7            | 3              | 17            | 3.40   | 5         | 0         |
| 4                    | Walker     | rf   | 5                                   | 1   | 2    | 3   | 0  | 1   | 5        |          | 9            | 3              | 17            | 3.40   | 5         | 0         |
| 5                    | Gorman     | 3b   | 5                                   | 1   | 2    | 1   | 0  | 2   | 2        | 3        | 2            | 1              | 8             | 1.60   | 5         | 0         |
| 6                    | Winn       | ss   | 5                                   | 1   | 1    | 0   | 0  | 2   | 2        | 2        | 2            |                | 6             | 1.20   | 5         | 0         |
| 7                    | Church     | lf   | 5                                   | 1   | 1    | 2   | 0  | 1   | 2        | 2        | 3            | 2              | 9             | 1.80   | 5         | 0         |
| 8                    | Pages      | c    | 5                                   | 0   | 2    | 0   | 0  | 2   | 2        | 1        |              |                | 3             | 0.60   | 5         | 0         |
| 9                    | Scott II   | cf   | 2                                   | 1   | 0    | 0   | 1  | 1   | 1        | 3        | 1            |                | 5             | 1.25   | 4         | 0         |
|                      |            |      | 40                                  | 10  | 13   | 10  | 3  | 12  | 26       | 23       | 30           | 10             | 89            | 2.02   | 44        | 0         |

| Box Score for        |          | PIT  | STL-031 - 04-30-26 - STL 10 @ PIT 5 |     |      |     |    | W: Graceffo - L: Skenes - S: - STL rec 18-13 - Top Player: Burleson/Walker in STL win |                         |          |              |                |               |           |      |      |
|----------------------|----------|------|-------------------------------------|-----|------|-----|----|---|-------------------------|----------|--------------|----------------|---------------|-----------|------|------|
| Batting Order-Player |          | Pos. | AB                                  | Run | Hits | RBI | BB | SO  | Key 4Base Scoring Stats |          |              |                |               | Plate App | Prod | Outs |
|                      |          |      |                                     |     |      |     |    |   | PA Bases                | BR Bases | Bases Pushed | Credit for Run | Player 4Score |           |      |      |
| 1                    | Cruz     | cf   | 4                                   | 2   | 1    | 0   | 1  | 2   | 2                       | 6        | 1            | 1              | 10            | 2.00      | 5    | 0    |
| 2                    | Lowe, B. | 2b   | 5                                   | 1   | 2    | 1   | 0  | 0   | 6                       | 1        | 8            | 1              | 16            | 3.20      | 5    | 1    |
| 3                    | Reynolds | rf   | 4                                   | 1   | 2    | 2   | 1  | 1   | 5                       | 2        | 4            | 2              | 13            | 2.60      | 5    | 1    |
| 4                    | O'Hearn  | dh   | 4                                   | 0   | 0    | 0   | 1  | 1   | 1                       | 2        |              |                | 3             | 0.60      | 5    | 0    |
| 5                    | Gonzales | 3b   | 2                                   | 0   | 0    | 0   | 1  | 0   | 2                       | 1        | 2            |                | 5             | 1.25      | 4    | 0    |
| 6                    | Horwitz  | 1b   | 3                                   | 0   | 0    | 1   | 1  | 0   | 1                       |          | 3            | 1              | 5             | 1.25      | 4    | 0    |
| 7                    | Griffin  | ss   | 4                                   | 0   | 1    | 0   | 0  | 2   | 1                       |          |              |                | 1             | 0.25      | 4    | 0    |
| 8                    | Mangum   | lf   | 3                                   | 1   | 1    | 0   | 1  | 1   | 2                       | 3        |              |                | 5             | 1.25      | 4    | 0    |
| 9                    | Davis    | c    | 3                                   | 0   | 0    | 0   | 0  | 1   |                         |          | -1           |                | -1            | -0.33     | 3    | 0    |
|                      | Yorke    | ph   | 1                                   | 0   | 0    | 0   | 0  | 0   |                         |          |              |                | 0             | 0.00      | 1    | 0    |
|                      |          |      | 33                                  | 5   | 7    | 4   | 6  | 8   | 20                      | 15       | 17           | 4              | 57            | 1.43      | 40   | 2    |



STL-031 - 04-30-26 - STL 10 @ PIT 5

W: Graceffo - L: Skenes - S: - STL rec 18-13 - Top Player: Burleson/Walker in STL win

| Team | 1 | 2 | 3 | 4 | 5 | 6 | 7 | 8 | 9 |
|------|---|---|---|---|---|---|---|---|---|
| STL  | 3 | 0 | 1 | 0 | 1 | 0 | 0 | 5 | 0 |
| PIT  | 0 | 0 | 0 | 1 | 2 | 0 | 1 | 0 | 1 |

|     | Runs | Hits | Errors |
|-----|------|------|--------|
| STL | 10   | 13   | 1      |
| PIT | 5    | 7    | 2      |

## 4Base Scorecard for

STL

| Inning | Pitcher        | Batter # - Player Name | OnBs Status | BIP Type - Primary Play | Secondary Play | Credit for Run | PA Bases | BR Bases | Bases Pushed | 4Base Score |    |
|--------|----------------|------------------------|-------------|-------------------------|----------------|----------------|----------|----------|--------------|-------------|----|
| 01     | Skenes, P.     | 1 Wetherholt           |             | F                       | .HR            | RF             |          | 4        | 4            | 9           |    |
|        |                | 2 Herrera              |             | G                       | 5-err          |                |          | 1        | 3            | 4           |    |
|        |                | 3 Burleson             |             |                         | k              |                |          |          |              | 0           |    |
|        |                | 4 Walker               |             | F                       | .HR            | LF             |          | 4        |              | 7           | 13 |
|        |                | 5 Gorman               |             |                         | k              |                |          |          |              | 0           |    |
|        |                | 6 Winn                 |             |                         | k              |                |          |          |              | 0           |    |
| 02     | Skenes, P.     | 7 Church               |             |                         | k              |                |          |          |              | 0           |    |
|        |                | 8 Pages                |             | L                       | 9.s            |                |          | 1        | 1            | 2           |    |
|        |                | 9 Scott II             |             | G                       | 1-3-SacBunt    |                |          |          | 1            | 1           |    |
|        |                | 1 Wetherholt           |             | P                       | 3              |                |          |          |              | 0           |    |
| 03     | Skenes, P.     | 2 Herrera              |             |                         | k              |                |          |          |              | 0           |    |
|        |                | 3 Burleson             |             | G                       | 6.s            | 2nd-6-err      |          | 2        | 2            | 4           |    |
|        |                | 4 Walker               |             | L                       | 7              |                |          |          |              | 0           |    |
|        |                | 5 Gorman               |             | L                       | 9.s            |                |          | 1        |              | 2           | 4  |
|        |                | 6 Winn                 |             | G                       | 1-3            |                |          |          |              | 0           |    |
|        |                | 7 Church               |             | P                       | 5              |                |          |          |              | 0           |    |
| 04     | Skenes, P.     | 8 Pages                |             |                         | k              |                |          |          |              | 0           |    |
|        |                | 9 Scott II             |             |                         | k              |                |          |          |              | 0           |    |
|        |                | 1 Wetherholt           |             | G                       | 3.s            | wp-2nd         |          | 1        | 3            | 4           |    |
| 05     | Skenes, P.     | 2 Herrera              |             |                         | k              |                |          |          |              | 0           |    |
|        |                | 3 Burleson             |             | L                       | 7.s            |                |          | 1        | 2            | 4           |    |
|        |                | 4 Walker               |             |                         | k              |                |          |          |              | 0           |    |
|        |                | 5 Gorman               |             | G                       | 5-3            |                |          |          |              | 0           |    |
|        |                | 6 Winn                 |             |                         | k              |                |          |          |              | 0           |    |
| 06     | Ramirez, Y.    | 7 Church               |             | G                       | 3u             |                |          |          |              | 0           |    |
|        |                | 8 Pages                |             | G                       | 1.s            |                |          | 1        |              | 1           |    |
|        |                | 9 Scott II             |             | G                       | 4-6            |                |          |          |              | 0           |    |
|        |                | 1 Wetherholt           |             |                         | walk           |                |          | 1        |              | 1           |    |
| 07     | Montgomery, M. | 2 Herrera              |             | F                       | 8              |                |          |          |              | 0           |    |
|        |                | 3 Burleson             |             | F                       | 8              |                |          |          |              | 0           |    |
|        |                | 4 Walker               |             | G                       | 5-4            |                |          |          |              | 0           |    |
|        |                | 5 Gorman               |             | L                       | 8.s            |                |          | 1        | 3            | 4           |    |
| 08     | Mattson, I.    | 6 Winn                 |             | L                       | 9.s            | 2nd-OT         |          | 2        | 2            | 2           | 6  |
|        |                | 7 Church               |             | F                       | 8.d            |                |          | 2        | 2            | 3           | 9  |
|        |                | 8 Pages                |             | F                       | 8              |                |          |          |              |             | 0  |
|        |                | 9 Scott II             |             |                         | walk           |                |          | 1        | 3            |             | 4  |
|        |                | 1 Wetherholt           |             | L                       | 8              |                |          |          |              |             | 0  |
|        | Devenski, C.   | 2 Herrera              |             |                         | walk           |                |          | 1        | 3            | 2           | 6  |
|        |                | 3 Burleson             |             | L                       | 9.s            |                |          | 1        | 1            | 5           | 9  |
|        |                | 4 Walker               |             | L                       | 7.s            |                |          | 1        |              | 2           | 4  |
|        |                | 5 Gorman               |             |                         | k              |                |          |          |              |             | 0  |
|        |                | 6 Winn                 |             | P                       | 4              |                |          |          |              |             | 0  |
| 09     | Devenski, C.   | 7 Church               |             | L                       | 8              |                |          |          |              | 0           |    |
|        |                | 8 Pages                |             |                         | k              |                |          |          |              | 0           |    |

| 4Score Summary | STL    |
|----------------|--------|
| Bat#-Player    | 4Score |
| 4 Walker       | 17     |
| rf             |        |
| 3 Burleson     | 17     |
| 1b             |        |
| 1 Wetherholt   | 14     |
| 2b             |        |
| 2 Herrera      | 10     |
| dh             |        |
| 7 Church       | 9      |
| lf             |        |
| 5 Gorman       | 8      |
| 3b             |        |
| 6 Winn         | 6      |
| ss             |        |
| 9 Scott II     | 5      |
| cf             |        |
| 8 Pages        | 3      |
| c              |        |
| Team 4Score    | 89     |

Game Notes

|      |    |    |     |          |        |     |    |    |        |        |
|------|----|----|-----|----------|--------|-----|----|----|--------|--------|
| 13   | 3  | 12 | 10  | 0        | 4Base  | 10  | 26 | 23 | 30     | 89     |
| Hits | BB | K  | RBI | ProdOuts | Totals | CFR | PA | BR | Pushed | 4Score |



STL-031 - 04-30-26 - STL 10 @ PIT 5

W: Graceffo - L: Skenes - S: - STL rec 18-13 - Top Player: Burluson/Walker in STL win

| Team | 1 | 2 | 3 | 4 | 5 | 6 | 7 | 8 | 9 |
|------|---|---|---|---|---|---|---|---|---|
| STL  | 3 | 0 | 1 | 0 | 1 | 0 | 0 | 5 | 0 |
| PIT  | 0 | 0 | 0 | 1 | 2 | 0 | 1 | 0 | 1 |

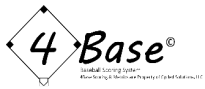
|     | Runs | Hits | Errors |
|-----|------|------|--------|
| STL | 10   | 13   | 1      |
| PIT | 5    | 7    | 2      |

## 4Base Scorecard for PIT

| Inning    | Pitcher      | Batter # - Player Name | OnBs Status | BIP Type - Primary Play | Secondary Play | Credit for Run | PA Bases | BR Bases | Bases Pushed | 4Base Score |   |
|-----------|--------------|------------------------|-------------|-------------------------|----------------|----------------|----------|----------|--------------|-------------|---|
| 01        | Dobbins, H.  | 1 Cruz                 | ◇◇          | k                       |                |                |          |          |              | 0           |   |
|           |              | 2 Lowe, B.             | ◇◇          | F 8                     |                |                |          |          |              | 0           |   |
|           |              | 3 Reynolds             | ◇◇          | k                       |                |                |          |          |              | 0           |   |
| 02        | Dobbins, H.  | 4 O'Hearn              | ◇◇          | P 6                     |                |                |          |          |              | 0           |   |
|           |              | 5 Gonzales             | ◇◇          | L 9                     |                |                |          |          |              | 0           |   |
|           |              | 6 Horwitz              | ◇◇          | G 4-3                   |                |                |          |          |              | 0           |   |
| 03        | Dobbins, H.  | 7 Griffin              | ◇◇          | k                       |                |                |          |          |              | 0           |   |
|           |              | 8 Mangum               | ◇◇          | G 1.s dp-d              |                | 1              |          |          |              | 1           |   |
|           |              | 9 Davis                | ◇◇          | G 6-4-3-dp              |                |                |          |          | -1           | -1          |   |
| 04        | Dobbins, H.  | 1 Cruz                 | ◇◇          | G 4-3                   |                |                |          |          |              | 0           |   |
|           |              | 2 Lowe, B.             | ◇◇          | G 4-3                   |                |                |          |          |              | 0           |   |
|           |              | 3 Reynolds             | ◇R          | F 9.d                   |                |                | 2        | 2        |              | 4           |   |
|           |              | 4 O'Hearn              | ◇3          | walk                    |                |                | 1        | 2        |              | 3           |   |
|           |              | 5 Gonzales             | ◇1          | walk                    |                |                | 1        | 1        | 2            | 4           |   |
|           |              | 6 Horwitz              | ◇1          | walk                    |                |                | ◇1       | 1        |              | 3           | 5 |
|           |              | 7 Griffin              | ◇◇          | G 5u                    |                |                |          |          |              |             | 0 |
| 05        | Dobbins, H.  | 8 Mangum               | ◇R          | walk                    |                |                | 1        | 3        |              | 4           |   |
|           |              | 9 Davis                | ◇◇          | k                       |                |                |          |          |              | 0           |   |
|           |              | 1 Cruz                 | ◇R          | walk                    |                |                | 1        | 3        | 1            | 5           |   |
|           | Bruihl, J.   | 2 Lowe, B.             | ◇◇          | F 8 prod out            |                |                |          |          | 2            | 2           |   |
|           |              | 3 Reynolds             | ◇1          | F 7.d                   |                |                | ◇2       | 2        | 3            | 7           |   |
|           |              | 4 O'Hearn              | ◇◇          | G 4-3                   |                |                |          |          |              | 0           |   |
| 06        | Graceffo, G. | 5 Gonzales             | ◇1          | hbp                     |                |                | 1        |          |              | 1           |   |
|           |              | 6 Horwitz              | ◇◇          | P 4                     |                |                |          |          |              | 0           |   |
|           |              | 7 Griffin              | ◇◇          | k                       |                |                |          |          |              | 0           |   |
|           |              | 8 Mangum               | ◇◇          | G 5-3                   |                |                |          |          |              | 0           |   |
| 07        | Graceffo, G. | 9 Davis                | ◇◇          | G 4-3                   |                |                |          |          |              | 0           |   |
|           |              | 1 Cruz                 | ◇◇          | k                       |                |                |          |          |              | 0           |   |
|           | Romero, J.   | 2 Lowe, B.             | ◇R          | F .HR RF                |                | ◇1             | 4        |          | 4            | 9           |   |
|           |              | 3 Reynolds             | ◇1          | walk                    |                |                | 1        |          |              | 1           |   |
| 08        | Stanek, R.   | 4 O'Hearn              | ◇◇          | k                       |                |                |          |          |              | 0           |   |
|           |              | 5 Gonzales             | ◇◇          | G 3u                    |                |                |          |          |              | 0           |   |
|           |              | 6 Horwitz              | ◇◇          | F 9                     |                |                |          |          |              | 0           |   |
|           |              | 7 Griffin              | ◇1          | G 7.s                   |                |                | 1        |          |              | 1           |   |
| 09        | Svanson, M.  | 8 Mangum               | ◇◇          | k                       |                |                |          |          |              | 0           |   |
|           |              | 9 Yorke                | ◇◇          | G 4-3                   |                |                |          |          |              | 0           |   |
|           |              | 1 Cruz                 | ◇R          | L 7.s Home-9-err        |                | ◇1             | 1        | 3        |              | 5           |   |
|           |              | 2 Lowe, B.             | ◇3          | L 9.d                   |                |                | 2        | 1        | 2            | 5           |   |
|           |              | 3 Reynolds             | ◇◇          | F 9 prod out            |                |                |          |          | 1            | 1           |   |
| 4 O'Hearn | ◇◇           | L 7                    |             |                         |                |                |          |          | 0            |             |   |

| 4Score Summary     |    | PIT       |
|--------------------|----|-----------|
| Bat#-Player        |    | 4Score    |
| 2 Lowe, B.         | 2b | 16        |
| 3 Reynolds         | rf | 13        |
| 1 Cruz             | cf | 10        |
| 8 Mangum           | lf | 5         |
| 6 Horwitz          | 1b | 5         |
| 5 Gonzales         | 3b | 5         |
| 4 O'Hearn          | dh | 3         |
| 7 Griffin          | ss | 1         |
| 9 Yorke            | ph | 0         |
| Davis              | c  | -1        |
| <b>Team 4Score</b> |    | <b>57</b> |

|            |      |    |   |     |          |        |     |    |    |        |        |
|------------|------|----|---|-----|----------|--------|-----|----|----|--------|--------|
| Game Notes | 7    | 6  | 8 | 4   | 2        | 4Base  | 5   | 20 | 15 | 17     | 57     |
|            | Hits | BB | K | RBI | ProdOuts | Totals | CFR | PA | BR | Pushed | 4Score |



Game Top Player: Walker (STL) - 4Score = 21

Team Top Player: LAD Top: Muncy - 4Score = 7

### 4Base Scorecard

|     |   |   |   |   |   |   |   |   |   |    |    |    |    |    |    |      |      |        |
|-----|---|---|---|---|---|---|---|---|---|----|----|----|----|----|----|------|------|--------|
|     | 1 | 2 | 3 | 4 | 5 | 6 | 7 | 8 | 9 | 10 | 11 | 12 | 13 | 14 | 15 | Runs | Hits | Errors |
| LAD |   | 1 |   |   |   | 1 |   |   |   |    |    |    |    |    |    | 2    | 7    | 2      |
| STL | 3 |   | 1 |   |   |   | 3 |   |   |    |    |    |    |    |    | 7    | 12   |        |

Date: 05-01-26 Team: A - LAD Game Info: STL-032 - 05-01-26 - LAD 2 @ STL 7 Total Team 4Base Score 34

| Batter #                                       | 1              | 2       | 3     | 4             | 5      | 6         | 7     | 8     | 9       |
|--|----------------|---------|-------|---------------|--------|-----------|-------|-------|---------|
| Pitcher  | Liberatore, M. |         |       |               |        |           |       |       |         |
| Player   | Ohtani         | Freeman | Smith | Hernandez, T. | Tucker | Pages, A. | Muncy | Rojas | Espinal |
| Primary Play                                   | f 7            | f 7     | k     | k             | l 4    | l 9.s     | f 8.d | f 9   | k       |
| PA / BR Bases<br>Bases Pushed / Credit for Run |                |         |       |               |        |           |       |       |         |
| Player 4Score                                  |                |         |       |               |        | 4         | 6     |       |         |
| Addl Info                                      |                |         |       |               |        |           |       |       |         |

10

|  |        |         |       |               |        |            |       |       |         |
|--|--------|---------|-------|---------------|--------|------------|-------|-------|---------|
| Pitcher  |        |         |       |               |        |            |       |       |         |
| Player   | Ohtani | Freeman | Smith | Hernandez, T. | Tucker | Pages, A.  | Muncy | Rojas | Espinal |
| Primary Play                                   | g 4-3  | p 6     | l 8.s | g 5.s         | l 7    | g 1-4-3-dp | g 4-3 | l 5   | k       |
| PA / BR Bases<br>Bases Pushed / Credit for Run |        |         |       |               |        |            |       |       |         |
| Player 4Score                                  |        |         | 2     | 2             |        | -1         |       |       |         |
| Addl Info                                      |        |         |       | dp-d          |        |            |       |       |         |

3

|  |        |         |       |               |            |             |       |          |     |
|--|--------|---------|-------|---------------|------------|-------------|-------|----------|-----|
| Pitcher  |        |         |       |               |            | Soriano, G. |       |          |     |
| Player   | Ohtani | Freeman | Smith | Hernandez, T. | Tucker     | Pages, A.   | Muncy | Rojas    | Kim |
| Primary Play                                   | f 8    | f 8.s   | walk  | walk          | f 8-SacFly | l 8         | walk  | g 6-4-fo | p 6 |
| PA / BR Bases<br>Bases Pushed / Credit for Run |        |         |       |               |            |             |       |          |     |
| Player 4Score                                  |        | 4       | 4     | 3             | 3          |             | 1     |          |     |
| Addl Info                                      |        |         |       |               |            |             | fo-d  |          |     |

15

|  |        |              |       |               |        |           |             |       |       |
|--|--------|--------------|-------|---------------|--------|-----------|-------------|-------|-------|
| Pitcher  |        | Graceffo, G. |       |               |        |           | Svanson, M. |       |       |
| Player   | Ohtani | Freeman      | Smith | Hernandez, T. | Tucker | Pages, A. | Muncy       | Rojas | Kim   |
| Primary Play                                   | k      | l 7.s        | l 5   | f 9           | walk   | k         | f 8         | g 3-1 | l 7.d |
| PA / BR Bases<br>Bases Pushed / Credit for Run |        |              |       |               |        |           |             |       |       |
| Player 4Score                                  |        | 2            |       |               | 2      |           |             |       | 2     |
| Addl Info                                      |        |              |       |               |        |           |             |       |       |

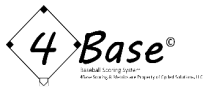
6

|  |        |  |  |  |  |  |  |  |  |
|--|--------|--|--|--|--|--|--|--|--|
| Pitcher  |        |  |  |  |  |  |  |  |  |
| Player   | Ohtani |  |  |  |  |  |  |  |  |
| Primary Play                                   | f 8    |  |  |  |  |  |  |  |  |
| PA / BR Bases<br>Bases Pushed / Credit for Run |        |  |  |  |  |  |  |  |  |
| Player 4Score                                  |        |  |  |  |  |  |  |  |  |
| Addl Info                                      |        |  |  |  |  |  |  |  |  |

0

|                  |           |            |         |                  |           |              |          |          |                             |
|------------------|-----------|------------|---------|------------------|-----------|--------------|----------|----------|-----------------------------|
| Total 4Score     |           | 6          | 6       | 5                | 5         | 3            | 7        |          | 2                           |
| Player(s) Detail | Ohtani dh | Freeman 1b | Smith c | Hernandez, T. lf | Tucker rf | Pages, A. cf | Muncy 3b | Rojas ss | Espinal 2b 0<br>Kim ph-2b 2 |

34



Game Top Player: Walker (STL) - 4Score = 21

Team Top Player: STL 2nd: Burluson - 4Score = 14

### 4Base Scorecard

|     |   |   |   |   |   |   |   |   |   |    |    |    |    |    |    |      |      |        |
|-----|---|---|---|---|---|---|---|---|---|----|----|----|----|----|----|------|------|--------|
|     | 1 | 2 | 3 | 4 | 5 | 6 | 7 | 8 | 9 | 10 | 11 | 12 | 13 | 14 | 15 | Runs | Hits | Errors |
| LAD |   | 1 |   |   |   | 1 |   |   |   |    |    |    |    |    |    | 2    | 7    | 2      |
| STL | 3 |   | 1 |   |   |   | 3 |   |   |    |    |    |    |    |    | 7    | 12   |        |

Date: 05-01-26 Team: H - STL Game Info: STL-032 - 05-01-26 - LAD 2@STL 7 Total Team 4Base Score 68

| Batter #                                       | 1           | 2                | 3        | 4                  | 5      | 6     | 7      | 8     | 9        |
|--|-------------|------------------|----------|--------------------|--------|-------|--------|-------|----------|
| Pitcher  | Sheehan, E. |                  |          |                    |        |       |        |       |          |
| Player   | Wetherholt  | Herrera          | Burluson | Walker             | Gorman | Winn  | Church | Pages | Scott II |
| Primary Play                                   | k           | g 7.s            | p 5      | l 7.s              | f .HR  | l 8.s | k      | k     | k        |
| PA / BR Bases<br>Bases Pushed / Credit for Run |             |                  |          |                    |        |       |        |       |          |
| Player 4Score                                  |             | 5                |          | 5                  | 12     | 1     |        |       |          |
| Addl Info                                      |             | 3rd-E2 Balk-Home |          | 2nd-2-err Balk-3rd | RF     |       |        |       |          |

23

|  |            |         |          |        |          |      |        |       |          |
|--|------------|---------|----------|--------|----------|------|--------|-------|----------|
| Pitcher  | 2nd        |         |          |        |          |      |        |       |          |
| Player   | Wetherholt | Herrera | Burluson | Walker | Gorman   | Winn | Church | Pages | Scott II |
| Primary Play                                   | g 3u       | k       | f .HR    | g 9.s  | g 1-3    | p 2  | k      | g 7.d | k        |
| PA / BR Bases<br>Bases Pushed / Credit for Run |            |         |          |        |          |      |        |       |          |
| Player 4Score                                  |            |         | 9        | 3      | 1        |      |        | 2     |          |
| Addl Info                                      |            |         | RF       | sb-2nd | prod out |      |        |       |          |

15

|  |            |         |          |        |        |       |        |       |          |
|--|------------|---------|----------|--------|--------|-------|--------|-------|----------|
| Pitcher  | 4th        |         |          |        |        |       |        |       |          |
| Player   | Wetherholt | Herrera | Burluson | Walker | Gorman | Winn  | Church | Pages | Scott II |
| Primary Play                                   | g 3u       | g 4-3   | k        | l 7.d  | l 8    | g 8.s | f 7.s  | k     | f 7      |
| PA / BR Bases<br>Bases Pushed / Credit for Run |            |         |          |        |        |       |        |       |          |
| Player 4Score                                  |            |         |          | 2      |        | 2     | 2      |       |          |
| Addl Info                                      |            |         |          |        |        |       |        |       |          |

6

|  |            |         |          |           |        |      |          |       |          |
|--|------------|---------|----------|-----------|--------|------|----------|-------|----------|
| Pitcher  | 6th        |         |          |           |        |      |          |       |          |
| Player   | Wetherholt | Herrera | Burluson | Walker    | Gorman | Winn | Church   | Pages | Scott II |
| Primary Play                                   | p 5        | g 9.s   | walk     | l 7.d     | f 7    | hbp  | g 6-4-fo | f 8   | l 7      |
| PA / BR Bases<br>Bases Pushed / Credit for Run |            |         |          |           |        |      |          |       |          |
| Player 4Score                                  |            | 4       | 5        | 11        |        | 1    | 3        |       |          |
| Addl Info                                      |            |         |          | 3rd-7-err |        | fo-d |          |       |          |

24

|  |            |         |  |  |  |  |  |  |  |
|--|------------|---------|--|--|--|--|--|--|--|
| Pitcher  | 9th        |         |  |  |  |  |  |  |  |
| Player   | Wetherholt | Herrera |  |  |  |  |  |  |  |
| Primary Play                                   | k          | k       |  |  |  |  |  |  |  |
| PA / BR Bases<br>Bases Pushed / Credit for Run |            |         |  |  |  |  |  |  |  |
| Player 4Score                                  |            |         |  |  |  |  |  |  |  |
| Addl Info                                      |            |         |  |  |  |  |  |  |  |

0

|                  |               |            |             |           |           |         |           |         |             |
|------------------|---------------|------------|-------------|-----------|-----------|---------|-----------|---------|-------------|
| Total 4Score     |               | 9          | 14          | 21        | 13        | 4       | 5         | 2       |             |
| Player(s) Detail | Wetherholt 2b | Herrera dh | Burluson 1b | Walker rf | Gorman 3b | Winn ss | Church lf | Pages c | Scott II cf |

68

| Box Score for        |               | LAD   | STL-032 - 05-01-26 - LAD 2 @ STL 7 |     |      |     |    | W: Liberatore - L: Sheehan - S: - STL rec 19-13 - Top Player: Walker in STL win |                         |          |              |                |               |           |           |        |    |   |
|----------------------|---------------|-------|------------------------------------|-----|------|-----|----|---|-------------------------|----------|--------------|----------------|---------------|-----------|-----------|--------|----|---|
| Batting Order-Player |               | Pos.  | AB                                 | Run | Hits | RBI | BB | SO  | Key 4Base Scoring Stats |          |              |                |               | Plate App | Prod Outs |        |    |   |
|                      |               |       |                                    |     |      |     |    |   | PA Bases                | BR Bases | Bases Pushed | Credit for Run | Player 4Score |           |           | 4BRate |    |   |
| 1                    | Ohtani        | dh    | 5                                  | 0   | 0    | 0   | 0  | 1   |                         |          |              |                |               |           | 0         | 0.00   | 5  | 0 |
| 2                    | Freeman       | 1b    | 4                                  | 1   | 2    | 0   | 0  | 0   | 2                       | 4        |              |                |               |           | 6         | 1.50   | 4  | 0 |
| 3                    | Smith         | c     | 3                                  | 0   | 1    | 0   | 1  | 1   | 2                       | 3        | 1            |                |               |           | 6         | 1.50   | 4  | 0 |
| 4                    | Hernandez, T. | lf    | 3                                  | 0   | 1    | 0   | 1  | 1   | 2                       |          | 3            |                |               |           | 5         | 1.25   | 4  | 0 |
| 5                    | Tucker        | rf    | 2                                  | 0   | 0    | 1   | 1  | 0   | 1                       |          | 3            | 1              |               |           | 5         | 1.25   | 4  | 0 |
| 6                    | Pages, A.     | cf    | 4                                  | 1   | 1    | 0   | 0  | 1   | 1                       | 3        | -1           |                |               |           | 3         | 0.75   | 4  | 0 |
| 7                    | Muncy         | 3b    | 3                                  | 0   | 1    | 1   | 1  | 0   | 3                       |          | 3            | 1              |               |           | 7         | 1.75   | 4  | 0 |
| 8                    | Rojas         | ss    | 4                                  | 0   | 0    | 0   | 0  | 0   | 1                       |          | -1           |                |               |           | 0         | 0.00   | 4  | 0 |
| 9                    | Espinal       | 2b    | 2                                  | 0   | 0    | 0   | 0  | 2   |                         |          |              |                |               |           | 0         | 0.00   | 2  | 0 |
|                      | Kim           | ph-2b | 2                                  | 0   | 1    | 0   | 0  | 0   | 2                       |          |              |                |               |           | 2         | 1.00   | 2  | 0 |
|                      |               |       | 32                                 | 2   | 7    | 2   | 4  | 6   | 14                      | 10       | 8            | 2              |               |           | 34        | 0.92   | 37 | 0 |

| Box Score for        |            | STL  | STL-032 - 05-01-26 - LAD 2 @ STL 7 |     |      |     |    | W: Liberatore - L: Sheehan - S: - STL rec 19-13 - Top Player: Walker in STL win |          |          |              |                |               |        |           |           |
|----------------------|------------|------|------------------------------------|-----|------|-----|----|---|----------|----------|--------------|----------------|---------------|--------|-----------|-----------|
|                      |            |      |                                    |     |      |     |    | Key 4Base Scoring Stats   |          |          |              |                |               |        |           |           |
| Batting Order-Player |            | Pos. | AB                                 | Run | Hits | RBI | BB | SO  | PA Bases | BR Bases | Bases Pushed | Credit for Run | Player 4Score | 4BRate | Plate App | Prod Outs |
| 1                    | Wetherholt | 2b   | 5                                  | 0   | 0    | 0   | 0  | 2   |          |          |              |                | 0             | 0.00   | 5         | 0         |
| 2                    | Herrera    | dh   | 5                                  | 2   | 2    | 0   | 0  | 2   | 2        | 6        |              | 1              | 9             | 1.80   | 5         | 0         |
| 3                    | Burleson   | 1b   | 3                                  | 2   | 1    | 1   | 1  | 1   | 5        | 3        | 5            | 1              | 14            | 3.50   | 4         | 0         |
| 4                    | Walker     | rf   | 4                                  | 2   | 4    | 2   | 0  | 0   | 7        | 6        | 6            | 2              | 21            | 5.25   | 4         | 0         |
| 5                    | Gorman     | 3b   | 4                                  | 1   | 1    | 2   | 0  | 0   | 4        |          | 7            | 2              | 13            | 3.25   | 4         | 1         |
| 6                    | Winn       | ss   | 3                                  | 0   | 2    | 0   | 0  | 0   | 3        | 1        |              |                | 4             | 1.00   | 4         | 0         |
| 7                    | Church     | lf   | 4                                  | 0   | 1    | 1   | 0  | 2   | 2        |          | 2            | 1              | 5             | 1.25   | 4         | 0         |
| 8                    | Pages      | c    | 4                                  | 0   | 1    | 0   | 0  | 2   | 2        |          |              |                | 2             | 0.50   | 4         | 0         |
| 9                    | Scott II   | cf   | 4                                  | 0   | 0    | 0   | 0  | 2   |          |          |              |                | 0             | 0.00   | 4         | 0         |
|                      |            |      | 36                                 | 7   | 12   | 6   | 1  | 11  | 25       | 16       | 20           | 6              | 68            | 1.79   | 38        | 1         |



| Team | 1 | 2 | 3 | 4 | 5 | 6 | 7 | 8 | 9 |
|------|---|---|---|---|---|---|---|---|---|
| LAD  | 0 | 1 | 0 | 0 | 0 | 1 | 0 | 0 | 0 |
| STL  | 3 | 0 | 1 | 0 | 0 | 0 | 3 | 0 |   |

|     | Runs | Hits | Errors |
|-----|------|------|--------|
| LAD | 2    | 7    | 2      |
| STL | 7    | 12   | 0      |

### 4Base Scorecard for LAD

| Inning | Pitcher        | Batter # - Player Name | OnBs Status | BIP Type - Primary Play | Secondary Play | Credit for Run | PA Bases | BR Bases | Bases Pushed | 4Base Score |    |
|--------|----------------|------------------------|-------------|-------------------------|----------------|----------------|----------|----------|--------------|-------------|----|
| 01     | Liberatore, M. | 1 Ohtani               | <>          | F                       | 7              |                |          |          |              | 0           |    |
|        |                | 2 Freeman              | <>          | F                       | 7              |                |          |          |              | 0           |    |
|        |                | 3 Smith                | <>          |                         | k              |                |          |          |              | 0           |    |
| 02     | Liberatore, M. | 4 Hernandez, T.        | <>          |                         | k              |                |          |          |              | 0           |    |
|        |                | 5 Tucker               | <>          | L                       | 4              |                |          |          |              | 0           |    |
|        |                | 6 Pages, A.            |             | L                       | 9.s            |                |          | 1        | 3            |             | 4  |
|        |                | 7 Muncy                |             | F                       | 8.d            |                | 1        | 2        |              | 3           | 6  |
|        |                | 8 Rojas                | <>          | F                       | 9              |                |          |          |              |             | 0  |
| 03     | Liberatore, M. | 9 Espinal              | <>          |                         | k              |                |          |          |              | 0           |    |
|        |                | 1 Ohtani               | <>          | G                       | 4-3            |                |          |          |              | 0           |    |
|        |                | 2 Freeman              | <>          | P                       | 6              |                |          |          |              | 0           |    |
| 04     | Liberatore, M. | 3 Smith                |             | L                       | 8.s            |                |          | 1        | 1            | 2           |    |
|        |                | 4 Hernandez, T.        | <>          | G                       | 5.s            | dp-d           |          | 1        |              | 1           | 2  |
|        |                | 5 Tucker               | <>          | L                       | 7              |                |          |          |              |             | 0  |
|        |                | 6 Pages, A.            | <>          | G                       | 1-4-3-dp       |                |          |          |              | -1          | -1 |
| 05     | Liberatore, M. | 7 Muncy                | <>          | G                       | 4-3            |                |          |          |              | 0           |    |
|        |                | 8 Rojas                | <>          | L                       | 5              |                |          |          |              | 0           |    |
|        |                | 9 Espinal              | <>          |                         | k              |                |          |          |              | 0           |    |
| 06     | Liberatore, M. | 1 Ohtani               | <>          | F                       | 8              |                |          |          |              | 0           |    |
|        |                | 2 Freeman              |             | F                       | 8.s            |                |          | 1        | 3            |             | 4  |
|        |                | 3 Smith                |             |                         | walk           |                |          | 1        | 2            | 1           | 4  |
|        |                | 4 Hernandez, T.        |             |                         | walk           |                |          | 1        |              | 2           | 3  |
|        |                | 5 Tucker               | <>          | F                       | 8-SacFly       |                | 1        |          |              | 2           | 3  |
|        | Soriano, G.    | <>                     | L           | 8                       |                |                |          |          |              | 0           |    |
| 07     | Soriano, G.    | 7 Muncy                | <>          |                         | walk           | fo-d           |          | 1        |              | 1           |    |
|        |                | 8 Rojas                |             | G                       | 6-4-fo         |                |          | 1        |              | -1          | 0  |
|        |                | 9 Kim                  | <>          | P                       | 6              |                |          |          |              |             | 0  |
|        |                | 1 Ohtani               | <>          |                         | k              |                |          |          |              |             | 0  |
| 08     | Graceffo, G.   | 2 Freeman              |             | L                       | 7.s            |                |          | 1        | 1            | 2           |    |
|        |                | 3 Smith                | <>          | L                       | 5              |                |          |          |              |             | 0  |
|        |                | 4 Hernandez, T.        | <>          | F                       | 9              |                |          |          |              |             | 0  |
|        |                | 5 Tucker               |             |                         | walk           |                |          | 1        |              | 1           | 2  |
|        |                | 6 Pages, A.            | <>          |                         | k              |                |          |          |              |             | 0  |
| 09     | Svanson, M.    | 7 Muncy                | <>          | F                       | 8              |                |          |          |              | 0           |    |
|        |                | 8 Rojas                | <>          | G                       | 3-1            |                |          |          |              |             | 0  |
|        |                | 9 Kim                  |             | L                       | 7.d            |                |          | 2        |              |             | 2  |
|        |                | 1 Ohtani               | <>          | F                       | 8              |                |          |          |              |             | 0  |

| 4Score Summary     |       | LAD       |
|--------------------|-------|-----------|
| Bat#-Player        |       | 4Score    |
| 7 Muncy            | 3b    | 7         |
| 3 Smith            | c     | 6         |
| 2 Freeman          | 1b    | 6         |
| 5 Tucker           | rf    | 5         |
| 4 Hernandez, T.    | lf    | 5         |
| 6 Pages, A.        | cf    | 3         |
| 9 Kim              | ph-2b | 2         |
| 8 Rojas            | ss    | 0         |
| 1 Ohtani           | dh    | 0         |
| 9 Espinal          | 2b    | 0         |
| <b>Team 4Score</b> |       | <b>34</b> |

|            |  |      |    |   |     |          |        |     |    |    |        |        |
|------------|--|------|----|---|-----|----------|--------|-----|----|----|--------|--------|
| Game Notes |  | 7    | 4  | 6 | 2   | 0        | 4Base  | 2   | 14 | 10 | 8      | 34     |
|            |  | Hits | BB | K | RBI | ProdOuts | Totals | CFR | PA | BR | Pushed | 4Score |

| Team | 1 | 2 | 3 | 4 | 5 | 6 | 7 | 8 | 9 |
|------|---|---|---|---|---|---|---|---|---|
| LAD  | 0 | 1 | 0 | 0 | 0 | 1 | 0 | 0 | 0 |
| STL  | 3 | 0 | 1 | 0 | 0 | 0 | 3 | 0 |   |

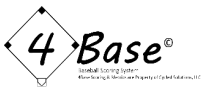
|     | Runs | Hits | Errors |
|-----|------|------|--------|
| LAD | 2    | 7    | 2      |
| STL | 7    | 12   | 0      |

**4Base Scorecard for STL**

| Inning       | Pitcher       | Batter # - Player Name | OnBs Status | BIP Type - Primary Play | Secondary Play     | Credit for Run | PA Bases | BR Bases | Bases Pushed | 4Base Score |
|--------------|---------------|------------------------|-------------|-------------------------|--------------------|----------------|----------|----------|--------------|-------------|
| 01           | Sheehan, E.   | 1 Wetherholt           | <>          | k                       |                    |                |          |          |              | 0           |
|              |               | 2 Herrera              |             | G 7.s                   | 3rd-E2 Balk-Home   |                | 1        | 3        |              | 5           |
|              |               | 3 Burleson             | <>          | P 5                     |                    |                |          |          |              | 0           |
|              |               | 4 Walker               |             | L 7.s                   | 2nd-2-err Balk-3rd |                | 1        | 3        | 1            | 5           |
|              |               | 5 Gorman               |             | F .HR                   | RF                 |                | 4        |          | 6            | 12          |
|              |               | 6 Winn                 |             | L 8.s                   |                    |                | 1        |          |              | 1           |
|              |               | 7 Church               | <>          | k                       |                    |                |          |          |              | 0           |
| 02           | Sheehan, E.   | 8 Pages                | <>          | k                       |                    |                |          |          |              | 0           |
|              |               | 9 Scott II             | <>          | k                       |                    |                |          |          |              | 0           |
|              |               | 1 Wetherholt           | <>          | G 3u                    |                    |                |          |          |              | 0           |
| 03           | Sheehan, E.   | 2 Herrera              | <>          | k                       |                    |                |          |          |              | 0           |
|              |               | 3 Burleson             |             | F .HR                   | RF                 |                | 4        |          | 4            | 9           |
|              |               | 4 Walker               |             | G 9.s                   | sb-2nd             |                | 1        | 2        |              | 3           |
|              |               | 5 Gorman               | <>          | G 1-3                   | prod out           |                |          |          | 1            | 1           |
|              |               | 6 Winn                 | <>          | P 2                     |                    |                |          |          |              | 0           |
| 04           | Sheehan, E.   | 7 Church               | <>          | k                       |                    |                |          |          |              | 0           |
|              |               | 8 Pages                |             | G 7.d                   |                    |                | 2        |          |              | 2           |
|              |               | 9 Scott II             | <>          | k                       |                    |                |          |          |              | 0           |
|              |               | 1 Wetherholt           | <>          | G 3u                    |                    |                |          |          |              | 0           |
| 05           | Sheehan, E.   | 2 Herrera              | <>          | G 4-3                   |                    |                |          |          |              | 0           |
|              |               | 3 Burleson             | <>          | k                       |                    |                |          |          |              | 0           |
|              |               | 4 Walker               |             | L 7.d                   |                    |                | 2        |          |              | 2           |
|              |               | Dreyer, J.             | 5 Gorman    | <>                      | L 8                |                |          |          |              | 0           |
|              |               | 06                     | Dreyer, J.  | 6 Winn                  |                    | G 8.s          |          |          | 1            | 1           |
| 7 Church     |               |                        |             | F 7.s                   |                    |                | 1        |          | 1            | 2           |
| 8 Pages      | <>            |                        |             | k                       |                    |                |          |          |              | 0           |
| 9 Scott II   | <>            |                        |             | F 7                     |                    |                |          |          |              | 0           |
| 1 Wetherholt | <>            |                        |             | P 5                     |                    |                |          |          |              | 0           |
| 07           | Henriquez, E. | 2 Herrera              |             | G 9.s                   |                    |                | 1        | 3        |              | 4           |
|              |               | 3 Burleson             |             | walk                    |                    |                | 1        | 3        | 1            | 5           |
|              |               | 4 Walker               |             | L 7.d                   | 3rd-7-err          |                | 3        | 1        | 5            | 11          |
|              |               | 5 Gorman               | <>          | F 7                     |                    |                |          |          |              | 0           |
|              |               | 6 Winn                 | <>          | hbp                     | fo-d               |                | 1        |          |              | 1           |
|              |               | 7 Church               |             | G 6-4-fo                |                    |                | 1        |          | 1            | 3           |
|              |               | 8 Pages                | <>          | F 8                     |                    |                |          |          |              | 0           |
| 08           | Hurt, K.      | 9 Scott II             | <>          | L 7                     |                    |                |          |          |              | 0           |
|              |               | 1 Wetherholt           | <>          | k                       |                    |                |          |          |              | 0           |
|              |               | 2 Herrera              | <>          | k                       |                    |                |          |          |              | 0           |

| 4Score Summary     | STL       |
|--------------------|-----------|
| Bat#-Player        | 4Score    |
| 4 Walker           | 21        |
| 3 Burleson         | 14        |
| 5 Gorman           | 13        |
| 2 Herrera          | 9         |
| 7 Church           | 5         |
| 6 Winn             | 4         |
| 8 Pages            | 2         |
| 1 Wetherholt       | 0         |
| 9 Scott II         | 0         |
| <b>Team 4Score</b> | <b>68</b> |

|            |  |      |    |    |     |          |        |     |    |    |        |        |
|------------|--|------|----|----|-----|----------|--------|-----|----|----|--------|--------|
| Game Notes |  | 12   | 1  | 11 | 6   | 1        | 4Base  | 7   | 25 | 16 | 20     | 68     |
|            |  | Hits | BB | K  | RBI | ProdOuts | Totals | CFR | PA | BR | Pushed | 4Score |



Game Top Player: Walker (STL) - 4Score = 14

Team Top Player: LAD Top: Muncy - 4Score = 11

### 4Base Scorecard

|     |   |   |   |   |   |   |   |   |   |    |    |    |    |    |    |      |      |        |
|-----|---|---|---|---|---|---|---|---|---|----|----|----|----|----|----|------|------|--------|
|     | 1 | 2 | 3 | 4 | 5 | 6 | 7 | 8 | 9 | 10 | 11 | 12 | 13 | 14 | 15 | Runs | Hits | Errors |
| LAD |   |   |   |   |   |   |   |   | 2 |    |    |    |    |    |    | 2    | 8    |        |
| STL |   |   | 3 |   |   |   |   |   |   |    |    |    |    |    |    | 3    | 6    |        |

Date: 05-02-26 Team: A - LAD Game Info: STL-033 - 05-02-26 - LAD2@STL3 Total Team 4Base Score 28

| Batter #                                       | 1            | 2       | 3          | 4      | 5             | 6     | 7         | 8     | 9        |
|--|--------------|---------|------------|--------|---------------|-------|-----------|-------|----------|
| Pitcher  | McGreevy, M. |         |            | 1      |               |       |           |       | 2        |
| Player   | Ohtani       | Freeman | Smith      | Tucker | Hernandez, T. | Muncy | Pages, A. | Kim   | Freeland |
| Primary Play                                   | f 8          | l 8.s   | g 6-4-3-dp | g 6-3  | walk          | l 8.s | k         | g 4-3 | g 1.s    |
| PA / BR Bases<br>Bases Pushed / Credit for Run |              | 1       | -1         |        | 1             | 1     |           |       | 1        |
| Player 4Score                                  |              | 1       | -1         |        | 2             | 2     |           |       |          |
| Addl Info                                      |              | dp-d    |            |        |               |       |           |       | LODP-4-3 |

4

|  |        |         |       |        |               |       |           |            |          |
|--|--------|---------|-------|--------|---------------|-------|-----------|------------|----------|
| Pitcher  |        | 3       |       |        |               | 4     |           |            | 5        |
| Player   | Ohtani | Freeman | Smith | Tucker | Hernandez, T. | Muncy | Pages, A. | Kim        | Freeland |
| Primary Play                                   | l 4    | g 3-1   | walk  | f 9    | g 4-6-3-dp    | k     | walk      | g 1-6-3-dp | g 1-3    |
| PA / BR Bases<br>Bases Pushed / Credit for Run |        |         | 1     |        | -1            |       | 1         | -1         |          |
| Player 4Score                                  |        |         | 1     |        | -1            |       | 1         | -1         |          |
| Addl Info                                      |        |         | dp-d  |        |               |       | dp-d      |            |          |

0

|  |        |         |             |        |               |       |           |       |            |
|--|--------|---------|-------------|--------|---------------|-------|-----------|-------|------------|
| Pitcher  |        | 6       | Staneck, R. |        |               |       |           | 7     | Romero, J. |
| Player   | Ohtani | Freeman | Smith       | Tucker | Hernandez, T. | Muncy | Pages, A. | Call  | Rojas      |
| Primary Play                                   | k      | g 4-3   | g 6-3       | p 2    | l 7.s         | walk  | k         | g 4-3 | k          |
| PA / BR Bases<br>Bases Pushed / Credit for Run |        |         |             |        | 1             | 1     |           |       |            |
| Player 4Score                                  |        |         |             |        | 2             | 2     |           |       |            |
| Addl Info                                      |        |         |             |        |               |       |           |       |            |

4

|  |        |             |       |        |               |       |           |         |   |
|--|--------|-------------|-------|--------|---------------|-------|-----------|---------|---|
| Pitcher  | 8      | O'Brien, R. |       |        |               |       |           |         | 9 |
| Player   | Ohtani | Freeman     | Smith | Tucker | Hernandez, T. | Muncy | Pages, A. | Rushing |   |
| Primary Play                                   | k      | k           | l 9   | g 6.s  | g 6.s         | l 9.s | g 7.s     | k       |   |
| PA / BR Bases<br>Bases Pushed / Credit for Run |        |             |       | 1      | 1             | 1     | 1         |         |   |
| Player 4Score                                  |        |             |       | 4      | 5             | 7     | 4         |         |   |
| Addl Info                                      |        |             |       |        |               |       |           |         |   |

20

|  |        |         |       |        |               |       |           |         |       |
|--|--------|---------|-------|--------|---------------|-------|-----------|---------|-------|
| Pitcher  |        |         |       |        |               |       |           |         |       |
| Player   | Ohtani | Freeman | Smith | Tucker | Hernandez, T. | Muncy | Pages, A. | Rushing | Rojas |
| Primary Play                                   |        |         |       |        |               |       |           |         |       |
| PA / BR Bases<br>Bases Pushed / Credit for Run |        |         |       |        |               |       |           |         |       |
| Player 4Score                                  |        |         |       |        |               |       |           |         |       |
| Addl Info                                      |        |         |       |        |               |       |           |         |       |

0

|                  |           |            |         |           |                  |          |              |  |                                |
|------------------|-----------|------------|---------|-----------|------------------|----------|--------------|--|--------------------------------|
| Total 4Score     |           | 1          |         | 4         | 8                | 11       | 5            | -1                                     |                                |
| Player(s) Detail | Ohtani dh | Freeman 1b | Smith c | Tucker rf | Hernandez, T. lf | Muncy 3b | Pages, A. cf | Call ph 0<br>Kim ss -1<br>Rushing ph 0 | Freeland 2b 0<br>Rojas ph-ss 0 |

28



Game Top Player: Walker (STL) - 4Score = 14

Team Top Player: STL 2nd: Burluson - 4Score = 9

### 4Base Scorecard

|     |   |   |   |   |   |   |   |   |   |    |    |    |    |    |    |      |      |        |
|-----|---|---|---|---|---|---|---|---|---|----|----|----|----|----|----|------|------|--------|
|     | 1 | 2 | 3 | 4 | 5 | 6 | 7 | 8 | 9 | 10 | 11 | 12 | 13 | 14 | 15 | Runs | Hits | Errors |
| LAD |   |   |   |   |   |   |   |   | 2 |    |    |    |    |    |    | 2    | 8    |        |
| STL |   |   | 3 |   |   |   |   |   |   |    |    |    |    |    |    | 3    | 6    |        |

Date: 05-02-26 Team: H - STL Game Info: STL-033 - 05-02-26 - LAD 2 @ STL 3 Total Team 4Base Score 36

| Batter #                                       | 1          | 2       | 3        | 4      | 5      | 6     | 7      | 8     | 9        |
|--|------------|---------|----------|--------|--------|-------|--------|-------|----------|
| Pitcher  | Sasaki, R. |         |          |        |        |       |        |       |          |
| Player   | Wetherholt | Herrera | Burluson | Walker | Gorman | Winn  | Church | Urias | Scott II |
| Primary Play                                   | f 8        | g 4-3   | walk     | g 8.s  | k      | g 5-3 | p 5    | hbp   | walk     |
| PA / BR Bases<br>Bases Pushed / Credit for Run |            |         |          |        |        |       |        |       |          |
| Player 4Score                                  |            |         | 2        | 2      |        |       |        | 2     | 2        |
| Addl Info                                      |            |         |          |        |        |       |        |       |          |

|  |            |         |          |        |        |       |        |       |          |
|--|------------|---------|----------|--------|--------|-------|--------|-------|----------|
| Pitcher  |            |         |          |        |        |       |        |       |          |
| Player   | Wetherholt | Herrera | Burluson | Walker | Gorman | Winn  | Church | Urias | Scott II |
| Primary Play                                   | k          | g 7.d   | g 9.d    | f .HR  | k      | g 6-3 | l 7.d  | p 3   | f 8      |
| PA / BR Bases<br>Bases Pushed / Credit for Run |            |         |          |        |        |       |        |       |          |
| Player 4Score                                  |            | 4       | 7        | 12     |        |       | 2      |       |          |
| Addl Info                                      |            |         |          | LF     |        |       |        |       |          |

|  |            |         |          |        |        |       |        |       |           |
|--|------------|---------|----------|--------|--------|-------|--------|-------|-----------|
| Pitcher  |            |         |          |        |        |       |        |       | Vesia, A. |
| Player   | Wetherholt | Herrera | Burluson | Walker | Gorman | Winn  | Church | Urias | Scott II  |
| Primary Play                                   | f 8        | k       | f 8      | f 9    | f 7    | g 6-3 | g 4-3  | p 2   | f 9       |
| PA / BR Bases<br>Bases Pushed / Credit for Run |            |         |          |        |        |       |        |       |           |
| Player 4Score                                  |            |         |          |        |        |       |        |       |           |
| Addl Info                                      |            |         |          |        |        |       |        |       |           |

|  |            |         |          |          |        |       |        |  |  |
|--|------------|---------|----------|----------|--------|-------|--------|--|--|
| Pitcher  |            |         |          | Eder, J. |        |       |        |  |  |
| Player   | Wetherholt | Herrera | Burluson | Walker   | Gorman | Winn  | Church |  |  |
| Primary Play                                   | l 8        | walk    | k        | l 8      | f 7    | l 7.d | g 4-3  |  |  |
| PA / BR Bases<br>Bases Pushed / Credit for Run |            |         |          |          |        |       |        |  |  |
| Player 4Score                                  |            | 1       |          |          |        | 2     |        |  |  |
| Addl Info                                      |            |         |          |          |        |       |        |  |  |

|                  |               |           |             |           |           |         |           |          |             |
|------------------|---------------|-----------|-------------|-----------|-----------|---------|-----------|----------|-------------|
| Total 4Score     |               | 5         | 9           | 14        |           | 2       | 2         | 2        | 2           |
| Player(s) Detail | Wetherholt 2b | Herrera c | Burluson 1b | Walker rf | Gorman dh | Winn ss | Church lf | Urias 3b | Scott II cf |

| Box Score for        |               | LAD   | STL-033 - 05-02-26 - LAD 2 @ STL 3 |     |      |     |    | W: McGreevy - L: Sasaki - S: O'Brien - STL rec 20-13 - Top Player: Walker in STL win |          |          |              |                |               |        |           |           |
|----------------------|---------------|-------|------------------------------------|-----|------|-----|----|--|----------|----------|--------------|----------------|---------------|--------|-----------|-----------|
|                      |               |       |                                    |     |      |     |    | Key 4Base Scoring Stats  |          |          |              |                |               |        |           |           |
| Batting Order-Player |               | Pos.  | AB                                 | Run | Hits | RBI | BB | SO   | PA Bases | BR Bases | Bases Pushed | Credit for Run | Player 4Score | 4BRate | Plate App | Prod Outs |
| 1                    | Ohtani        | dh    | 4                                  | 0   | 0    | 0   | 0  | 2  |          |          |              |                | 0             | 0.00   | 4         | 0         |
| 2                    | Freeman       | 1b    | 4                                  | 0   | 1    | 0   | 0  | 1  | 1        |          |              |                | 1             | 0.25   | 4         | 0         |
| 3                    | Smith         | c     | 3                                  | 0   | 0    | 0   | 1  | 0  | 1        |          | -1           |                | 0             | 0.00   | 4         | 0         |
| 4                    | Tucker        | rf    | 4                                  | 1   | 1    | 0   | 0  | 0  | 1        | 3        |              |                | 4             | 1.00   | 4         | 0         |
| 5                    | Hernandez, T. | lf    | 3                                  | 1   | 2    | 0   | 1  | 0  | 3        | 5        | 0            |                | 8             | 2.00   | 4         | 0         |
| 6                    | Muncy         | 3b    | 3                                  | 0   | 2    | 1   | 1  | 1  | 3        | 1        | 6            | 1              | 11            | 2.75   | 4         | 0         |
| 7                    | Pages, A.     | cf    | 3                                  | 0   | 1    | 1   | 1  | 2  | 2        |          | 2            | 1              | 5             | 1.25   | 4         | 0         |
| 8                    | Kim           | ss    | 2                                  | 0   | 0    | 0   | 0  | 0  |          |          | -1           |                | -1            | -0.50  | 2         | 0         |
|                      | Call          | ph    | 1                                  | 0   | 0    | 0   | 0  | 0  |          |          |              |                | 0             | 0.00   | 1         | 0         |
|                      | Rushing       | ph    | 1                                  | 0   | 0    | 0   | 0  | 1  |          |          |              |                | 0             | 0.00   | 1         | 0         |
| 9                    | Freeland      | 2b    | 2                                  | 0   | 1    | 0   | 0  | 0  | 1        | -1       |              |                | 0             | 0.00   | 2         | 0         |
|                      | Rojas         | ph-ss | 1                                  | 0   | 0    | 0   | 0  | 1  |          |          |              |                | 0             | 0.00   | 1         | 0         |
|                      |               |       | 31                                 | 2   | 8    | 2   | 4  | 8  | 12       | 8        | 6            | 2              | 28            | 0.80   | 35        | 0         |

|                      |            |    |     |      |     |    |    | Key 4Base Scoring Stats |          |              |                |               |        |           |           |   |
|----------------------|------------|----|-----|------|-----|----|----|-------------------------|----------|--------------|----------------|---------------|--------|-----------|-----------|---|
| Batting Order-Player | Pos.       | AB | Run | Hits | RBI | BB | SO | PA Bases                | BR Bases | Bases Pushed | Credit for Run | Player 4Score | 4BRate | Plate App | Prod Outs |   |
| 1                    | Wetherholt | 2b | 4   | 0    | 0   | 0  | 1  |                         |          |              |                | 0             | 0.00   | 4         | 0         |   |
| 2                    | Herrera    | c  | 3   | 1    | 1   | 0  | 1  | 3                       | 2        |              |                | 5             | 1.25   | 4         | 0         |   |
| 3                    | Burleson   | 1b | 3   | 1    | 1   | 1  | 1  | 3                       | 3        | 2            | 1              | 9             | 2.25   | 4         | 0         |   |
| 4                    | Walker     | rf | 4   | 1    | 2   | 2  | 0  | 5                       |          | 7            | 2              | 14            | 3.50   | 4         | 0         |   |
| 5                    | Gorman     | dh | 4   | 0    | 0   | 0  | 2  |                         |          |              |                | 0             | 0.00   | 4         | 0         |   |
| 6                    | Winn       | ss | 4   | 0    | 1   | 0  | 0  | 2                       |          |              |                | 2             | 0.50   | 4         | 0         |   |
| 7                    | Church     | lf | 4   | 0    | 1   | 0  | 0  | 2                       |          |              |                | 2             | 0.50   | 4         | 0         |   |
| 8                    | Urias      | 3b | 2   | 0    | 0   | 0  | 0  | 1                       | 1        |              |                | 2             | 0.67   | 3         | 0         |   |
| 9                    | Scott II   | cf | 2   | 0    | 0   | 0  | 1  | 1                       |          | 1            |                | 2             | 0.67   | 3         | 0         |   |
|                      |            |    | 30  | 3    | 6   | 3  | 3  | 5                       | 17       | 6            | 10             | 3             | 36     | 1.06      | 34        | 0 |



STL-033 - 05-02-26 - LAD 2 @ STL 3

W: McGreevy - L: Sasaki - S: O'Brien - STL rec 20-13 - Top Player: Walker in STL win

| Team | 1 | 2 | 3 | 4 | 5 | 6 | 7 | 8 | 9 |
|------|---|---|---|---|---|---|---|---|---|
| LAD  | 0 | 0 | 0 | 0 | 0 | 0 | 0 | 0 | 2 |
| STL  | 0 | 0 | 3 | 0 | 0 | 0 | 0 | 0 | 0 |

|     | Runs | Hits | Errors |
|-----|------|------|--------|
| LAD | 2    | 8    | 0      |
| STL | 3    | 6    | 0      |

## 4Base Scorecard for

LAD

| Inning | Pitcher      | Batter # - Player Name | OnBs Status | BIP Type - Primary Play | Secondary Play | Credit for Run | PA Bases | BR Bases | Bases Pushed | 4Base Score |   |
|--------|--------------|------------------------|-------------|-------------------------|----------------|----------------|----------|----------|--------------|-------------|---|
| 01     | McGreevy, M. | 1 Ohtani               |             | F                       | 8              |                |          |          |              | 0           |   |
|        |              | 2 Freeman              |             | L                       | 8.s            | dp-d           |          | 1        |              | 1           |   |
|        |              | 3 Smith                |             | G                       | 6-4-3-dp       |                |          |          | -1           | -1          |   |
| 02     | McGreevy, M. | 4 Tucker               |             | G                       | 6-3            |                |          |          |              | 0           |   |
|        |              | 5 Hernandez, T.        |             |                         | walk           |                | 1        | 1        |              | 2           |   |
|        |              | 6 Muncy                |             | L                       | 8.s            |                |          | 1        |              | 1           | 2 |
|        |              | 7 Pages, A.            |             |                         | k              |                |          |          |              |             | 0 |
| 03     | McGreevy, M. | 8 Kim                  |             | G                       | 4-3            |                |          |          |              | 0           |   |
|        |              | 9 Freeland             |             | G                       | 1.s            | LODP-4-3       | 1        | -1       |              | 0           |   |
|        |              | 1 Ohtani               |             | L                       | 4              |                |          |          |              | 0           |   |
| 04     | McGreevy, M. | 2 Freeman              |             | G                       | 3-1            |                |          |          |              | 0           |   |
|        |              | 3 Smith                |             |                         | walk           | dp-d           | 1        |          |              | 1           |   |
|        |              | 4 Tucker               |             | F                       | 9              |                |          |          |              | 0           |   |
| 05     | McGreevy, M. | 5 Hernandez, T.        |             | G                       | 4-6-3-dp       |                |          |          | -1           | -1          |   |
|        |              | 6 Muncy                |             |                         | k              |                |          |          |              | 0           |   |
|        |              | 7 Pages, A.            |             |                         | walk           | dp-d           | 1        |          |              | 1           |   |
| 06     | McGreevy, M. | 8 Kim                  |             | G                       | 1-6-3-dp       |                |          |          | -1           | -1          |   |
|        |              | 9 Freeland             |             | G                       | 1-3            |                |          |          |              | 0           |   |
|        |              | 1 Ohtani               |             |                         | k              |                |          |          |              | 0           |   |
| 07     | Stanek, R.   | 2 Freeman              |             | G                       | 4-3            |                |          |          |              | 0           |   |
|        |              | 3 Smith                |             | G                       | 6-3            |                |          |          |              | 0           |   |
|        |              | 4 Tucker               |             | P                       | 2              |                |          |          |              | 0           |   |
| 08     | Romero, J.   | 5 Hernandez, T.        |             | L                       | 7.s            |                | 1        | 1        |              | 2           |   |
|        |              | 6 Muncy                |             |                         | walk           |                | 1        |          | 1            | 2           |   |
|        |              | 7 Pages, A.            |             |                         | k              |                |          |          |              | 0           |   |
|        |              | 8 Call                 |             | G                       | 4-3            |                |          |          |              | 0           |   |
| 09     | O'Brien, R.  | 9 Rojas                |             |                         | k              |                |          |          |              | 0           |   |
|        |              | 1 Ohtani               |             |                         | k              |                |          |          |              | 0           |   |
|        |              | 2 Freeman              |             |                         | k              |                |          |          |              | 0           |   |
| 09     | O'Brien, R.  | 3 Smith                |             | L                       | 9              |                |          |          |              | 0           |   |
|        |              | 4 Tucker               |             | G                       | 6.s            |                | 1        | 3        |              | 4           |   |
|        |              | 5 Hernandez, T.        |             | G                       | 6.s            |                | 1        | 3        | 1            | 5           |   |
|        |              | 6 Muncy                |             | L                       | 9.s            |                | 1        | 1        | 4            | 7           |   |
|        |              | 7 Pages, A.            |             | G                       | 7.s            |                | 1        | 1        | 2            | 4           |   |
|        |              | 8 Rushing              |             |                         | k              |                |          |          |              | 0           |   |

| 4Score Summary     | LAD       |
|--------------------|-----------|
| Bat#-Player        | 4Score    |
| 6 Muncy            | 11        |
| 3b                 |           |
| 5 Hernandez, T.    | 8         |
| lf                 |           |
| 7 Pages, A.        | 5         |
| cf                 |           |
| 4 Tucker           | 4         |
| rf                 |           |
| 2 Freeman          | 1         |
| 1b                 |           |
| 3 Smith            | 0         |
| c                  |           |
| 8 Rushing          | 0         |
| ph                 |           |
| 9 Rojas            | 0         |
| ph-ss              |           |
| 1 Ohtani           | 0         |
| dh                 |           |
| 9 Freeland         | 0         |
| 2b                 |           |
| 8 Call             | 0         |
| ph                 |           |
| Kim                | -1        |
| ss                 |           |
| <b>Team 4Score</b> | <b>28</b> |

Game Notes

|      |    |   |     |          |        |     |    |    |        |        |
|------|----|---|-----|----------|--------|-----|----|----|--------|--------|
| 8    | 4  | 8 | 2   | 0        | 4Base  | 2   | 12 | 8  | 6      | 28     |
| Hits | BB | K | RBI | ProdOuts | Totals | CFR | PA | BR | Pushed | 4Score |



STL-033 - 05-02-26 - LAD 2 @ STL 3

W: McGreevy - L: Sasaki - S: O'Brien - STL rec 20-13 - Top Player: Walker in STL win

| Team | 1 | 2 | 3 | 4 | 5 | 6 | 7 | 8 | 9 |
|------|---|---|---|---|---|---|---|---|---|
| LAD  | 0 | 0 | 0 | 0 | 0 | 0 | 0 | 0 | 2 |
| STL  | 0 | 0 | 3 | 0 | 0 | 0 | 0 | 0 | 0 |

|     | Runs | Hits | Errors |
|-----|------|------|--------|
| LAD | 2    | 8    | 0      |
| STL | 3    | 6    | 0      |

**4Base Scorecard for STL**

| Inning | Pitcher    | Batter # - Player Name | OnBs Status | BIP Type - Primary Play | Secondary Play | Credit for Run | PA Bases | BR Bases | Bases Pushed | 4Base Score |
|--------|------------|------------------------|-------------|-------------------------|----------------|----------------|----------|----------|--------------|-------------|
| 01     | Sasaki, R. | 1 Wetherholt           | ◇◇          | F                       | 8              |                |          |          |              | 0           |
|        |            | 2 Herrera              | ◇◇          | G                       | 4-3            |                |          |          |              | 0           |
|        |            | 3 Burleson             | ⚡           |                         | walk           |                | 1        | 1        |              | 2           |
|        |            | 4 Walker               | ⚡           | G                       | 8.s            |                | 1        |          | 1            | 2           |
|        |            | 5 Gorman               | ◇◇          |                         | k              |                |          |          |              | 0           |
| 02     | Sasaki, R. | 6 Winn                 | ◇◇          | G                       | 5-3            |                |          |          |              | 0           |
|        |            | 7 Church               | ◇◇          | P                       | 5              |                |          |          |              | 0           |
|        |            | 8 Urias                | ⚡           |                         | hbp            |                | 1        | 1        |              | 2           |
|        |            | 9 Scott II             | ⚡           |                         | walk           |                | 1        |          | 1            | 2           |
|        |            | 1 Wetherholt           | ◇◇          |                         | k              |                |          |          |              | 0           |
| 03     | Sasaki, R. | 2 Herrera              | ⚡           | G                       | 7.d            |                |          | 2        | 2            | 4           |
|        |            | 3 Burleson             | ⚡           | G                       | 9.d            | LF             | 1        | 2        | 2            | 7           |
|        |            | 4 Walker               | ⚡           | F                       | .HR            |                | 2        |          | 6            | 12          |
|        |            | 5 Gorman               | ◇◇          |                         | k              |                |          |          |              | 0           |
|        |            | 6 Winn                 | ◇◇          | G                       | 6-3            |                |          |          |              | 0           |
|        |            | 7 Church               | ⚡           | L                       | 7.d            |                |          | 2        |              | 2           |
|        |            | 8 Urias                | ◇◇          | P                       | 3              |                |          |          |              | 0           |
|        |            | 9 Scott II             | ◇◇          | F                       | 8              |                |          |          |              | 0           |
| 04     | Sasaki, R. | 1 Wetherholt           | ◇◇          | F                       | 8              |                |          |          |              | 0           |
|        |            | 2 Herrera              | ◇◇          |                         | k              |                |          |          |              | 0           |
|        |            | 3 Burleson             | ◇◇          | F                       | 8              |                |          |          |              | 0           |
| 05     | Sasaki, R. | 4 Walker               | ◇◇          | F                       | 9              |                |          |          |              | 0           |
|        |            | 5 Gorman               | ◇◇          | F                       | 7              |                |          |          |              | 0           |
|        |            | 6 Winn                 | ◇◇          | G                       | 6-3            |                |          |          |              | 0           |
| 06     | Sasaki, R. | 7 Church               | ◇◇          | G                       | 4-3            |                |          |          |              | 0           |
|        |            | 8 Urias                | ◇◇          | P                       | 2              |                |          |          |              | 0           |
|        |            | 9 Scott II             | ◇◇          | F                       | 9              |                |          |          |              | 0           |
| 07     | Vesia, A.  | 1 Wetherholt           | ◇◇          | L                       | 8              |                |          |          |              | 0           |
|        |            | 2 Herrera              | ⚡           |                         | walk           |                | 1        |          |              | 1           |
|        |            | 3 Burleson             | ◇◇          |                         | k              |                |          |          |              | 0           |
|        |            | 4 Walker               | ◇◇          | L                       | 8              |                |          |          |              | 0           |
| 08     | Eder, J.   | 5 Gorman               | ◇◇          | F                       | 7              |                |          |          |              | 0           |
|        |            | 6 Winn                 | ⚡           | L                       | 7.d            |                | 2        |          |              | 2           |
|        |            | 7 Church               | ◇◇          | G                       | 4-3            |                |          |          |              | 0           |

| 4Score Summary     | STL       |
|--------------------|-----------|
| Bat#-Player        | 4Score    |
| 4 Walker rf        | 14        |
| 3 Burleson 1b      | 9         |
| 2 Herrera c        | 5         |
| 6 Winn ss          | 2         |
| 8 Urias 3b         | 2         |
| 9 Scott II cf      | 2         |
| 7 Church lf        | 2         |
| 1 Wetherholt 2b    | 0         |
| 5 Gorman dh        | 0         |
| <b>Team 4Score</b> | <b>36</b> |

|            |  |      |    |   |     |          |              |     |    |    |        |        |
|------------|--|------|----|---|-----|----------|--------------|-----|----|----|--------|--------|
| Game Notes |  | 6    | 3  | 5 | 3   | 0        | 4Base Totals | 3   | 17 | 6  | 10     | 36     |
|            |  | Hits | BB | K | RBI | ProdOuts |              | CFR | PA | BR | Pushed | 4Score |



| Team | 1 | 2 | 3 | 4 | 5 | 6 | 7 | 8 | 9 |
|------|---|---|---|---|---|---|---|---|---|
| LAD  | 0 | 2 | 0 | 0 | 1 | 0 | 0 | 0 | 1 |
| STL  | 0 | 0 | 0 | 0 | 0 | 0 | 0 | 1 | 0 |

|     | Runs | Hits | Errors |
|-----|------|------|--------|
| LAD | 4    | 10   | 1      |
| STL | 1    | 7    | 1      |

**4Base Scorecard for LAD**

| Inning     | Pitcher     | Batter # - Player Name | OnBs Status | BIP Type - Primary Play | Secondary Play | Credit for Run | PA Bases | BR Bases | Bases Pushed | 4Base Score |   |
|------------|-------------|------------------------|-------------|-------------------------|----------------|----------------|----------|----------|--------------|-------------|---|
| 01         | May, D.     | 1 Ohtani               | ◇◇          | G                       | 5-3            |                |          |          |              | 0           |   |
|            |             | 2 Freeman              | ◇◇          |                         | k              |                |          |          |              | 0           |   |
|            |             | 3 Hernandez, T.        | ◇◇          |                         | k              |                |          |          |              | 0           |   |
| 02         | May, D.     | 4 Tucker               | ◇R          | L                       | 9.d            |                | 2        | 2        |              | 4           |   |
|            |             | 5 Muncy                | ◇R          |                         | walk           |                | 1        | 3        |              | 4           |   |
|            |             | 6 Rushing              | ◇◇          |                         | k              |                |          |          |              | 0           |   |
|            |             | 7 Pages, A.            | ◇3          | L                       | 7.d            |                | 1        | 2        | 1            | 4           | 8 |
|            |             | 8 Kim                  | ◇◇          | G                       | 9.d            | dp-d           | 1        | 1        |              | 2           | 4 |
| 9 Freeland | ◇◇          | G                      | 1-6-3-dp    |                         |                |                |          | -1       | -1           |             |   |
| 03         | May, D.     | 1 Ohtani               | ◇◇          |                         | walk           |                |          | 1        |              | 1           |   |
|            |             | 2 Freeman              | ◇◇          | G                       | 6-3-dp         |                |          |          | -1           | -1          |   |
|            |             | 3 Hernandez, T.        | ◇1          | L                       | 9.s            |                |          | 1        |              | 1           |   |
|            |             | 4 Tucker               | ◇◇          | G                       | 4-3            |                |          |          |              | 0           |   |
| 04         | May, D.     | 5 Muncy                | ◇◇          | F                       | 7              |                |          |          |              | 0           |   |
|            |             | 6 Rushing              | ◇◇          | L                       | 8.s            | dp-d           |          | 1        |              | 1           |   |
|            |             | 7 Pages, A.            | ◇◇          | G                       | 4-3-dp         |                |          |          | -1           | -1          |   |
| 05         | May, D.     | 8 Kim                  | ◇R          | G                       | 6.s            |                | 1        | 3        |              | 4           |   |
|            |             | 9 Freeland             | ◇◇          | F                       | 9              |                |          |          |              | 0           |   |
|            |             | 1 Ohtani               | ◇◇          | G                       | 4-3            | prod out       |          |          | 1            | 1           |   |
|            |             | 2 Freeman              | ◇1          | L                       | 8.s            |                | 1        | 1        | 2            | 4           |   |
|            |             | 3 Hernandez, T.        | ◇◇          | F                       | 9              |                |          |          |              | 0           |   |
| 06         | May, D.     | 4 Tucker               | ◇◇          | F                       | 8              |                |          |          |              | 0           |   |
|            |             | 5 Muncy                | ◇◇          | L                       | 4              |                |          |          |              | 0           |   |
|            |             | 6 Rushing              | ◇1          |                         | hbp            |                |          | 1        |              | 1           |   |
|            |             | 7 Pages, A.            | ◇◇          | L                       | 8              |                |          |          |              | 0           |   |
| 07         | Bruhl, J.   | 8 Rojas                | ◇3          |                         | walk           |                | 1        | 1        |              | 2           |   |
|            |             | 9 Freeland             | ◇◇          |                         | k              |                |          |          |              | 0           |   |
|            |             | 1 Ohtani               | ◇1          |                         | hbp            |                |          | 1        | 1            | 2           |   |
|            |             | 2 Freeman              | ◇◇          |                         | k              |                |          |          |              | 0           |   |
|            |             | 3 Hernandez, T.        | ◇◇          | G                       | 4-3            |                |          |          |              | 0           |   |
| 08         | Shuster, J. | 4 Tucker               | ◇◇          | F                       | 9              |                |          |          |              | 0           |   |
|            |             | 5 Muncy                | ◇◇          | G                       | 6.s            | dp-d           |          | 1        |              | 1           |   |
|            |             | 6 Rushing              | ◇◇          | G                       | 3-6-3-dp       |                |          |          | -1           | -1          |   |
| 09         | Shuster, J. | 7 Pages, A.            | ◇R          | G                       | 6-err          | sb-2nd         | 1        | 3        |              | 4           |   |
|            |             | 8 Rojas                | ◇◇          | G                       | 6-3            | prod out       |          |          | 1            | 1           |   |
|            |             | 9 Call                 | ◇3          | G                       | 7.s            |                | 1        | 2        | 1            | 5           |   |
|            |             | 1 Ohtani               | ◇◇          | F                       | 8              |                |          |          |              | 0           |   |
|            |             | 2 Freeman              | ◇3          | F                       | 7.d            |                |          | 2        | 2            | 4           |   |
|            |             | 3 Hernandez, T.        | ◇1          |                         | walk           |                |          | 1        |              | 1           |   |
|            |             | 4 Tucker               | ◇◇          | L                       | 8              |                |          |          |              | 0           |   |

| 4Score Summary     |       | LAD       |
|--------------------|-------|-----------|
| Bat#-Player        |       | 4Score    |
| 7 Pages, A.        | cf    | 11        |
| 8 Kim              | ss    | 8         |
| 2 Freeman          | 1b    | 7         |
| 5 Muncy            | 3b    | 5         |
| 9 Call             | ph    | 5         |
| 4 Tucker           | rf    | 4         |
| 1 Ohtani           | dh    | 4         |
| 8 Rojas            | ph-ss | 3         |
| 3 Hernandez, T.    | lf    | 2         |
| 6 Rushing          | c     | 1         |
| 9 Freeland         | 2b    | -1        |
| <b>Team 4Score</b> |       | <b>49</b> |

Game Notes

|      |    |   |     |          |        |     |    |    |        |        |
|------|----|---|-----|----------|--------|-----|----|----|--------|--------|
| 10   | 4  | 5 | 4   | 2        | 4Base  | 4   | 20 | 15 | 10     | 49     |
| Hits | BB | K | RBI | ProdOuts | Totals | CFR | PA | BR | Pushed | 4Score |



| Team | 1 | 2 | 3 | 4 | 5 | 6 | 7 | 8 | 9 |
|------|---|---|---|---|---|---|---|---|---|
| LAD  | 0 | 2 | 0 | 0 | 1 | 0 | 0 | 0 | 1 |
| STL  | 0 | 0 | 0 | 0 | 0 | 0 | 0 | 1 | 0 |

| Runs | Hits | Errors |   |
|------|------|--------|---|
| LAD  | 4    | 10     | 1 |
| STL  | 1    | 7      | 1 |

### 4Base Scorecard for STL

| Inning | Pitcher       | Batter # - Player Name | OnBs Status | BIP Type | Primary Play | Secondary Play | Credit for Run | PA Bases | BR Bases | Bases Pushed | 4Base Score |
|--------|---------------|------------------------|-------------|----------|--------------|----------------|----------------|----------|----------|--------------|-------------|
| 01     | Wrobleski, J. | 1 Wetherholt           | ◇◇          | L        | 7.s          | dp-d           |                | 1        |          |              | 1           |
|        |               | 2 Herrera              | ◇◇          | G        | 5-4-3-dp     |                |                |          |          | -1           | -1          |
|        |               | 3 Walker               | ◇◇          | F        | 8            |                |                |          |          |              | 0           |
| 02     | Wrobleski, J. | 4 Burleson             | ◇◇          | G        | 3u           |                |                |          |          |              | 0           |
|        |               | 5 Winn                 | ◇◇          | G        | 9.s          | fo-d           |                | 1        |          |              | 1           |
|        |               | 6 Fermin               | ◇3          | G        | 6-4-fo       |                |                | 1        | 2        | -1           | 2           |
|        |               | 7 Church               | ◇◇          | G        | 9.s          | cs-2-4         |                | 1        | -1       | 2            | 2           |
| 03     | Wrobleski, J. | 8 Pages                | ◇◇          | L        | 9            |                |                |          |          |              | 0           |
|        |               | 9 Urias                | ◇◇          | F        | 8            |                |                |          |          |              | 0           |
|        |               | 1 Wetherholt           | ◇1          | G        | 1-err        |                |                |          | 1        | 1            | 2           |
|        |               | 2 Herrera              | ◇1          |          | walk         |                |                |          | 1        |              | 1           |
| 04     | Wrobleski, J. | 3 Walker               | ◇◇          | G        | 6-3          |                |                |          |          |              | 0           |
|        |               | 4 Burleson             | ◇◇          | L        | 4            |                |                |          |          |              | 0           |
|        |               | 5 Winn                 | ◇◇          | L        | 8            |                |                |          |          |              | 0           |
|        |               | 6 Fermin               | ◇3          | L        | 7.s          |                |                |          | 1        | 2            | 3           |
|        |               | 7 Church               | ◇1          | G        | 9.s          |                |                |          | 1        |              | 2           |
| 05     | Wrobleski, J. | 8 Pages                | ◇◇          | L        | 7            |                |                |          |          |              | 0           |
|        |               | 9 Urias                | ◇◇          | F        | 8            |                |                |          |          |              | 0           |
|        |               | 1 Wetherholt           | ◇◇          | F        | 8            |                |                |          |          |              | 0           |
| 06     | Wrobleski, J. | 2 Herrera              | ◇◇          | G        | 6-3          |                |                |          |          |              | 0           |
|        |               | 3 Walker               | ◇◇          | P        | 3            |                |                |          |          |              | 0           |
|        |               | 4 Burleson             | ◇◇          | G        | 1-3          |                |                |          |          |              | 0           |
|        |               | 5 Winn                 | ◇1          | L        | 7.s          |                |                |          | 1        |              | 1           |
| 07     | Wrobleski, J. | 6 Fermin               | ◇◇          | P        | 5            |                |                |          |          |              | 0           |
|        |               | 7 Church               | ◇◇          | L        | 6            |                |                |          |          |              | 0           |
|        |               | 8 Pages                | ◇◇          | G        | 4-3          |                |                |          |          |              | 0           |
|        |               | 9 Gorman               | ◇◇          | P        | 6            |                |                |          |          |              | 0           |
| 08     | Klein, W.     | 1 Wetherholt           | ◇◇          | L        | 4            |                |                |          |          |              | 0           |
|        |               | 2 Herrera              | ◇◇          | G        | 5-3          |                |                |          |          |              | 0           |
|        |               | 3 Walker               | ◇R          |          | walk         |                |                |          | 1        | 3            | 4           |
|        |               | 4 Burleson             | ◇1          | L        | 8.s          |                |                | 1        | 1        |              | 3           |
|        | Treinen, B.   | ◇◇                     | G           | 4u       |              |                |                |          |          |              | 0           |
| 09     | Scott, T.     | 6 Fermin               | ◇◇          |          | k            |                |                |          |          |              | 0           |
|        |               | 7 Church               | ◇◇          | L        | 9            |                |                |          |          |              | 0           |
|        |               | 8 Pages                | ◇◇          |          | k            |                |                |          |          |              | 0           |

| 4Score Summary     |           |
|--------------------|-----------|
| Bat#-Player        | 4Score    |
| 6 Fermin lf        | 5         |
| 7 Church cf        | 5         |
| 4 Burleson 1b      | 5         |
| 3 Walker rf        | 4         |
| 1 Wetherholt 2b    | 3         |
| 5 Winn ss          | 2         |
| 2 Herrera dh       | 1         |
| 9 Urias 3b         | 0         |
| 8 Pages c          | 0         |
| 9 Gorman ph-3b     | 0         |
| <b>Team 4Score</b> | <b>25</b> |

|            |  |      |    |   |     |          |              |    |    |        |        |    |
|------------|--|------|----|---|-----|----------|--------------|----|----|--------|--------|----|
| Game Notes |  | 7    | 2  | 2 | 1   | 0        | 4Base Totals | 1  | 11 | 7      | 6      | 25 |
|            |  | Hits | BB | K | RBI | ProdOuts | CFR          | PA | BR | Pushed | 4Score |    |

| Batting Order-Player |               | Pos.  | AB | Run | Hits | RBI | BB | SO | Key 4Base Scoring Stats |          |              |                |               | Plate App | Prod | Outs |
|----------------------|---------------|-------|----|-----|------|-----|----|----|-------------------------|----------|--------------|----------------|---------------|-----------|------|------|
|                      |               |       |    |     |      |     |    |    | PA Bases                | BR Bases | Bases Pushed | Credit for Run | Player 4Score |           |      |      |
| 1                    | Ohtani        | dh    | 3  | 0   | 0    | 0   | 1  | 0  | 2                       |          | 2            |                | 4             | 0.80      | 5    | 1    |
| 2                    | Freeman       | 1b    | 5  | 0   | 2    | 1   | 0  | 2  | 3                       |          | 3            | 1              | 7             | 1.40      | 5    | 0    |
| 3                    | Hernandez, T. | lf    | 4  | 0   | 1    | 0   | 1  | 1  | 2                       |          |              |                | 2             | 0.40      | 5    | 0    |
| 4                    | Tucker        | rf    | 5  | 1   | 1    | 0   | 0  | 0  | 2                       | 2        |              |                | 4             | 0.80      | 5    | 0    |
| 5                    | Muncy         | 3b    | 3  | 1   | 1    | 0   | 1  | 0  | 2                       | 3        |              |                | 5             | 1.25      | 4    | 0    |
| 6                    | Rushing       | c     | 3  | 0   | 1    | 0   | 0  | 1  | 2                       |          | -1           |                | 1             | 0.25      | 4    | 0    |
| 7                    | Pages, A.     | cf    | 4  | 1   | 1    | 1   | 0  | 0  | 3                       | 4        | 3            | 1              | 11            | 2.75      | 4    | 0    |
| 8                    | Kim           | ss    | 2  | 1   | 2    | 1   | 0  | 0  | 2                       | 3        | 2            | 1              | 8             | 4.00      | 2    | 0    |
|                      | Rojas         | ph-ss | 1  | 0   | 0    | 0   | 1  | 0  | 1                       | 1        | 1            |                | 3             | 1.50      | 2    | 1    |
| 9                    | Freeland      | 2b    | 3  | 0   | 0    | 0   | 0  | 1  |                         |          | -1           |                | -1            | -0.33     | 3    | 0    |
|                      | Call          | ph    | 1  | 0   | 1    | 1   | 0  | 0  | 1                       | 2        | 1            | 1              | 5             | 5.00      | 1    | 0    |
|                      |               |       | 34 | 4   | 10   | 4   | 4  | 5  | 20                      | 15       | 10           | 4              | 49            | 1.23      | 40   | 2    |

| Box Score for        |            | STL   | STL-034 - 05-03-26 - LAD 4 @ STL 1 |     |      |     |    | W: Wrobleski - L: May - S: Scott - STL rec 20-14 - Top Player: Pages, A. in LAD win |                         |          |              |                |               |           |           |        |   |
|----------------------|------------|-------|------------------------------------|-----|------|-----|----|---|-------------------------|----------|--------------|----------------|---------------|-----------|-----------|--------|---|
| Batting Order-Player |            | Pos.  | AB                                 | Run | Hits | RBI | BB | SO  | Key 4Base Scoring Stats |          |              |                |               | Plate App | Prod Outs |        |   |
|                      |            |       |                                    |     |      |     |    |   | PA Bases                | BR Bases | Bases Pushed | Credit for Run | Player 4Score |           |           | 4BRate |   |
| 1                    | Wetherholt | 2b    | 4                                  | 0   | 1    | 0   | 0  | 0   | 2                       | 1        |              |                |               | 3         | 0.75      | 4      | 0 |
| 2                    | Herrera    | dh    | 3                                  | 0   | 0    | 0   | 1  | 0   | 1                       |          | 0            |                |               | 1         | 0.25      | 4      | 0 |
| 3                    | Walker     | rf    | 3                                  | 1   | 0    | 0   | 1  | 0   | 1                       | 3        |              |                |               | 4         | 1.00      | 4      | 0 |
| 4                    | Burleson   | 1b    | 4                                  | 0   | 1    | 1   | 0  | 0   | 1                       |          | 3            | 1              |               | 5         | 1.25      | 4      | 0 |
| 5                    | Winn       | ss    | 4                                  | 0   | 2    | 0   | 0  | 0   | 2                       |          |              |                |               | 2         | 0.50      | 4      | 0 |
| 6                    | Fermin     | lf    | 4                                  | 0   | 1    | 0   | 0  | 1   | 2                       | 4        | -1           |                |               | 5         | 1.25      | 4      | 0 |
| 7                    | Church     | cf    | 4                                  | 0   | 2    | 0   | 0  | 0   | 2                       | -1       | 4            |                |               | 5         | 1.25      | 4      | 0 |
| 8                    | Pages      | c     | 4                                  | 0   | 0    | 0   | 0  | 1   |                         |          |              |                |               | 0         | 0.00      | 4      | 0 |
| 9                    | Urias      | 3b    | 2                                  | 0   | 0    | 0   | 0  | 0   |                         |          |              |                |               | 0         | 0.00      | 2      | 0 |
|                      | Gorman     | ph-3b | 1                                  | 0   | 0    | 0   | 0  | 0   |                         |          |              |                |               | 0         | 0.00      | 1      | 0 |
|                      |            |       | 33                                 | 1   | 7    | 1   | 2  | 2   | 11                      | 7        | 6            | 1              |               | 25        | 0.71      | 35     | 0 |



Game Top Player: Turang (MIL) - 4Score = 17 in loss

Team Top Player: MIL 2nd: Chourio - 4Score = 13

### 4Base Scorecard

|     |   |   |   |   |   |   |   |   |   |    |    |    |    |    |    |      |      |        |
|-----|---|---|---|---|---|---|---|---|---|----|----|----|----|----|----|------|------|--------|
|     | 1 | 2 | 3 | 4 | 5 | 6 | 7 | 8 | 9 | 10 | 11 | 12 | 13 | 14 | 15 | Runs | Hits | Errors |
| MIL |   |   |   |   |   | 1 |   |   | 2 |    |    |    |    |    |    | 3    | 11   | 1      |
| STL |   | 1 |   | 3 |   |   | 1 | 1 |   |    |    |    |    |    |    | 6    | 11   |        |

Date: 05-04-26 Team: A - MIL Game Info: STL-035 - 05-04-26 - MIL 3 @ STL 6 Total Team 4Base Score 52

| Batter #                                       | 1         | 2       | 3        | 4             | 5      | 6      | 7       | 8       | 9        |
|--|-----------|---------|----------|---------------|--------|--------|---------|---------|----------|
| Pitcher  | Leahy, K. |         |          |               |        |        |         |         |          |
| Player   | Mitchell  | Chourio | Turang   | Contreras, Wm | Bauers | Vaughn | Frelick | Rengifo | Hamilton |
| Primary Play                                   | k         | f 8.d   | g 4-3    | l 6           | k      | p 6    | walk    | g 1-3   | f 8      |
| PA / BR Bases<br>Bases Pushed / Credit for Run |           |         |          |               |        |        |         |         |          |
| Player 4Score                                  |           | 3       | 1        |               |        |        | 1       |         |          |
| Addl Info                                      |           |         | prod out |               |        |        |         |         |          |

5

|  |          |         |        |               |        |        |          |         |          |
|--|----------|---------|--------|---------------|--------|--------|----------|---------|----------|
| Pitcher  |          |         |        |               |        |        |          |         |          |
| Player   | Mitchell | Chourio | Turang | Contreras, Wm | Bauers | Vaughn | Frelick  | Rengifo | Hamilton |
| Primary Play                                   | g 4-3    | l 8.s   | k      | g 4-3         | f 9.d  | hbp    | g 3u     | g 4-3   | k        |
| PA / BR Bases<br>Bases Pushed / Credit for Run |          |         |        |               |        |        |          |         |          |
| Player 4Score                                  |          | 1       |        |               | 3      | 2      | 2        |         |          |
| Addl Info                                      |          |         |        |               |        |        | prod out |         |          |

8

|  |          |         |        |               |        |        |         |             |          |
|--|----------|---------|--------|---------------|--------|--------|---------|-------------|----------|
| Pitcher  |          |         |        |               |        |        |         | Soriano, G. |          |
| Player   | Mitchell | Chourio | Turang | Contreras, Wm | Bauers | Vaughn | Frelick | Rengifo     | Hamilton |
| Primary Play                                   | l 7      | l 8.s   | g 7.s  | g 4-3         | walk   | k      | l 8.s   | g 7.s       | k        |
| PA / BR Bases<br>Bases Pushed / Credit for Run |          |         |        |               |        |        |         |             |          |
| Player 4Score                                  |          | 2       | 2      |               | 4      |        | 4       | 4           |          |
| Addl Info                                      |          |         |        |               |        |        |         |             |          |

16

|  |          |         |            |               |               |        |         |         |          |
|--|----------|---------|------------|---------------|---------------|--------|---------|---------|----------|
| Pitcher  |          |         | Romero, J. |               |               |        |         |         |          |
| Player   | Mitchell | Chourio | Turang     | Contreras, Wm | Sanchez-Black | Vaughn | Frelick | Rengifo | Hamilton |
| Primary Play                                   | f 7      | walk    | l 7.s      | g 6-3-dp      | walk          | g 6-3  | g 3u    | k       | f 7      |
| PA / BR Bases<br>Bases Pushed / Credit for Run |          |         |            |               |               |        |         |         |          |
| Player 4Score                                  |          | 3       | 2          | -1            | 1             |        |         |         |          |
| Addl Info                                      |          |         | dp-d       |               |               |        |         |         |          |

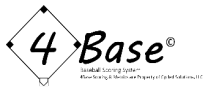
5

|  |              |         |        |               |            |        |  |  |  |
|--|--------------|---------|--------|---------------|------------|--------|--|--|--|
| Pitcher  | Graceffo, G. |         |        | O'Brien, R.   |            |        |  |  |  |
| Player   | Mitchell     | Chourio | Turang | Contreras, Wm | Black      | Vaughn |  |  |  |
| Primary Play                                   | g 4-3        | l 8.d   | f .HR  | l 8.s         | g 3-6-fo   | f 9    |  |  |  |
| PA / BR Bases<br>Bases Pushed / Credit for Run |              |         |        |               |            |        |  |  |  |
| Player 4Score                                  |              | 4       | 12     | 1             | 1          |        |  |  |  |
| Addl Info                                      |              |         | CF     | fo-d          | 2nd-DefInd |        |  |  |  |

18

|                  |             |            |           |                  |  |           |            |            |             |
|------------------|-------------|------------|-----------|------------------|--|-----------|------------|------------|-------------|
| Total 4Score     |             | 13         | 17        |                  | 9  | 2         | 7          | 4          |             |
| Player(s) Detail | Mitchell cf | Chourio lf | Turang 2b | Contreras, Wm. c | Bauers 1b<br>Black pr-1b<br>Sanchez-Black ph-pr-1b | Vaughn dh | Frelick rf | Rengifo 3b | Hamilton ss |

52



Game Top Player: Turang (MIL) - 4Score = 17 in loss

Team Top Player: STL Top: Wetherholt/Herrera = 13

### 4Base Scorecard

|     |   |   |   |   |   |   |   |   |   |    |    |    |    |    |    |      |      |        |
|-----|---|---|---|---|---|---|---|---|---|----|----|----|----|----|----|------|------|--------|
|     | 1 | 2 | 3 | 4 | 5 | 6 | 7 | 8 | 9 | 10 | 11 | 12 | 13 | 14 | 15 | Runs | Hits | Errors |
| MIL |   |   |   |   |   | 1 |   |   | 2 |    |    |    |    |    |    | 3    | 11   | 1      |
| STL |   | 1 |   | 3 |   |   | 1 | 1 |   |    |    |    |    |    |    | 6    | 11   |        |

Date: 05-04-26 Team: H - STL Game Info: STL-035 - 05-04-26 - MIL 3 @ STL 6 Total Team 4Base Score 66

| Batter #                                       | 1           | 2       | 3        | 4      | 5      | 6     | 7      | 8     | 9        |
|--|-------------|---------|----------|--------|--------|-------|--------|-------|----------|
| Pitcher  | Patrick, C. |         |          |        |        | 1 s t |        |       |          |
| Player   | Wetherholt  | Herrera | Burleson | Walker | Gorman | Winn  | Church | Pages | Scott II |
| Primary Play                                   | g 3-1       | l 8.s   | k        | l 7.s  | p 4    | walk  | f 8    | k     | g 8.s    |
| PA / BR Bases<br>Bases Pushed / Credit for Run |             |         |          |        |        |       |        |       |          |
| Player 4Score                                  |             | 2       |          | 2      |        | 4     |        |       | 5        |
| Add Info                                       |             |         |          |        |        |       |        |       |          |

13

|  |            |         |          |        |        |       |        |       |               |
|--|------------|---------|----------|--------|--------|-------|--------|-------|---------------|
| Pitcher  |            | 2 n d   |          |        |        | 3 r d |        |       |               |
| Player   | Wetherholt | Herrera | Burleson | Walker | Gorman | Winn  | Church | Pages | Scott II      |
| Primary Play                                   | l 8.s      | p 5     | k        | k      | l 8.d  | f 9   | l 9.d  | walk  | g 5-4-SacBunt |
| PA / BR Bases<br>Bases Pushed / Credit for Run |            |         |          |        |        |       |        |       |               |
| Player 4Score                                  | 5          |         |          |        | 2      |       | 4      | 4     | 2             |
| Add Info                                       |            |         |          |        |        |       |        |       |               |

17

|  |            |         |          |        |        |         |          |       |            |
|--|------------|---------|----------|--------|--------|---------|----------|-------|------------|
| Pitcher  |            |         | Hall, D. | 4 t h  |        |         |          | 5 t h | Drohan, S. |
| Player   | Wetherholt | Herrera | Burleson | Walker | Gorman | Winn    | Church   | Pages | Scott II   |
| Primary Play                                   | walk       | l 8.d   | k        | k      | p 2    | g 4-err | g 6-3    | p 4   | f 8        |
| PA / BR Bases<br>Bases Pushed / Credit for Run |            |         |          |        |        |         |          |       |            |
| Player 4Score                                  | 4          | 11      |          |        |        | 2       | 1        |       |            |
| Add Info                                       |            |         |          |        |        |         | prod out |       |            |

18

|  |            |         |          |        |                |              |        |              |          |
|--|------------|---------|----------|--------|----------------|--------------|--------|--------------|----------|
| Pitcher  |            | 6 t h   |          |        |                | Anderson, G. | 7 t h  | Woodford, J. |          |
| Player   | Wetherholt | Herrera | Burleson | Walker | Gorman         | Winn         | Church | Pages        | Scott II |
| Primary Play                                   | f 8        | k       | g 4-3    | walk   | g 9.s          | g 9.s        | p 6    | k            | l 8.d    |
| PA / BR Bases<br>Bases Pushed / Credit for Run |            |         |          |        |                |              |        |              |          |
| Player 4Score                                  |            |         |          | 4      | 1              | 5            |        |              | 4        |
| Add Info                                       |            |         |          |        | Out-3rd-OT-9-6 |              |        |              |          |

14

|  |            |         |          |  |  |  |  |  |  |
|--|------------|---------|----------|--|--|--|--|--|--|
| Pitcher  |            |         | 8 t h    |  |  |  |  |  |  |
| Player   | Wetherholt | Herrera | Burleson |  |  |  |  |  |  |
| Primary Play                                   | l 8.s      | k       | g 3u     |  |  |  |  |  |  |
| PA / BR Bases<br>Bases Pushed / Credit for Run |            |         |          |  |  |  |  |  |  |
| Player 4Score                                  | 4          |         |          |  |  |  |  |  |  |
| Add Info                                       |            |         |          |  |  |  |  |  |  |

4

|                  |               |            |             |           |           |         |           |         |             |
|------------------|---------------|------------|-------------|-----------|-----------|---------|-----------|---------|-------------|
| Total 4Score     | 13            | 13         |             | 6         | 3         | 11      | 5         | 4       | 11          |
| Player(s) Detail | Wetherholt 2b | Herrera dh | Burleson 1b | Walker rf | Gorman 3b | Winn ss | Church lf | Pages c | Scott II cf |

66

| Box Score for        |                | MIL      | STL-035 - 05-04-26 - MIL 3 @ STL 6 |      |     |    |    | W: Leahy - L: Patrick - S: O'Brien - STL rec 21-14 - Top Player: Turang in MIL loss |          |              |                |               |        |           |           |   |
|----------------------|----------------|----------|------------------------------------|------|-----|----|----|---|----------|--------------|----------------|---------------|--------|-----------|-----------|---|
|                      |                |          |                                    |      |     |    |    | Key 4Base Scoring Stats   |          |              |                |               |        |           |           |   |
| Batting Order-Player | Pos.           | AB       | Run                                | Hits | RBI | BB | SO | PA Bases  | BR Bases | Bases Pushed | Credit for Run | Player 4Score | 4BRate | Plate App | Prod Outs |   |
| 1                    | Mitchell       | cf       | 5                                  | 0    | 0   | 0  | 1  |   |          |              |                | 0             | 0.00   | 5         | 0         |   |
| 2                    | Chourio        | lf       | 4                                  | 1    | 4   | 0  | 1  | 7   | 6        |              |                | 13            | 2.60   | 5         | 0         |   |
| 3                    | Turang         | 2b       | 5                                  | 1    | 3   | 2  | 1  | 6   |          | 9            | 2              | 17            | 3.40   | 5         | 1         |   |
| 4                    | Contreras, Wm. | c        | 5                                  | 0    | 1   | 0  | 0  | 1   |          | -1           |                | 0             | 0.00   | 5         | 0         |   |
| 5                    | Bauers         | 1b       | 2                                  | 1    | 1   | 0  | 1  | 3   | 4        |              |                | 7             | 2.33   | 3         | 0         |   |
|                      | Sanchez-Black  | ph+pr-1b | 0                                  | 0    | 0   | 0  | 1  | 1   |          |              |                | 1             | 1.00   | 1         | 0         |   |
|                      | Black          | pr-1b    | 1                                  | 0    | 0   | 0  | 0  | 1   | 1        | -1           |                | 1             | 1.00   | 1         | 0         |   |
| 6                    | Vaughn         | dh       | 4                                  | 0    | 0   | 0  | 1  | 1   | 1        |              |                | 2             | 0.40   | 5         | 0         |   |
| 7                    | Frelick        | rf       | 3                                  | 0    | 1   | 0  | 1  | 2   | 1        | 4            |                | 7             | 1.75   | 4         | 1         |   |
| 8                    | Rengifo        | 3b       | 4                                  | 0    | 1   | 1  | 0  | 1   |          | 2            | 1              | 4             | 1.00   | 4         | 0         |   |
| 9                    | Hamilton       | ss       | 4                                  | 0    | 0   | 0  | 0  | 2   |          |              |                | 0             | 0.00   | 4         | 0         |   |
|                      |                |          | 37                                 | 3    | 11  | 3  | 4  | 7   | 23       | 13           | 13             | 3             | 52     | 1.24      | 42        | 2 |

|                      |            |    |     |      |     |    |    | Key 4Base Scoring Stats |          |              |                |               |           |             |           |   |
|----------------------|------------|----|-----|------|-----|----|----|-------------------------|----------|--------------|----------------|---------------|-----------|-------------|-----------|---|
| Batting Order-Player | Pos.       | AB | Run | Hits | RBI | BB | SO | PA Bases                | BR Bases | Bases Pushed | Credit for Run | Player 4Score | 4BRate    | Plate App   | Prod Outs |   |
| 1                    | Wetherholt | 2b | 4   | 1    | 2   | 2  | 1  | 0                       | 3        | 3            | 5              | 2             | <b>13</b> | 2.60        | 5         | 0 |
| 2                    | Herrera    | dh | 5   | 0    | 2   | 3  | 0  | 2                       | 3        | 1            | 6              | 3             | <b>13</b> | 2.60        | 5         | 0 |
| 3                    | Burleson   | 1b | 5   | 0    | 0   | 0  | 0  | 3                       |          |              |                |               | <b>0</b>  | 0.00        | 5         | 0 |
| 4                    | Walker     | rf | 3   | 1    | 1   | 0  | 1  | 2                       | 2        | 3            | 1              |               | <b>6</b>  | 1.50        | 4         | 0 |
| 5                    | Gorman     | 3b | 4   | 0    | 2   | 0  | 0  | 0                       | 3        | -1           | 1              |               | <b>3</b>  | 0.75        | 4         | 0 |
| 6                    | Winn       | ss | 3   | 1    | 1   | 1  | 1  | 0                       | 3        | 4            | 3              | 1             | <b>11</b> | 2.75        | 4         | 0 |
| 7                    | Church     | lf | 4   | 1    | 1   | 0  | 0  | 0                       | 2        | 2            | 1              |               | <b>5</b>  | 1.25        | 4         | 1 |
| 8                    | Pages      | c  | 3   | 1    | 0   | 0  | 1  | 2                       | 1        | 3            |                |               | <b>4</b>  | 1.00        | 4         | 0 |
| 9                    | Scott II   | cf | 3   | 1    | 2   | 0  | 0  | 0                       | 3        | 4            | 4              |               | <b>11</b> | 2.75        | 4         | 0 |
|                      |            |    | 34  | 6    | 11  | 6  | 4  | 9                       | 20       | 19           | 21             | 6             | <b>66</b> | <b>1.69</b> | 39        | 1 |



| Team | 1 | 2 | 3 | 4 | 5 | 6 | 7 | 8 | 9 |
|------|---|---|---|---|---|---|---|---|---|
| MIL  | 0 | 0 | 0 | 0 | 0 | 1 | 0 | 0 | 2 |
| STL  | 0 | 1 | 0 | 3 | 0 | 0 | 1 | 1 |   |

| Runs | Hits | Errors |   |
|------|------|--------|---|
| MIL  | 3    | 11     | 1 |
| STL  | 6    | 11     | 0 |

### 4Base Scorecard for MIL

| Inning | Pitcher      | Batter # - Player Name | OnBs Status | BIP Type - Primary Play | Secondary Play | Credit for Run | PA Bases | BR Bases | Bases Pushed | 4Base Score |
|--------|--------------|------------------------|-------------|-------------------------|----------------|----------------|----------|----------|--------------|-------------|
| 01     | Leahy, K.    | 1 Mitchell             | ◇◇          | k                       |                |                |          |          |              | 0           |
|        |              | 2 Chourio              | 3           | F 8.d                   |                |                | 2        | 1        |              | 3           |
|        |              | 3 Turang               | ◇◇          | G 4-3                   | prod out       |                |          |          | 1            | 1           |
|        |              | 4 Contreras, Wm.       | ◇◇          | L 6                     |                |                |          |          |              | 0           |
| 02     | Leahy, K.    | 5 Bauers               | ◇◇          | k                       |                |                |          |          |              | 0           |
|        |              | 6 Vaughn               | ◇◇          | P 6                     |                |                |          |          |              | 0           |
|        |              | 7 Frelick              | 1           | walk                    |                |                | 1        |          |              | 1           |
|        |              | 8 Rengifo              | ◇◇          | G 1-3                   |                |                |          |          |              | 0           |
| 03     | Leahy, K.    | 9 Hamilton             | ◇◇          | F 8                     |                |                |          |          |              | 0           |
|        |              | 1 Mitchell             | ◇◇          | G 4-3                   |                |                |          |          |              | 0           |
|        |              | 2 Chourio              | 1           | L 8.s                   |                |                | 1        |          |              | 1           |
|        |              | 3 Turang               | ◇◇          | k                       |                |                |          |          |              | 0           |
| 04     | Leahy, K.    | 4 Contreras, Wm.       | ◇◇          | G 4-3                   |                |                |          |          |              | 0           |
|        |              | 5 Bauers               | 3           | F 9.d                   |                |                | 2        | 1        |              | 3           |
|        |              | 6 Vaughn               | 3           | hbp                     |                |                | 1        | 1        |              | 2           |
|        |              | 7 Frelick              | ◇◇          | G 3u                    | prod out       |                |          |          | 2            | 2           |
|        |              | 8 Rengifo              | ◇◇          | G 4-3                   |                |                |          |          |              | 0           |
| 05     | Leahy, K.    | 9 Hamilton             | ◇◇          | k                       |                |                |          |          |              | 0           |
|        |              | 1 Mitchell             | ◇◇          | L 7                     |                |                |          |          |              | 0           |
|        |              | 2 Chourio              | 3           | L 8.s                   |                |                | 1        | 1        |              | 2           |
|        |              | 3 Turang               | 1           | G 7.s                   |                |                | 1        |          | 1            | 2           |
|        |              | 4 Contreras, Wm.       | ◇◇          | G 4-3                   |                |                |          |          |              | 0           |
| 06     | Leahy, K.    | 5 Bauers               | R           | walk                    |                |                | 1        | 3        |              | 4           |
|        |              | 6 Vaughn               | ◇◇          | k                       |                |                |          |          |              | 0           |
|        |              | 7 Frelick              | 3           | L 8.s                   |                |                | 1        | 1        | 2            | 4           |
|        | Soriano, G.  | 8 Rengifo              | 1           | G 7.s                   |                | 1              | 1        |          | 2            | 4           |
|        |              | 9 Hamilton             | ◇◇          | k                       |                |                |          |          |              | 0           |
|        |              | 1 Mitchell             | ◇◇          | F 7                     |                |                |          |          |              | 0           |
| 07     | Soriano, G.  | 2 Chourio              | 3           | walk                    |                |                | 1        | 2        |              | 3           |
|        | Romero, J.   | 3 Turang               | ◇◇          | L 7.s                   | dp-d           |                | 1        |          | 1            | 2           |
|        |              | 4 Contreras, Wm.       | ◇◇          | G 6-3-dp                |                |                |          |          | -1           | -1          |
|        |              | 5 Sanchez-Black        | 1           | walk                    |                |                | 1        |          |              | 1           |
|        |              | 6 Vaughn               | ◇◇          | G 6-3                   |                |                |          |          |              | 0           |
| 08     | Stanek, R.   | 7 Frelick              | ◇◇          | G 3u                    |                |                |          |          |              | 0           |
|        |              | 8 Rengifo              | ◇◇          | k                       |                |                |          |          |              | 0           |
|        |              | 9 Hamilton             | ◇◇          | F 7                     |                |                |          |          |              | 0           |
| 09     | Graceffo, G. | 1 Mitchell             | ◇◇          | G 4-3                   |                |                |          |          |              | 0           |
|        |              | 2 Chourio              | R           | L 8.d                   |                |                | 2        | 2        |              | 4           |
|        |              | 3 Turang               | R           | F .HR                   | CF             | 2              | 4        |          | 6            | 12          |
|        | O'Brien, R.  | 4 Contreras, Wm.       | ◇◇          | L 8.s                   | fo-d           |                | 1        |          |              | 1           |
|        |              | 5 Black                | 3           | G 3-6-fo                | 2nd-DefInd     |                | 1        | 1        | -1           | 1           |
|        |              | 6 Vaughn               | ◇◇          | F 9                     |                |                |          |          |              | 0           |

| 4Score Summary     |           | MIL |
|--------------------|-----------|-----|
| Bat#-Player        | 4Score    |     |
| 3 Turang           | 17        |     |
| 2b                 |           |     |
| 2 Chourio          | 13        |     |
| lf                 |           |     |
| 7 Frelick          | 7         |     |
| rf                 |           |     |
| 5 Bauers           | 7         |     |
| 1b                 |           |     |
| 8 Rengifo          | 4         |     |
| 3b                 |           |     |
| 6 Vaughn           | 2         |     |
| dh                 |           |     |
| 5 Sanchez-Black    | 1         |     |
| ph+pr-1b           |           |     |
| Black              | 1         |     |
| pr-1b              |           |     |
| 1 Mitchell         | 0         |     |
| cf                 |           |     |
| 9 Hamilton         | 0         |     |
| ss                 |           |     |
| 4 Contreras, Wm.   | 0         |     |
| c                  |           |     |
| <b>Team 4Score</b> | <b>52</b> |     |

|            |      |    |   |     |          |        |     |    |    |        |        |
|------------|------|----|---|-----|----------|--------|-----|----|----|--------|--------|
| Game Notes | 11   | 4  | 7 | 3   | 2        | 4Base  | 3   | 23 | 13 | 13     | 52     |
|            | Hits | BB | K | RBI | ProdOuts | Totals | CFR | PA | BR | Pushed | 4Score |



| Team | 1 | 2 | 3 | 4 | 5 | 6 | 7 | 8 | 9 |
|------|---|---|---|---|---|---|---|---|---|
| MIL  | 0 | 0 | 0 | 0 | 0 | 1 | 0 | 0 | 2 |
| STL  | 0 | 1 | 0 | 3 | 0 | 0 | 1 | 1 |   |

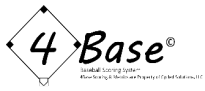
| Runs | Hits | Errors |   |
|------|------|--------|---|
| MIL  | 3    | 11     | 1 |
| STL  | 6    | 11     | 0 |

### 4Base Scorecard for STL

| Inning | Pitcher      | Batter # - Player Name | OnBs Status | BIP Type - Primary Play | Secondary Play | Credit for Run | PA Bases | BR Bases | Bases Pushed | 4Base Score |
|--------|--------------|------------------------|-------------|-------------------------|----------------|----------------|----------|----------|--------------|-------------|
| 01     | Patrick, C.  | 1 Wetherholt           | ◇◇          | G                       | 3-1            |                |          |          |              | 0           |
|        |              | 2 Herrera              | 3           | L                       | 8.s            |                | 1        | 1        |              | 2           |
|        |              | 3 Burleson             | ◇◇          |                         | k              |                |          |          |              | 0           |
|        |              | 4 Walker               | 1           | L                       | 7.s            |                | 1        |          | 1            | 2           |
|        |              | 5 Gorman               | ◇◇          | P                       | 4              |                |          |          |              | 0           |
| 02     | Patrick, C.  | 6 Winn                 | R           |                         | walk           |                | 1        | 3        |              | 4           |
|        |              | 7 Church               | ◇◇          | F                       | 8              |                |          |          |              | 0           |
|        |              | 8 Pages                | ◇◇          |                         | k              |                |          |          |              | 0           |
|        |              | 9 Scott II             | 3           | G                       | 8.s            |                | 1        | 2        | 2            | 5           |
|        |              | 1 Wetherholt           | 1           | L                       | 8.s            | 1              | 1        |          | 3            | 5           |
|        |              | 2 Herrera              | ◇◇          | P                       | 5              |                |          |          |              | 0           |
| 03     | Patrick, C.  | 3 Burleson             | ◇◇          |                         | k              |                |          |          |              | 0           |
|        |              | 4 Walker               | ◇◇          |                         | k              |                |          |          |              | 0           |
|        |              | 5 Gorman               | 3           | L                       | 8.d            |                | 2        |          |              | 2           |
|        |              | 6 Winn                 | ◇◇          | F                       | 9              |                |          |          |              | 0           |
| 04     | Patrick, C.  | 7 Church               | R           | L                       | 9.d            |                | 2        | 2        |              | 4           |
|        |              | 8 Pages                | R           |                         | walk           |                | 1        | 3        |              | 4           |
|        |              | 9 Scott II             | ◇◇          | G                       | 5-4-SacBunt    |                |          |          | 2            | 2           |
|        |              | 1 Wetherholt           | R           |                         | walk           |                | 1        | 3        |              | 4           |
|        |              | 2 Herrera              | 3           | L                       | 8.d            | 3              | 2        |          | 6            | 11          |
|        | Hall, D.     | 3 Burleson             | ◇◇          |                         | k              |                |          |          |              | 0           |
|        |              | 4 Walker               | ◇◇          |                         | k              |                |          |          |              | 0           |
| 05     | Hall, D.     | 5 Gorman               | ◇◇          | P                       | 2              |                |          |          |              | 0           |
|        |              | 6 Winn                 | 3           | G                       | 4-err          |                | 1        | 1        |              | 2           |
|        |              | 7 Church               | ◇◇          | G                       | 6-3            | prod out       |          |          | 1            | 1           |
|        |              | 8 Pages                | ◇◇          | P                       | 4              |                |          |          |              | 0           |
| 06     | Drohan, S.   | 9 Scott II             | ◇◇          | F                       | 8              |                |          |          |              | 0           |
|        |              | 1 Wetherholt           | ◇◇          | F                       | 8              |                |          |          |              | 0           |
|        |              | 2 Herrera              | ◇◇          |                         | k              |                |          |          |              | 0           |
| 07     | Drohan, S.   | 3 Burleson             | ◇◇          | G                       | 4-3            |                |          |          |              | 0           |
|        |              | 4 Walker               | R           |                         | walk           |                | 1        | 3        |              | 4           |
|        |              | 5 Gorman               | 4           | G                       | 9.s            | Out-3rd-OT-9-6 | 1        | -1       | 1            | 1           |
|        | Anderson, G. | 6 Winn                 | 1           | G                       | 9.s            | 1              | 1        |          | 3            | 5           |
|        |              | 7 Church               | ◇◇          | P                       | 6              |                |          |          |              | 0           |
| 08     | Woodford, J. | 8 Pages                | ◇◇          |                         | k              |                |          |          |              | 0           |
|        |              | 9 Scott II             | R           | L                       | 8.d            |                | 2        | 2        |              | 4           |
|        |              | 1 Wetherholt           | 1           | L                       | 8.s            | 1              | 1        |          | 2            | 4           |
|        |              | 2 Herrera              | ◇◇          |                         | k              |                |          |          |              | 0           |
|        |              | 3 Burleson             | ◇◇          | G                       | 3u             |                |          |          |              | 0           |

| 4Score Summary     | STL       |
|--------------------|-----------|
| Bat#-Player        | 4Score    |
| 1 Wetherholt       | 13        |
| 2b                 |           |
| 2 Herrera          | 13        |
| dh                 |           |
| 6 Winn             | 11        |
| ss                 |           |
| 9 Scott II         | 11        |
| cf                 |           |
| 4 Walker           | 6         |
| rf                 |           |
| 7 Church           | 5         |
| lf                 |           |
| 8 Pages            | 4         |
| c                  |           |
| 5 Gorman           | 3         |
| 3b                 |           |
| 3 Burleson         | 0         |
| 1b                 |           |
| <b>Team 4Score</b> | <b>66</b> |

|            |  |      |    |   |     |          |        |     |    |    |        |        |
|------------|--|------|----|---|-----|----------|--------|-----|----|----|--------|--------|
| Game Notes |  | 11   | 4  | 9 | 6   | 1        | 4Base  | 6   | 20 | 19 | 21     | 66     |
|            |  | Hits | BB | K | RBI | ProdOuts | Totals | CFR | PA | BR | Pushed | 4Score |



Game Top Player: Vaughn (MIL) - 4Score = 17

Team Top Player: MIL 2nd: Bauers - 4Score = 9

### 4Base Scorecard

|     |   |   |   |   |   |   |   |   |   |    |    |    |    |    |    |      |      |        |
|-----|---|---|---|---|---|---|---|---|---|----|----|----|----|----|----|------|------|--------|
|     | 1 | 2 | 3 | 4 | 5 | 6 | 7 | 8 | 9 | 10 | 11 | 12 | 13 | 14 | 15 | Runs | Hits | Errors |
| MIL | 4 |   |   |   | 1 |   |   |   | 1 |    |    |    |    |    |    | 6    | 11   | 1      |
| STL |   |   |   |   |   |   | 1 | 1 |   |    |    |    |    |    |    | 2    | 4    |        |

Date: 05-06-26 Team: A - MIL Game Info: STL-036 - 05-06-26 - MIL 6 @ STL 2 Total Team 4Base Score 60

| Batter #                                       | 1            | 2       | 3      | 4              | 5      | 6      | 7     | 8        | 9     |
|--|--------------|---------|--------|----------------|--------|--------|-------|----------|-------|
| Pitcher  | Pallante, A. |         |        |                |        |        |       |          |       |
| Player   | Frelick      | Chourio | Turang | Contreras, Wm. | Bauers | Vaughn | Black | Hamilton | Ortiz |
| Primary Play                                   | g 4-3        | g 6-3   | g 9.s  | hbp            | l 7.s  | f .HR  | l 7   | f 9      | k     |
| PA / BR Bases<br>Bases Pushed / Credit for Run |              |         |        |                |        |        |       |          |       |
| Player 4Score                                  |              |         | 4      | 5              | 8      | 16     |       |          |       |
| Addl Info                                      |              |         |        |                |        | LF     |       |          |       |

33

|  |              |         |        |                |        |        |       |          |         |
|--|--------------|---------|--------|----------------|--------|--------|-------|----------|---------|
| Pitcher  | Pallante, A. |         |        |                |        |        |       |          |         |
| Player   | Frelick      | Chourio | Turang | Contreras, Wm. | Bauers | Vaughn | Black | Hamilton | Ortiz   |
| Primary Play                                   | g 4-3        | g 7.s   | k      | g 4-6-3-dp     | walk   | g 5-3  | g 4-3 | g 3-1    | g 6.s   |
| PA / BR Bases<br>Bases Pushed / Credit for Run |              |         |        |                |        |        |       |          |         |
| Player 4Score                                  |              | 1       |        | -1             |        |        |       |          | 5       |
| Addl Info                                      |              | dp-d    |        |                | po-1-3 |        |       |          | wp-home |

5

|  |              |          |        |                |        |        |          |          |       |
|--|--------------|----------|--------|----------------|--------|--------|----------|----------|-------|
| Pitcher  | Pallante, A. |          |        |                |        |        |          |          |       |
| Player   | Frelick      | Chourio  | Turang | Contreras, Wm. | Bauers | Vaughn | Black    | Hamilton | Ortiz |
| Primary Play                                   | g 5.s        | f 9      | walk   | k              | g 9.s  | l 9    | g 4-6-fo | g 2.s    | g 6-3 |
| PA / BR Bases<br>Bases Pushed / Credit for Run |              |          |        |                |        |        |          |          |       |
| Player 4Score                                  | 3            | 1        | 1      |                | 1      |        | 2        | 2        |       |
| Addl Info                                      | wp-2nd       | prod out |        |                | fo-d   |        |          |          |       |

10

|  |              |         |        |                |        |        |           |          |       |
|--|--------------|---------|--------|----------------|--------|--------|-----------|----------|-------|
| Pitcher  | Pallante, A. |         |        |                |        |        |           |          |       |
| Player   | Frelick      | Chourio | Turang | Contreras, Wm. | Bauers | Vaughn | Lockridge | Hamilton | Ortiz |
| Primary Play                                   | g 3u         | k       | f 7    | g 5-3          | p 5    | l 7.s  | l 8       | k        | k     |
| PA / BR Bases<br>Bases Pushed / Credit for Run |              |         |        |                |        |        |           |          |       |
| Player 4Score                                  |              |         |        |                |        | 1      |           |          |       |
| Addl Info                                      |              |         |        |                |        |        |           |          |       |

1

|  |              |         |        |                |        |        |           |          |       |
|--|--------------|---------|--------|----------------|--------|--------|-----------|----------|-------|
| Pitcher  | Pallante, A. |         |        |                |        |        |           |          |       |
| Player   | Frelick      | Chourio | Turang | Contreras, Wm. | Bauers | Vaughn | Lockridge | Hamilton | Ortiz |
| Primary Play                                   | l 9.s        | f 9.d   | walk   | g 5-3          |        |        |           |          |       |
| PA / BR Bases<br>Bases Pushed / Credit for Run |              |         |        |                |        |        |           |          |       |
| Player 4Score                                  | 4            | 6       | 1      |                |        |        |           |          |       |
| Addl Info                                      |              |         |        |                |        |        |           |          |       |

11

|                  |            |            |           |                  |           |           |                            |             |          |
|------------------|------------|------------|-----------|------------------|-----------|-----------|----------------------------|-------------|----------|
| Total 4Score     | 7          | 8          | 6         | 4                | 9         | 17        | 2                          | 2           | 5        |
| Player(s) Detail | Frelick rf | Chourio cf | Turang 2b | Contreras, Wm. c | Bauers 1b | Vaughn dh | Black Lockridge lf-sub 2 0 | Hamilton 3b | Ortiz ss |

60



Game Top Player: Vaughn (MIL) - 4Score = 17

Team Top Player: STL Top: Gorman - 4Score = 5

### 4Base Scorecard

|     |   |   |   |   |   |   |   |   |   |    |    |    |    |    |    |      |      |        |
|-----|---|---|---|---|---|---|---|---|---|----|----|----|----|----|----|------|------|--------|
|     | 1 | 2 | 3 | 4 | 5 | 6 | 7 | 8 | 9 | 10 | 11 | 12 | 13 | 14 | 15 | Runs | Hits | Errors |
| MIL | 4 |   |   |   | 1 |   |   |   | 1 |    |    |    |    |    |    | 6    | 11   | 1      |
| STL |   |   |   |   |   |   |   | 1 | 1 |    |    |    |    |    |    | 2    | 4    |        |

Date: 05-06-26 Team: H - STL Game Info: STL-036 - 05-06-26 - MIL 6 @ STL 2 Total Team 4Base Score 22

| Batter #                                       | 1          | 2       | 3        | 4      | 5      | 6    | 7      | 8     | 9        |
|--|------------|---------|----------|--------|--------|------|--------|-------|----------|
| Pitcher  | Sproat, B. |         |          |        |        |      |        |       |          |
| Player   | Wetherholt | Herrera | Burleson | Walker | Gorman | Winn | Church | Pages | Scott II |
| Primary Play                                   | g 4-3      | g 7.d   | l 8      | walk   | k      | k    | hbp    | k     | f 7      |
| PA / BR Bases<br>Bases Pushed / Credit for Run |            |         |          |        |        |      |        |       |          |
| Player 4Score                                  |            | 2       |          | 1      |        |      | 1      |       |          |
| Addl Info                                      |            |         |          |        |        |      |        |       |          |

|  |            |         |          |        |        |      |            |       |          |
|--|------------|---------|----------|--------|--------|------|------------|-------|----------|
| Pitcher  | Hall, D.   |         |          |        |        |      |            |       |          |
| Player   | Wetherholt | Herrera | Burleson | Walker | Gorman | Winn | Fermin     | Pages | Scott II |
| Primary Play                                   | f 7        | k       | k        | walk   | walk   | l 5  | g 6-4-3-dp | f 9   | k        |
| PA / BR Bases<br>Bases Pushed / Credit for Run |            |         |          |        |        |      |            |       |          |
| Player 4Score                                  |            |         |          | 2      | 1      |      | -1         |       |          |
| Addl Info                                      |            |         |          | sb-2nd | dp-d   |      |            |       |          |

|  |            |         |          |        |        |       |        |       |          |
|--|------------|---------|----------|--------|--------|-------|--------|-------|----------|
| Pitcher  | Megill, T. |         |          |        |        |       |        |       |          |
| Player   | Wetherholt | Herrera | Burleson | Walker | Gorman | Winn  | Fermin | Pages | Scott II |
| Primary Play                                   | g 3u       | f 9     | g 4-3    | f 8    | k      | g 6-3 | walk   | g 3u  | l 8.s    |
| PA / BR Bases<br>Bases Pushed / Credit for Run |            |         |          |        |        |       |        |       |          |
| Player 4Score                                  |            |         |          |        |        |       | 1      |       | 4        |
| Addl Info                                      |            |         |          |        |        |       |        |       | sb-2nd   |

|  |            |         |          |        |        |          |         |            |  |
|--|------------|---------|----------|--------|--------|----------|---------|------------|--|
| Pitcher  | Uribe, A.  |         |          |        |        |          |         |            |  |
| Player   | Wetherholt | Herrera | Burleson | Walker | Gorman | Winn     | Fermin  | Prieto     |  |
| Primary Play                                   | k          | k       | g 9.s    | g 1-3  | l 9.d  | g 6-3    | g 6-err | g 4-6-3-dp |  |
| PA / BR Bases<br>Bases Pushed / Credit for Run |            |         |          |        |        |          |         |            |  |
| Player 4Score                                  |            |         | 4        |        | 4      | 1        | 3       | -1         |  |
| Addl Info                                      |            |         |          |        |        | prod out | dp-d    |            |  |

|                  |               |            |             |           |           |         |                            |                      |         |             |
|------------------|---------------|------------|-------------|-----------|-----------|---------|----------------------------|----------------------|---------|-------------|
| Total 4Score     |               | 2          | 4           | 3         | 5         | 1       | 4                          | -1                   | 4       |             |
| Player(s) Detail | Wetherholt 2b | Herrera dh | Burleson 1b | Walker rf | Gorman 3b | Winn ss | Church lf<br>Fermin lf-sub | Pages c<br>Prieto ph | 0<br>-1 | Scott II cf |

| Box Score for        |                | MIL    | STL-036 - 05-06-26 - MIL 6 @ STL 2 |     |      |     |    | W: Ashby - L: Pallante - S: - STL rec 21-15 - Top Player: Vaughn in MIL win |                         |          |              |                |               |        |           |           |
|----------------------|----------------|--------|------------------------------------|-----|------|-----|----|---|-------------------------|----------|--------------|----------------|---------------|--------|-----------|-----------|
| Batting Order-Player |                | Pos.   | AB                                 | Run | Hits | RBI | BB | SO  | Key 4Base Scoring Stats |          |              |                | Player 4Score | 4BRate | Plate App | Prod Outs |
|                      |                |        |                                    |     |      |     |    |   | PA Bases                | BR Bases | Bases Pushed | Credit for Run |               |        |           |           |
| 1                    | Frelick        | rf     | 5                                  | 1   | 2    | 0   | 0  | 0   | 2                       | 4        | 1            |                | 7             | 1.40   | 5         | 0         |
| 2                    | Chourio        | cf     | 5                                  | 0   | 2    | 1   | 0  | 1   | 3                       |          | 4            | 1              | 8             | 1.60   | 5         | 1         |
| 3                    | Turang         | 2b     | 3                                  | 1   | 1    | 0   | 2  | 1   | 3                       | 3        |              |                | 6             | 1.20   | 5         | 0         |
| 4                    | Contreras, Wm. | c      | 4                                  | 1   | 0    | 0   | 0  | 1   | 1                       | 3        | 0            |                | 4             | 0.80   | 5         | 0         |
| 5                    | Bauers         | 1b     | 3                                  | 1   | 2    | 1   | 1  | 0   | 3                       | 2        | 3            | 1              | 9             | 2.25   | 4         | 0         |
| 6                    | Vaughn         | dh     | 4                                  | 1   | 2    | 3   | 0  | 0   | 5                       |          | 9            | 3              | 17            | 4.25   | 4         | 0         |
| 7                    | Black          | lf     | 3                                  | 0   | 0    | 0   | 0  | 0   | 1                       | 1        |              |                | 2             | 0.67   | 3         | 0         |
|                      | Lockridge      | lf-sub | 1                                  | 0   | 0    | 0   | 0  | 0   |                         |          |              |                | 0             | 0.00   | 1         | 0         |
| 8                    | Hamilton       | 3b     | 4                                  | 0   | 1    | 0   | 0  | 1   | 1                       |          | 1            |                | 2             | 0.50   | 4         | 0         |
| 9                    | Ortiz          | ss     | 4                                  | 1   | 1    | 0   | 0  | 2   | 1                       | 3        |              | 1              | 5             | 1.25   | 4         | 0         |
|                      |                |        | 36                                 | 6   | 11   | 5   | 3  | 6   | 20                      | 16       | 18           | 5              | 60            | 1.50   | 40        | 1         |

| Batting Order-Player |            | Pos.   | AB | Run | Hits | RBI | BB | SO | Key 4Base Scoring Stats |          |              |                | Player 4Score | 4BRate      | Plate App | Prod Outs |
|----------------------|------------|--------|----|-----|------|-----|----|----|-------------------------|----------|--------------|----------------|---------------|-------------|-----------|-----------|
|                      |            |        |    |     |      |     |    |    | PA Bases                | BR Bases | Bases Pushed | Credit for Run |               |             |           |           |
| 1                    | Wetherholt | 2b     | 4  | 0   | 0    | 0   | 0  | 1  |                         |          |              |                | <b>0</b>      | 0.00        | 4         | 0         |
| 2                    | Herrera    | dh     | 4  | 0   | 1    | 0   | 0  | 2  | 2                       |          |              |                | <b>2</b>      | 0.50        | 4         | 0         |
| 3                    | Burleson   | 1b     | 4  | 0   | 1    | 1   | 0  | 1  | 1                       |          | 2            | 1              | <b>4</b>      | 1.00        | 4         | 0         |
| 4                    | Walker     | rf     | 2  | 0   | 0    | 0   | 2  | 0  | 2                       | 1        |              |                | <b>3</b>      | 0.75        | 4         | 0         |
| 5                    | Gorman     | 3b     | 3  | 1   | 1    | 0   | 1  | 2  | 3                       | 2        |              |                | <b>5</b>      | 1.25        | 4         | 0         |
| 6                    | Winn       | ss     | 4  | 0   | 0    | 0   | 0  | 1  |                         |          | 1            |                | <b>1</b>      | 0.25        | 4         | 1         |
| 7                    | Church     | lf     | 0  | 0   | 0    | 0   | 0  | 0  | 1                       |          |              |                | <b>1</b>      | 1.00        | 1         | 0         |
|                      | Fermin     | lf-sub | 2  | 0   | 0    | 1   | 1  | 0  | 2                       |          | 0            | 1              | <b>3</b>      | 1.00        | 3         | 0         |
| 8                    | Pages      | c      | 3  | 0   | 0    | 0   | 0  | 1  |                         |          |              |                | <b>0</b>      | 0.00        | 3         | 0         |
|                      | Prieto     | ph     | 1  | 0   | 0    | 0   | 0  | 0  |                         |          | -1           |                | <b>-1</b>     | -1.00       | 1         | 0         |
| 9                    | Scott II   | cf     | 3  | 1   | 1    | 0   | 0  | 1  | 1                       | 3        |              |                | <b>4</b>      | 1.33        | 3         | 0         |
|                      |            |        | 30 | 2   | 4    | 2   | 4  | 9  | 12                      | 6        | 2            | 2              | <b>22</b>     | <b>0.63</b> | 35        | 1         |



| Team | 1 | 2 | 3 | 4 | 5 | 6 | 7 | 8 | 9 |
|------|---|---|---|---|---|---|---|---|---|
| MIL  | 4 | 0 | 0 | 0 | 1 | 0 | 0 | 0 | 1 |
| STL  | 0 | 0 | 0 | 0 | 0 | 0 | 0 | 1 | 1 |

| Runs | Hits | Errors |   |
|------|------|--------|---|
| MIL  | 6    | 11     | 1 |
| STL  | 2    | 4      | 0 |

4Base Scorecard for MIL

| Inning | Pitcher      | Batter # - Player Name | OnBs Status | BIP Type - Primary Play | Secondary Play | Credit for Run | PA Bases | BR Bases | Bases Pushed | 4Base Score |
|--------|--------------|------------------------|-------------|-------------------------|----------------|----------------|----------|----------|--------------|-------------|
| 01     | Pallante, A. | 1 Frelick              | ⟨⟩          | G                       | 4-3            |                |          |          |              | 0           |
|        |              | 2 Chourio              | ⟨⟩          | G                       | 6-3            |                |          |          |              | 0           |
|        |              | 3 Turang               | ⟨R⟩         | G                       | 9.s            |                | 1        | 3        |              | 4           |
|        |              | 4 Contreras, Wm.       | ⟨R⟩         |                         | hbp            |                | 1        | 3        | 1            | 5           |
|        |              | 5 Bauers               | ⟨R⟩         | L                       | 7.s            | 1              | 1        | 3        | 3            | 8           |
|        |              | 6 Vaughn               | ⟨R⟩         | F                       | .HR            | 3              | 4        |          | 9            | 16          |
|        |              | 7 Black                | ⟨⟩          | L                       | 7              |                |          |          |              | 0           |
| 02     | Pallante, A. | 8 Hamilton             | ⟨⟩          | F                       | 9              |                |          |          |              | 0           |
|        |              | 9 Ortiz                | ⟨⟩          |                         | k              |                |          |          |              | 0           |
|        |              | 1 Frelick              | ⟨⟩          | G                       | 4-3            |                |          |          |              | 0           |
| 03     | Pallante, A. | 2 Chourio              | ⟨⟩          | G                       | 7.s            |                | 1        |          |              | 1           |
|        |              | 3 Turang               | ⟨⟩          |                         | k              |                |          |          |              | 0           |
|        |              | 4 Contreras, Wm.       | ⟨⟩          | G                       | 4-6-3-dp       |                |          |          | -1           | -1          |
| 04     | Pallante, A. | 5 Bauers               | ⟨HR⟩        |                         | walk           |                | 1        | -1       |              | 0           |
|        |              | 6 Vaughn               | ⟨⟩          | G                       | 5-3            |                |          |          |              | 0           |
|        |              | 7 Black                | ⟨⟩          | G                       | 4-3            |                |          |          |              | 0           |
| 05     | Pallante, A. | 8 Hamilton             | ⟨⟩          | G                       | 3-1            |                |          |          |              | 0           |
|        |              | 9 Ortiz                | ⟨R⟩         | G                       | 6.s            | 1              | 1        | 3        |              | 5           |
|        |              | 1 Frelick              | ⟨HR⟩        | G                       | 5.s            |                | 1        | 1        | 1            | 3           |
|        |              | 2 Chourio              | ⟨⟩          | F                       | 9              |                |          |          | 1            | 1           |
|        |              | 3 Turang               | ⟨1,2⟩       |                         | walk           |                | 1        |          |              | 1           |
|        |              | 4 Contreras, Wm.       | ⟨⟩          |                         | k              |                |          |          |              | 0           |
| 06     | Pallante, A. | 5 Bauers               | ⟨⟩          | G                       | 9.s            |                | 1        |          |              | 1           |
|        |              | 6 Vaughn               | ⟨⟩          | L                       | 9              |                |          |          |              | 0           |
|        |              | 7 Black                | ⟨HR⟩        | G                       | 4-6-fo         |                | 1        | 1        |              | 2           |
|        |              | 8 Hamilton             | ⟨1,2⟩       | G                       | 2.s            |                | 1        |          | 1            | 2           |
|        |              | 9 Ortiz                | ⟨⟩          | G                       | 6-3            |                |          |          |              | 0           |
| 07     | Shuster, J.  | 1 Frelick              | ⟨⟩          | G                       | 3u             |                |          |          |              | 0           |
|        |              | 2 Chourio              | ⟨⟩          |                         | k              |                |          |          |              | 0           |
|        |              | 3 Turang               | ⟨⟩          | F                       | 7              |                |          |          |              | 0           |
| 08     | Shuster, J.  | 4 Contreras, Wm.       | ⟨⟩          | G                       | 5-3            |                |          |          |              | 0           |
|        |              | 5 Bauers               | ⟨⟩          | P                       | 5              |                |          |          |              | 0           |
|        |              | 6 Vaughn               | ⟨1,2⟩       | L                       | 7.s            |                | 1        |          |              | 1           |
|        |              | 7 Lockridge            | ⟨⟩          | L                       | 8              |                |          |          |              | 0           |
| 09     | Svanson, M.  | 8 Hamilton             | ⟨⟩          |                         | k              |                |          |          |              | 0           |
|        |              | 9 Ortiz                | ⟨⟩          |                         | k              |                |          |          |              | 0           |
|        |              | 1 Frelick              | ⟨R⟩         | L                       | 9.s            |                | 1        | 3        |              | 4           |
|        |              | 2 Chourio              | ⟨HR⟩        | F                       | 9.d            | 1              | 2        |          | 3            | 6           |
|        |              | 3 Turang               | ⟨1,2⟩       |                         | walk           |                | 1        |          |              | 1           |
|        |              | 4 Contreras, Wm.       | ⟨⟩          | G                       | 5-3            |                |          |          |              | 0           |

| 4Score Summary     |           | MIL |
|--------------------|-----------|-----|
| Bat#-Player        | 4Score    |     |
| 6 Vaughn           | 17        |     |
| dh                 |           |     |
| 5 Bauers           | 9         |     |
| 1b                 |           |     |
| 2 Chourio          | 8         |     |
| cf                 |           |     |
| 1 Frelick          | 7         |     |
| rf                 |           |     |
| 3 Turang           | 6         |     |
| 2b                 |           |     |
| 9 Ortiz            | 5         |     |
| ss                 |           |     |
| 4 Contreras, Wm.   | 4         |     |
| c                  |           |     |
| 8 Hamilton         | 2         |     |
| 3b                 |           |     |
| 7 Black            | 2         |     |
| lf                 |           |     |
| Lockridge          | 0         |     |
| lf-sub             |           |     |
| <b>Team 4Score</b> | <b>60</b> |     |

|            |      |    |   |     |          |        |     |    |    |        |        |
|------------|------|----|---|-----|----------|--------|-----|----|----|--------|--------|
| Game Notes | 11   | 3  | 6 | 5   | 1        | 4Base  | 6   | 20 | 16 | 18     | 60     |
|            | Hits | BB | K | RBI | ProdOuts | Totals | CFR | PA | BR | Pushed | 4Score |



| Team | 1 | 2 | 3 | 4 | 5 | 6 | 7 | 8 | 9 |
|------|---|---|---|---|---|---|---|---|---|
| MIL  | 4 | 0 | 0 | 0 | 1 | 0 | 0 | 0 | 1 |
| STL  | 0 | 0 | 0 | 0 | 0 | 0 | 0 | 1 | 1 |

|     | Runs | Hits | Errors |
|-----|------|------|--------|
| MIL | 6    | 11   | 1      |
| STL | 2    | 4    | 0      |

**4Base Scorecard for** STL

| Inning | Pitcher    | Batter # - Player Name | OnBs Status | BIP Type - Primary Play | Secondary Play | Credit for Run | PA Bases | BR Bases | Bases Pushed | 4Base Score |
|--------|------------|------------------------|-------------|-------------------------|----------------|----------------|----------|----------|--------------|-------------|
| 01     | Sproat, B. | 1 Wetherholt           | ◇◇          | G                       | 4-3            |                |          |          |              | 0           |
|        |            | 2 Herrera              | ◇           | G                       | 7.d            |                | 2        |          |              | 2           |
|        |            | 3 Burleson             | ◇◇          | L                       | 8              |                |          |          |              | 0           |
|        |            | 4 Walker               | ◇           |                         | walk           |                | 1        |          |              | 1           |
|        |            | 5 Gorman               | ◇◇          |                         | k              |                |          |          |              | 0           |
| 02     | Sproat, B. | 6 Winn                 | ◇◇          |                         | k              |                |          |          |              | 0           |
|        |            | 7 Church               | ◇           |                         | hbp            |                | 1        |          |              | 1           |
|        |            | 8 Pages                | ◇◇          |                         | k              |                |          |          |              | 0           |
|        |            | 9 Scott II             | ◇◇          | F                       | 7              |                |          |          |              | 0           |
| 03     | Sproat, B. | 1 Wetherholt           | ◇◇          | F                       | 7              |                |          |          |              | 0           |
|        |            | 2 Herrera              | ◇◇          |                         | k              |                |          |          |              | 0           |
|        |            | 3 Burleson             | ◇◇          |                         | k              |                |          |          |              | 0           |
| 04     | Sproat, B. | 4 Walker               | ◇           |                         | walk           | sb-2nd         | 1        | 1        |              | 2           |
|        |            | 5 Gorman               | ◇◇          |                         | walk           | dp-d           | 1        |          |              | 1           |
|        |            | 6 Winn                 | ◇◇          | L                       | 5              |                |          |          |              | 0           |
|        |            | 7 Fermin               | ◇◇          | G                       | 6-4-3-dp       |                |          |          | -1           | -1          |
| 05     | Hall, D.   | 8 Pages                | ◇◇          | F                       | 9              |                |          |          |              | 0           |
|        |            | 9 Scott II             | ◇◇          |                         | k              |                |          |          |              | 0           |
|        |            | 1 Wetherholt           | ◇◇          | G                       | 3u             |                |          |          |              | 0           |
| 06     | Ashby, A.  | 2 Herrera              | ◇◇          | F                       | 9              |                |          |          |              | 0           |
|        |            | 3 Burleson             | ◇◇          | G                       | 4-3            |                |          |          |              | 0           |
|        |            | 4 Walker               | ◇◇          | F                       | 8              |                |          |          |              | 0           |
| 07     | Ashby, A.  | 5 Gorman               | ◇◇          |                         | k              |                |          |          |              | 0           |
|        |            | 6 Winn                 | ◇◇          | G                       | 6-3            |                |          |          |              | 0           |
|        |            | 7 Fermin               | ◇           |                         | walk           |                | 1        |          |              | 1           |
|        |            | 8 Pages                | ◇◇          | G                       | 3u             |                |          |          |              | 0           |
| 08     | Megill, T. | 9 Scott II             | ◇           | L                       | 8.s            | sb-2nd         | 1        | 3        |              | 4           |
|        |            | 1 Wetherholt           | ◇◇          |                         | k              |                |          |          |              | 0           |
|        |            | 2 Herrera              | ◇◇          |                         | k              |                |          |          |              | 0           |
|        |            | 3 Burleson             | ◇           | G                       | 9.s            |                | 1        | 1        | 2            | 4           |
|        |            | 4 Walker               | ◇◇          | G                       | 1-3            |                |          |          |              | 0           |
| 09     | Uribe, A.  | 5 Gorman               | ◇           | L                       | 9.d            |                | 2        | 2        |              | 4           |
|        |            | 6 Winn                 | ◇◇          | G                       | 6-3            | prod out       |          |          | 1            | 1           |
|        |            | 7 Fermin               | ◇◇          | G                       | 6-err          | dp-d           | 1        | 1        | 1            | 3           |
|        |            | 8 Prieto               | ◇◇          | G                       | 4-6-3-dp       |                |          |          | -1           | -1          |

| 4Score Summary     |        | STL       |
|--------------------|--------|-----------|
| Bat#-Player        |        | 4Score    |
| 5 Gorman           | 3b     | 5         |
| 9 Scott II         | cf     | 4         |
| 3 Burleson         | 1b     | 4         |
| 4 Walker           | rf     | 3         |
| 7 Fermin           | lf-sub | 3         |
| 2 Herrera          | dh     | 2         |
| 6 Winn             | ss     | 1         |
| 7 Church           | if     | 1         |
| 1 Wetherholt       | 2b     | 0         |
| 8 Pages            | c      | 0         |
| Prieto             | ph     | -1        |
| <b>Team 4Score</b> |        | <b>22</b> |

|            |      |    |   |     |          |        |     |    |    |        |        |
|------------|------|----|---|-----|----------|--------|-----|----|----|--------|--------|
| Game Notes | 4    | 4  | 9 | 2   | 1        | 4Base  | 2   | 12 | 6  | 2      | 22     |
|            | Hits | BB | K | RBI | ProdOuts | Totals | CFR | PA | BR | Pushed | 4Score |



## 2026 STL Cardinals 4Base & Standard Stats by Player

As of  
5/6/2026  
STL Game #036

| Player             | Plate        |             | Batting    |              |           |            |            |              | Player 4Score | Bases      |            | Credit for |              | Productive |           | SACs |
|--------------------|--------------|-------------|------------|--------------|-----------|------------|------------|--------------|---------------|------------|------------|------------|--------------|------------|-----------|------|
|                    | Appear       | At Bats     | Hits       | Avg          | HR        | Walks      | SO         | PA Bases     |               | BR Bases   | Pushed     | Run        | 4BRate       | Outs       |           |      |
| ⊕ Walker           | 150          | 132         | 40         | 0.303        | 10        | 16         | 43         | 293          | 101           | 74         | 89         | 29         | 1.953        | 1          | 1         |      |
| ⊕ Burleson         | 156          | 138         | 37         | 0.268        | 5         | 17         | 24         | 263          | 87            | 49         | 98         | 29         | 1.686        | 7          | 1         |      |
| ⊕ Wetherholt       | 165          | 138         | 33         | 0.239        | 7         | 18         | 29         | 242          | 86            | 75         | 63         | 18         | 1.467        | 2          | 2         |      |
| ⊕ Herrera          | 165          | 129         | 32         | 0.248        | 4         | 27         | 29         | 239          | 92            | 73         | 56         | 18         | 1.448        | 3          | 1         |      |
| ⊕ Gorman           | 134          | 119         | 27         | 0.227        | 5         | 12         | 37         | 188          | 60            | 36         | 71         | 21         | 1.403        | 4          | 3         |      |
| ⊕ Winn             | 133          | 117         | 31         | 0.265        | 1         | 12         | 26         | 172          | 63            | 47         | 48         | 14         | 1.293        | 3          | 1         |      |
| ⊕ Church           | 109          | 101         | 25         | 0.248        | 5         | 4          | 24         | 161          | 58            | 32         | 55         | 16         | 1.477        | 1          | 2         |      |
| ⊕ Scott II         | 106          | 90          | 17         | 0.189        | 1         | 7          | 28         | 107          | 35            | 39         | 28         | 5          | 1.009        | 4          | 8         |      |
| ⊕ Pages            | 87           | 79          | 18         | 0.228        | 3         | 4          | 22         | 99           | 38            | 21         | 32         | 8          | 1.138        | 2          | 2         |      |
| ⊕ Urias            | 68           | 57          | 9          | 0.158        | 2         | 6          | 12         | 73           | 29            | 19         | 19         | 6          | 1.074        | 0          | 1         |      |
| ⊕ Fermin           | 41           | 35          | 9          | 0.257        | 1         | 4          | 8          | 50           | 21            | 12         | 12         | 5          | 1.220        | 0          | 1         |      |
| ⊕ Saggese          | 57           | 53          | 9          | 0.170        |           | 4          | 19         | 41           | 15            | 11         | 13         | 2          | 0.719        | 2          | 0         |      |
| ⊕ Pozo             | 17           | 17          | 2          | 0.118        |           | 0          | 0          | 15           | 4             | 1          | 7          | 3          | 0.882        | 2          | 0         |      |
| ⊕ Prieto           | 1            | 1           | 0          | 0.000        |           | 0          | 0          | -1           |               |            | -1         |            | -1.000       | 0          | 0         |      |
| <b>Grand Total</b> | <b>1,389</b> | <b>1206</b> | <b>289</b> | <b>0.240</b> | <b>44</b> | <b>131</b> | <b>301</b> | <b>1,942</b> | <b>689</b>    | <b>489</b> | <b>590</b> | <b>174</b> | <b>1.398</b> | <b>31</b>  | <b>23</b> |      |

## 2026 STL 4Base Score by Player - Top Ten

Walker Burluson Wetherholt Herrera Gorman Winn Church Scott II Pages Urias

