

4BaseScore.com

© Cycled Solutions, LLC 2015

STL SABR Hot Stove Luncheon – Jan 30, 2016

Thank you for this opportunity today

Player % Contrib	
Adrian	17.1%
Archie	17.1%
Brock	17.1%
James	17.1%
Samuel	17.1%
Wade	7.8%
Lawrence	6.0%
Henry	6.0%
Wally, W.	6.0%
Henry, J.	6.0%
John	6.0%
Sam	6.0%
William	6.0%

June 2013 ... asked myself what I thought was a simple question

Who is my team's MVP ?



(Season mid-point)



4Base Score™ & 4Base Scorecard © & Reports - Patent Pending - are property of Cycled Solutions, LLC

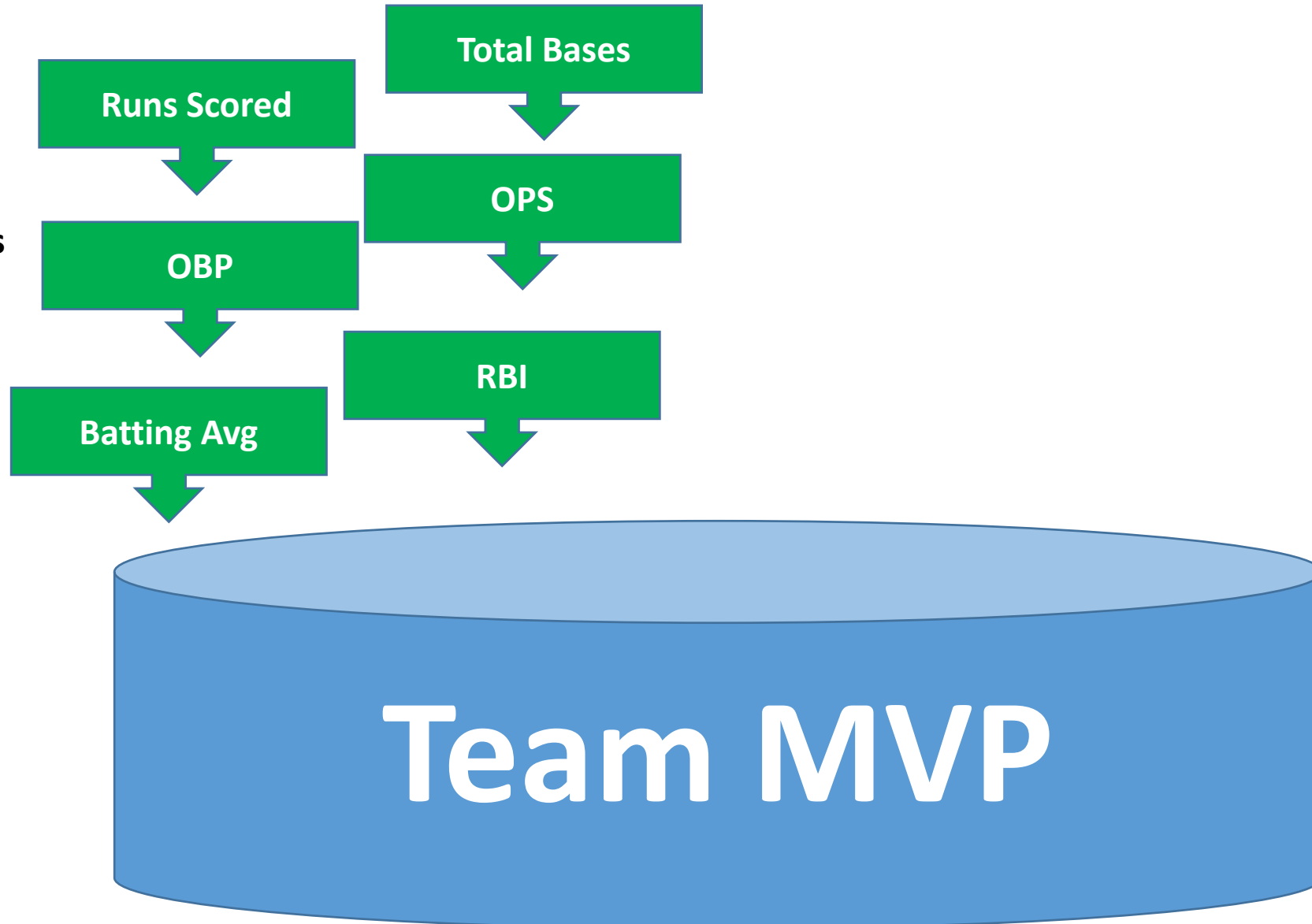
4BaseScore.com

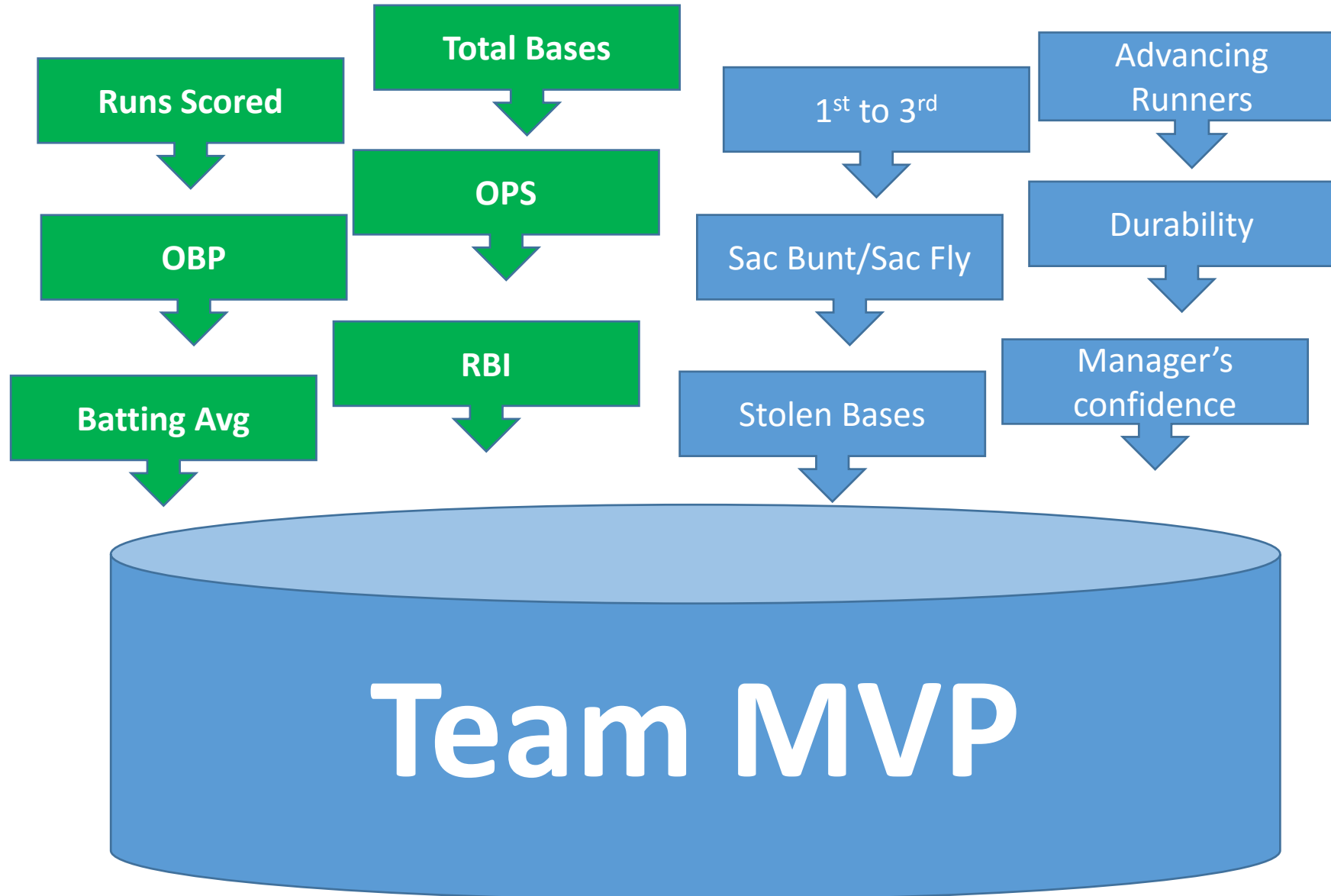
© Cycled Solutions, LLC 2015

Which measure(s) should be used?

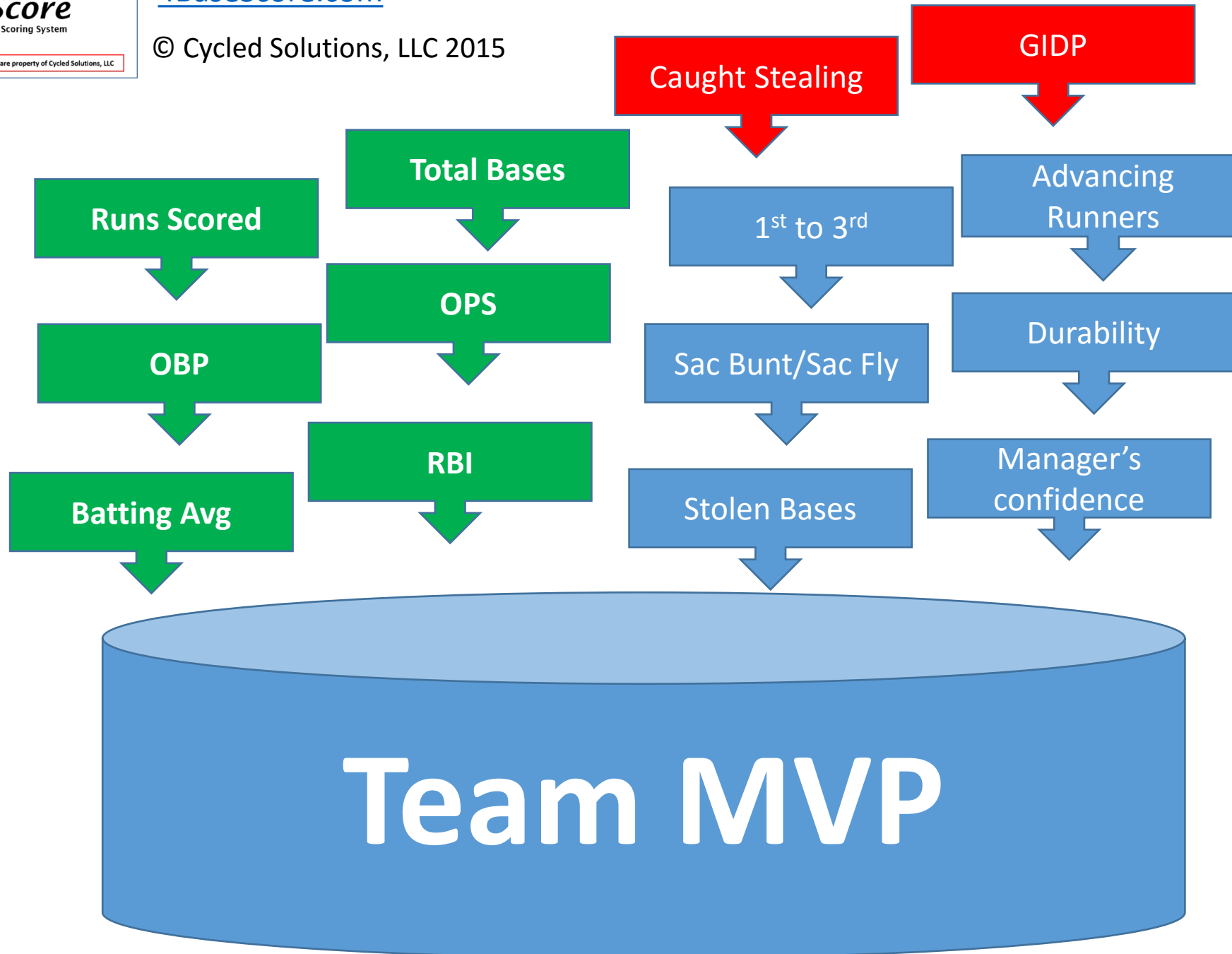
How to weight them?

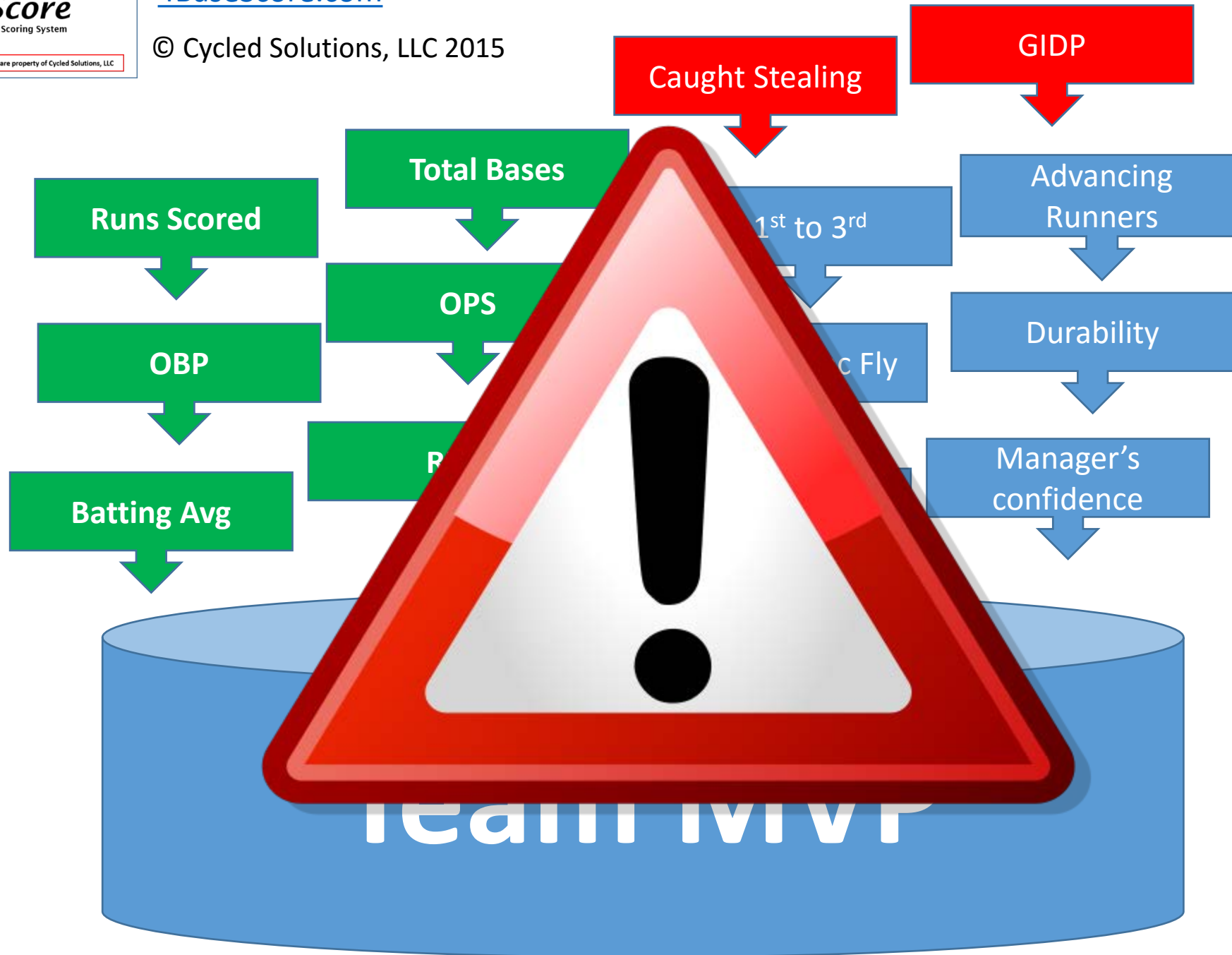
**Must have
Standard Stats**





**Factor in
“Little Things”
&
Intangibles**







4Base Score™ & 4Base Scorecard® & Reports - Patent Pending - are property of Cycled Solutions, LLC

4BaseScore.com

© Cycled Solutions, LLC 2015

A blue cylindrical award ribbon with a white border, positioned horizontally. The text "Team MVP" is written in white, bold, sans-serif font across the center of the ribbon.

Team MVP



4Base Score™ & 4Base Scorecard © & Reports - Patent Pending - are property of Cycled Solutions, LLC

4BaseScore.com

© Cycled Solutions, LLC 2015

Wait a minute ... Much of the time ...

It's not entirely clear who the Star of a single GAME is!



Game MVP

... because in baseball an in-game box score could show 8 guys as “1 for 3”

The image shows a large stadium scoreboard titled "IN-GAME BOX SCORE" for the San Francisco Giants. The scoreboard lists eight players with their positions, names, at-bats, hits, and key plays. The GEICO logo is visible at the bottom of the scoreboard.

Position	Player Name	At-Bats	Hits	Key Plays
CF	GREGOR BLANCO	1-3	1	SOLO HR
2B	JOE PANIK	1-3	1	SINGLE
C	BUSTER POSEY	1-3	1	SINGLE
3B	PABLO SANDOVAL	1-3	1	DOUBLE, RUN
RF	HUNTER PENCE	1-3	1	SINGLE
1B	BRANDON BELT	1-3	1	RBI DOUBLE
DH	MICHAEL MORSE	1-3	1	SINGLE
LF	TRAVIS ISHIKAWA	1-3	1	SINGLE
SS	BRANDON CRAWFORD	0-2	0	

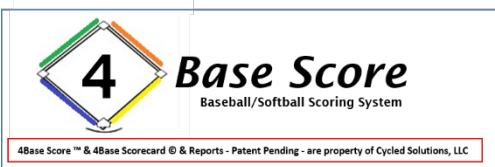


4Base Score™ & 4Base Scorecard® & Reports - Patent Pending - are property of Cycled Solutions, LLC

4BaseScore.com

© Cycled Solutions, LLC 2015

How *can* we determine the Top Contributor of a single game?
(with available tools?)



4BaseScore.com

© Cycled Solutions, LLC 2015

How about the post game Box Score

Oh my ...

?

Scores for May 31, 2015

CIN 8 | NYM 4 | BAL 5 | PHI 1 | MIL 7 | MIN 6 | HOU 0 | STL 3 | CAC 2 | TEX 4

Los Angeles Dodgers										
Hitters	AB	R	H	RBI	BB	SO	#P	AVG	OBP	SLG
Pederson CF	3	1	1	1	1	1	14	.258	.387	.546
Collins 3B	3	0	0	0	1	2	23	.205	.295	.250
García P	0	0	0	0	0	0	0	.000	.000	.000
González 1B	4	0	0	0	0	1	20	.324	.400	.591
Kendrick 2B	4	0	0	0	0	1	16	.290	.350	.430
Ethier RF	3	0	1	0	1	0	19	.305	.395	.519
Grandal C	3	0	0	0	1	0	20	.284	.402	.477
Barnes PR	0	0	0	0	0	0	0	.333	.333	.333
Guerrero LF	3	0	0	0	0	3	10	.290	.323	.656
Hatcher P	0	0	0	0	0	0	0	.000	.000	.000
Turner 3B	1	0	0	0	0	1	4	.303	.389	.525
Rollins SS	3	0	0	0	0	1	9	.202	.269	.339
Anderson P	1	0	0	0	1	1	9	.077	.333	.154
Hernández LF	1	0	0	0	0	1	3	.237	.275	.421
Totals	29	1	2	1	5	12	147			

BATTING
 HR: Pederson (13, 8th Inning off Siegrist 0 on, 2 Out)
 RBI: Pederson (24)
 2-out RBI: Pederson
 Dodgers RISP: 0-3 (Kendrick 0-1, Turner 0-1, González 0-1)
 Team LOB: 6

FIELDING
 DP: 2 (Ethier-González, Kendrick-Rollins-González).
 Outfield Assist: Ethier (Grichuk at 1st base); Hernández (Carpenter at Home).

Los Angeles Dodgers										
Pitchers	IP	H	R	ER	BB	SO	HR	PC-ST	ERA	
Anderson (L, 2-3)	6.0	5	2	2	3	5	1	102-61	3.42	
Hatcher	1.1	1	1	1	2	0	0	21-12	6.89	
García	0.2	2	0	0	0	1	0	12-9	2.91	
Totals	8.0	8	3	3	5	6	1	135-82		

PITCHING
 First-pitch strikes/Batters faced: Anderson 16/23; Hatcher 5/6; García 1/3
 Called strikes-Swinging strikes-Foul balls-In Play strikes: Anderson 23-5-18-15; Hatcher 3-0-5-4; García 1-2-4-2
 Ground Balls-Fly Balls: Anderson 7-3; Hatcher 2-2; García 0-0
 Game Scores: B Anderson 55

St. Louis Cardinals										
Hitters	AB	R	H	RBI	BB	SO	#P	AVG	OBP	SLG
Bourjos CF	4	0	1	0	0	0	10	.258	.323	.393
Carpenter 3B	3	1	1	0	1	1	20	.318	.398	.559
Peralta SS	3	1	2	3	1	1	19	.310	.373	.519
Grichuk LF	4	0	1	0	0	1	19	.286	.318	.556
Molina C	4	0	1	0	0	0	13	.284	.330	.337
Reynolds 1B	3	0	1	0	0	0	8	.250	.319	.389
Heyward RF	3	0	1	0	0	1	12	.251	.303	.398
Kozma 2B	1	0	0	0	1	1	11	.116	.174	.116
a-Wong PH-2B	1	0	0	0	0	0	5	.310	.365	.473
Martínez P	1	0	0	0	1	1	11	.100	.143	.100
Siegrist P	0	0	0	0	0	0	0	.000	.000	.000
b-Jay PH	0	1	0	0	1	0	7	.257	.342	.276
Rosenthal P	0	0	0	0	0	0	0	.000	.000	.000
Totals	27	3	8	3	5	6	135			

a-grounded to shortstop for P Kozma in the 7th
 b-walked for K Siegrist in the 8th

BATTING
 HR: Peralta (8, 1st Inning off Anderson 1 on, 1 Out)
 RBI: Peralta 3 (30)
 GIDP: Wong
 Cardinals RISP: 2-5 (Grichuk 0-1, Bourjos 0-1, Molina 1-2, Peralta 1-1)
 Team LOB: 5

BASERUNNING
 CS: Heyward (1, 2nd base by Anderson); Bourjos (5, 2nd base by Anderson)
 Picked Off: Heyward (1st base by Anderson); Bourjos (1st base by Anderson)

St. Louis Cardinals										
Pitchers	IP	H	R	ER	BB	SO	HR	PC-ST	ERA	
Martínez (W, 5-2)	7.0	1	0	0	3	8	0	108-72	3.13	
Siegrist (H, 8)	1.0	1	1	1	0	3	1	13-11	2.08	
Rosenthal (S, 15)	1.0	0	0	0	2	1	0	26-15	0.74	
Totals	9.0	2	1	1	5	12	1	147-98		

PITCHING
 First-pitch strikes/Batters faced: Martínez 17/25; Siegrist 4/4; Rosenthal 3/5
 Called strikes-Swinging strikes-Foul balls-In Play strikes: Martínez 17-18-23-14; Siegrist 4-2-4-1; Rosenthal 6-1-7-1
 Ground Balls-Fly Balls: Martínez 9-4; Siegrist 0-0; Rosenthal 1-1
 Game Scores: C Martínez 80

Box Score:

- Too much information
- Not enough information
- Information poorly arranged

(i.e. footnotes, requires deciphering, etc.)

Scores for May 31, 2015

CIN 8 | NYM 4 | BAL 5 | PHI 1 | MIL 7 | MIN 6 | HOU 0 | STL 3 | CHC 2 | TEX 4

Los Angeles Dodgers										
Hitters	AB	R	H	RBI	BB	SO	#P	AVG	OBP	SLG
Pederson CF	3	1	1	1	1	1	14	.258	.387	.546
Callaspo 3B	3	0	0	0	1	2	23	.205	.295	.250
García P	0	0	0	0	0	0	0	.000	.000	.000
González 1B	4	0	0	0	0	1	20	.324	.400	.591
Kendrick 2B	4	0	0	0	0	1	16	.290	.350	.430
Ethier RF	3	0	1	0	1	0	19	.305	.395	.519
Grandal C	3	0	0	0	1	0	20	.284	.402	.477
Barnes PR	0	0	0	0	0	0	0	.333	.333	.333
Guerrero LF	3	0	0	0	0	3	10	.290	.323	.656
Hatcher P	0	0	0	0	0	0	0	.000	.000	.000
Turner 3B	1	0	0	0	0	1	4	.303	.389	.525
Rollins SS	3	0	0	0	0	1	9	.202	.269	.339
Anderson P	1	0	0	0	1	1	9	.077	.333	.154
Hernández LF	1	0	0	0	0	1	3	.237	.275	.421
Totals	29	1	2	1	5	12	147			

BATTING
 HR: Pederson (13, 8th Inning off Siegrist 0 on, 2 Out)
 RBI: Pederson (24)
 2-out RBI: Pederson
 Dodgers RISP: 0-3 (Kendrick 0-1, Turner 0-1, González 0-1)
 Team LOB: 6

FIELDING
 DP: 2 (Ethier-González, Kendrick-Rollins-González).
 Outfield Assist: Ethier (Grichuk at 1st base); Hernández (Carpenter at Home).

Los Angeles Dodgers										
Pitchers	IP	H	R	ER	BB	SO	HR	PC-ST	ERA	
Anderson (L, 2-3)	6.0	5	2	2	3	5	1	102-61	3.42	
Hatcher	1.1	1	1	1	2	0	0	21-12	6.89	
García	0.2	2	0	0	0	1	0	12-9	2.91	
Totals	8.0	8	3	3	5	6	1	135-82		

PITCHING
 First-pitch strikes/Batters faced: Anderson 16/23; Hatcher 5/6; García 1/3
 Called strikes-Swinging strikes-Foul balls-In Play strikes: Anderson 23-5-18-15; Hatcher 3-0-5-4; García 1-2-4-2
 Ground Balls-Fly Balls: Anderson 7-3; Hatcher 2-2; García 0-0
 Game Scores: B Anderson 66

St. Louis Cardinals										
Hitters	AB	R	H	RBI	BB	SO	#P	AVG	OBP	SLG
Bourjos CF	4	0	1	0	0	0	10	.258	.323	.393
Carpenter 3B	3	1	1	0	1	1	20	.318	.398	.559
Peralta SS	3	1	2	3	1	1	19	.310	.373	.519
Grichuk LF	4	0	1	0	0	1	19	.286	.318	.556
Molina C	4	0	1	0	0	0	13	.284	.330	.337
Reynolds 1B	3	0	1	0	0	0	8	.250	.319	.389
Heyward RF	3	0	1	0	0	1	12	.251	.303	.398
Kozma 2B	1	0	0	0	1	1	11	.116	.174	.116
a-Wong PH-2B	1	0	0	0	0	0	5	.310	.365	.473
Martínez P	1	0	0	0	1	1	11	.100	.143	.100
Siegrist P	0	0	0	0	0	0	0	.000	.000	.000
b-Way PH	0	1	0	0	1	0	7	.257	.342	.276
Rosenthal P	0	0	0	0	0	0	0	.000	.000	.000
Totals	27	3	8	3	5	6	135			

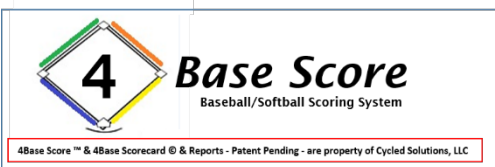
a-grounded to shortstop for P Kozma in the 7th
 b-walked for K Siegrist in the 8th

BATTING
 HR: Peralta (8, 1st Inning off Anderson 1 on, 1 Out)
 RBI: Peralta 3 (30)
 GDP: Wong
 Cardinals RISP: 2-5 (Grichuk 0-1, Bourjos 0-1, Molina 1-2, Peralta 1-1)
 Team LOB: 5

BASERUNNING
 CS: Heyward (1, 2nd base by Anderson); Bourjos (5, 2nd base by Anderson)
 Picked Off: Heyward (1st base by Anderson); Bourjos (1st base by Anderson)

St. Louis Cardinals										
Pitchers	IP	H	R	ER	BB	SO	HR	PC-ST	ERA	
Martínez (W, 5-2)	7.0	1	0	0	3	8	0	108-72	3.13	
Siegrist (H, 8)	1.0	1	1	1	0	3	1	13-11	2.08	
Rosenthal (S, 15)	1.0	0	0	0	2	1	0	26-15	0.74	
Totals	9.0	2	1	1	5	12	1	147-98		

PITCHING
 First-pitch strikes/Batters faced: Martínez 17/25; Siegrist 4/4; Rosenthal 3/5
 Called strikes-Swinging strikes-Foul balls-In Play strikes: Martínez 17-18-23-14; Siegrist 4-2-4-1; Rosenthal 6-1-7-1
 Ground Balls-Fly Balls: Martínez 9-4; Siegrist 0-0; Rosenthal 1-1
 Game Scores: C Martínez 80



4BaseScore.com

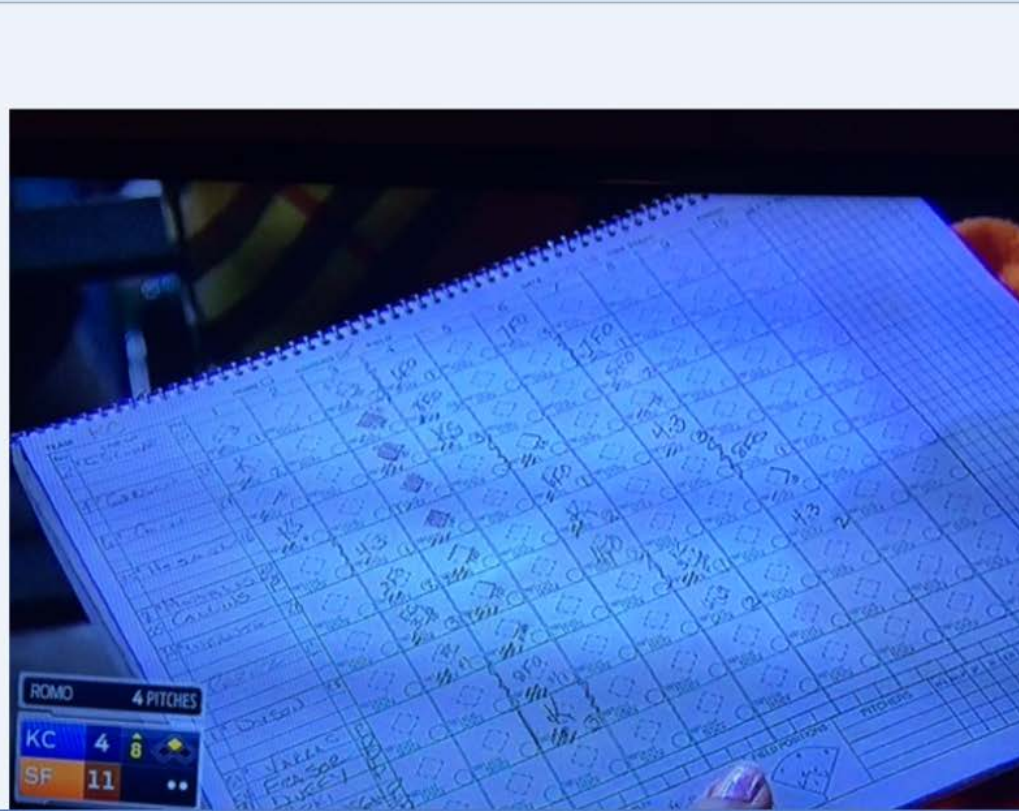

© Cycled Solutions, LLC 2015

Well ... there's always the Scorecard!

Ah yes ... baseball *hieroglyphics*

This certainly clarifies everything!

(Even Harold & Joe think it's ridiculous)





4Base Score™ & 4Base Scorecard® & Reports - Patent Pending - are property of Cycled Solutions, LLC

4BaseScore.com

© Cycled Solutions, LLC 2015

As a long time consumer of next day baseball information

I was frustrated with what was available ...

Let's review:

I want to know which player did the best? ... maybe 3 Stars of the Game? ... who might've contributed "under the radar"?

- One source gives me columns of numbers but no context of the game (no story).

- Another source gives me some of the story (assuming you can read it) but no compiled numbers.

Kansas City	AB	R	H	RBI	BB	SO	LOB	AVG
Escobar, A, SS	5	0	1	0	0	1	0	.353
Gordon, A, LF	5	1	1	0	0	1	1	.125
Cain, J, RF	5	1	2	0	0	1	1	.257
Hopkins, 1B	5	1	3	1	0	1	2	.267
Houston, 2B	3	1	0	0	1	0	2	.231
Collins, P	0	0	0	0	0	0	0	.000
Infante, 2B	4	0	1	2	0	1	1	.231
Perez, S, C	4	0	3	1	0	0	1	.357
Dyson, J, CF	3	0	1	0	1	0	2	.286
Vargas, P	2	0	0	0	0	1	3	.000
Frasor, P	0	0	0	0	0	0	0	.000
Duffy, P	0	0	0	0	0	0	0	.000
a-Noli, PH	1	0	0	0	0	0	1	.000
Finnegan, P	0	0	0	0	0	0	0	.000
Nix, J, 3B	1	0	0	0	0	1	1	.000
Totals	35	4	12	4	2	7	16	.242


a-Grounded into a double play for Duffy in the 6th.

BATTING
2B: Hoerner (1), Pett, Y, Gordon, A (2), Brockland.
3B: Perez, S (2), Dyson, J, Cain, J, Gordon, A (2), Infante, Escobar, A, Hoerner, 4.
RBI: Hoerner (2), Infante (4), Perez, S (4).
2-out RBI: Hoerner, Infante (2), Perez, S.
Runners left in scoring position, 2 out: Vargas (2), Perez, S, Nix, J, Hoerner.
ODP: Aoki.
Team RISP: 4-for-11.
Team LOB: 9.

SA BERRUNNING
SB: Gordon, A (1), 2nd base off Vogeisong/Posej.

FIELDING
E: Collins (1, throw).

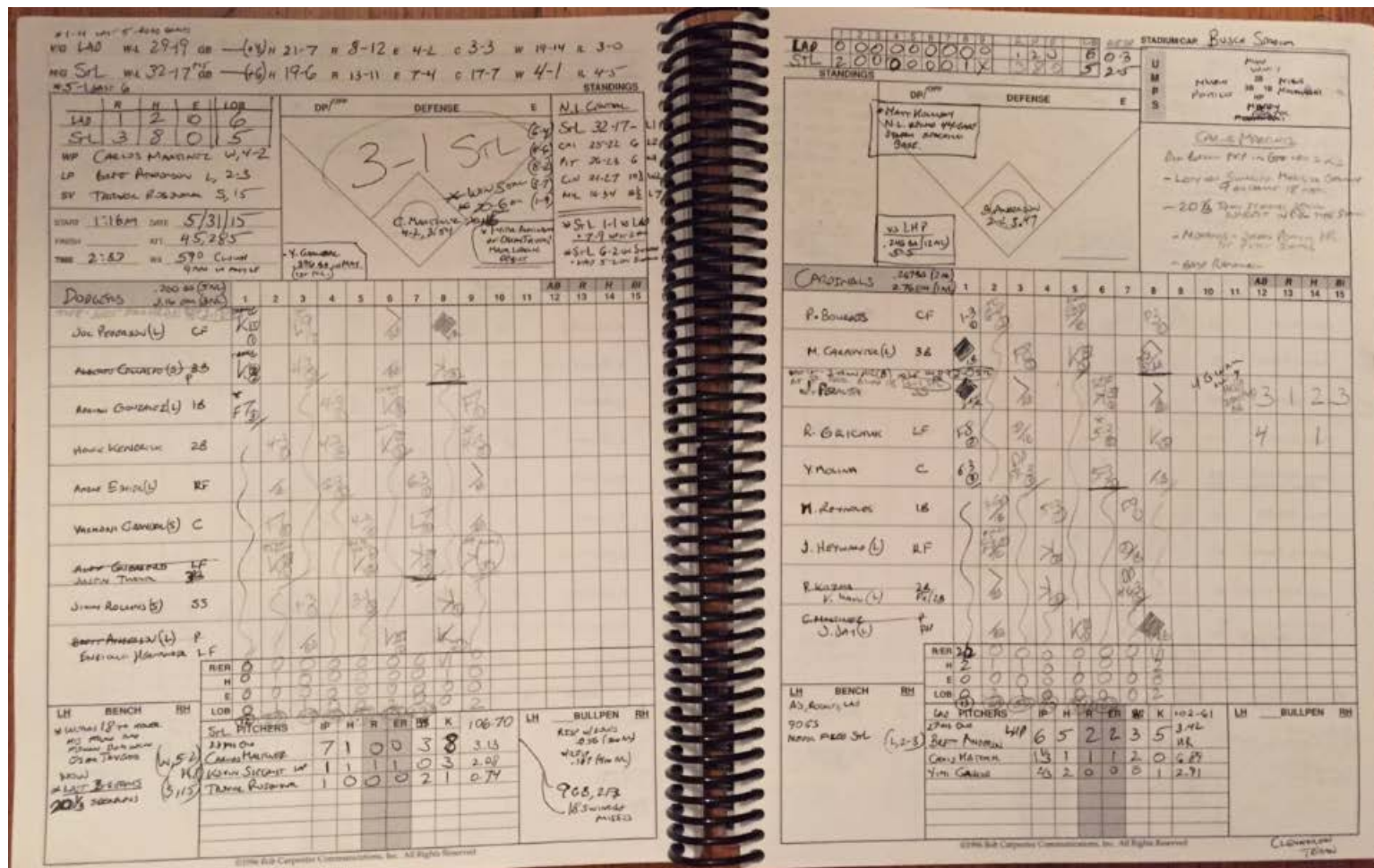
Kansas City	IP	H	R	ER	BB	SO	HR	ERA
Vargas	4.0	6	3	3	2	3	0	6.75
Frasor	0.1	1	1	1	0	0	0	6.75
Duffy	0.2	1	0	0	1	1	0	4.91
Finnegan (L, 0-1)	1.0	5	5	5	2	0	0	27.00
Collins	2.0	3	2	2	1	2	0	4.50
Totals	8.0	16	11	11	6	6	0	6.88



Traditional Scorecard:

- Best feature:
Captures the critical elements of the game

But ... certainly some deficiencies ...



The image displays two pages of a handwritten baseball scorecard from a spiral notebook. The left page is for a game between STL (St. Louis Cardinals) and N.L. Central. The score is STL 3, N.L. Central 1. The right page is for a game between STL and STL, with STL leading 6-5. Both pages include a diamond diagram, player statistics, and a game log.

Left Page (STL vs N.L. Central):

- Score: STL 3, N.L. Central 1
- Game Log: STL 3, N.L. Central 1
- Player Statistics:

Player	AB	R	H	RBI
Jac. Pomeroy (L) CF	4	0	1	0
Adrian Gonzalez (R) 2B	4	0	1	0
Benji Gonzalez (L) 1B	4	0	1	0
Hank Kendrick 2B	4	0	1	0
Andre Espino (L) RF	4	0	1	0
Wendell Gonzalez (S) C	4	0	1	0
Scott Anderson (L) LF	4	0	1	0
Barry Anderson (L) P	0	0	0	0

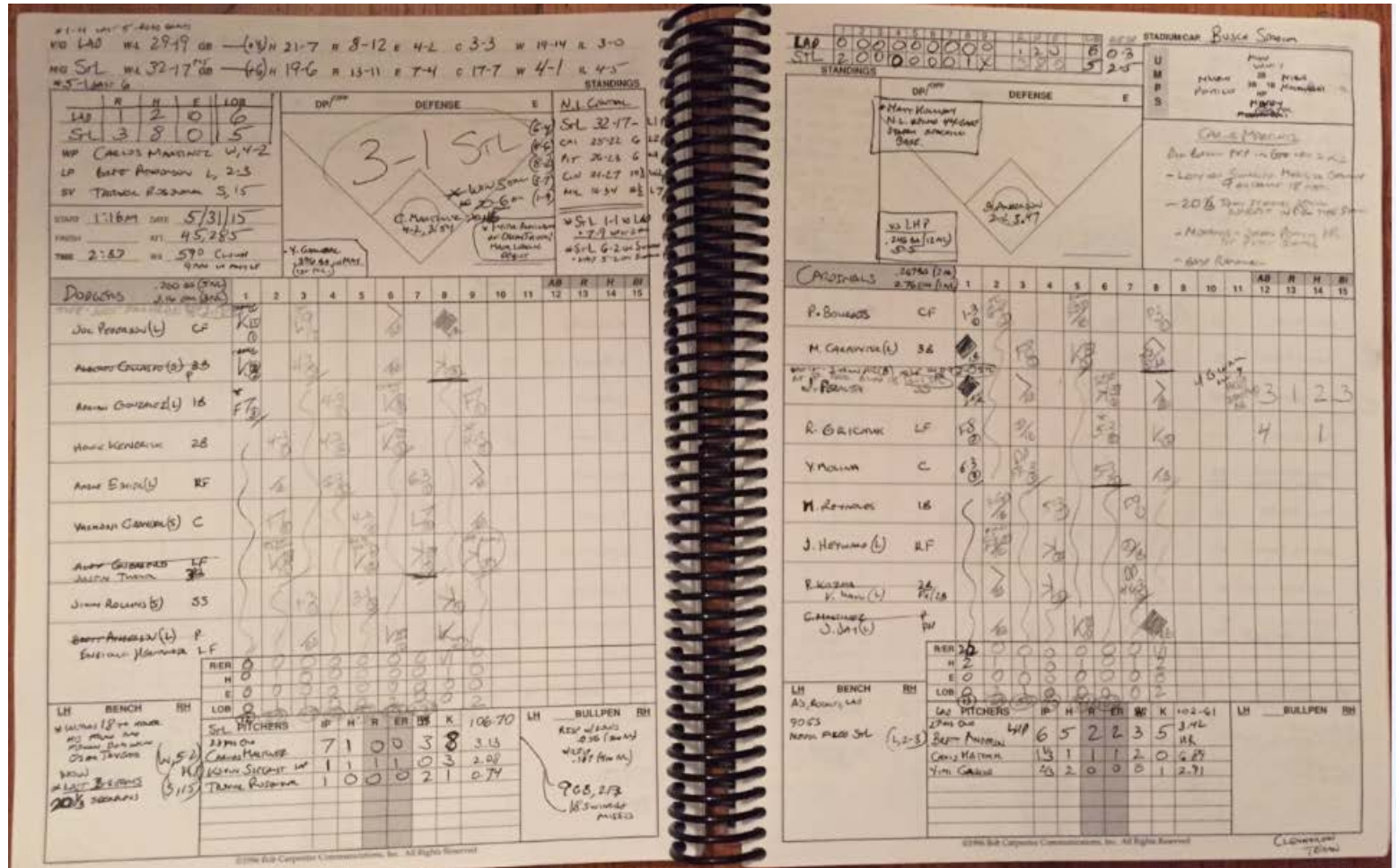
Right Page (STL vs STL):

- Score: STL 6, STL 5
- Game Log: STL 6, STL 5
- Player Statistics:

Player	AB	R	H	RBI
P. Bourgeois CF	4	1	1	0
M. Gonzalez (L) 3B	4	1	1	0
R. Gonzalez LF	4	1	1	0
Y. Molina C	4	1	1	0
M. Ramirez 1B	4	1	1	0
J. Heyward (L) RF	4	1	1	0
R. Kinsler (L) 2B	4	1	1	0
G. Machado (L) SS	4	1	1	0

Traditional Scorecard:

- Too confining – issues with extra innings, player substitutions, text on a complicated play
- Too much information pushed out to the margins
- Need for reader to match pitchers to batters



The image displays two pages of a traditional baseball scorecard, likely from a spiral notebook, showing game details and player statistics.

Left Page (Game 1):

- Score:** STL 3, LAD 1
- Standings:** STL 32-17, LAD 21-7
- Game Info:** Date 5/31/15, Time 2:57
- Pitchers:** STL: Carlos Martinez (W, 4-2), LAD: Trevor Rosenda (L, 2-3)
- Defense:** STL 3-1 STL
- Table:** A table with columns for innings (1-15) and rows for players: J. Pizarro (CF), Andrew Green (SS), Ryan Gonzalez (LF), Hank Kenrick (2B), Andre Espino (RF), Wendell Gamble (C), Adam Greenfield (LF), Jimmy Rollins (SS), Scott Anderson (P).
- Bottom Section:** Includes a table for pitchers and batters, and a bullpen log.

Right Page (Game 2):

- Score:** STL 6, LAD 3
- Standings:** STL 32-17, LAD 21-7
- Game Info:** Date 5/31/15, Time 2:57
- Pitchers:** STL: Carlos Martinez (W, 4-2), LAD: Trevor Rosenda (L, 2-3)
- Defense:** STL 6-3 STL
- Table:** A table with columns for innings (1-9) and rows for players: P. Bourgeois (CF), M. Greenfield (SS), J. Pizarro (LF), R. Gonzalez (LF), Y. Molina (C), M. Rollins (1B), J. Heyman (RF), P. Rollins (P), J. Heyman (P).
- Bottom Section:** Includes a table for pitchers and batters, and a bullpen log.



4Base Score™ & 4Base Scorecard® & Reports - Patent Pending - are property of Cycled Solutions, LLC

4BaseScore.com

© Cycled Solutions, LLC 2015

I've wondered ...

Why can't a Scorecard be more logically arranged

more accommodating to the game?



4Base Score™ & 4Base Scorecard® & Reports - Patent Pending - are property of Cycled Solutions, LLC

4BaseScore.com

© Cycled Solutions, LLC 2015

I've wondered ...

Why can't a Scorecard be more logically arranged

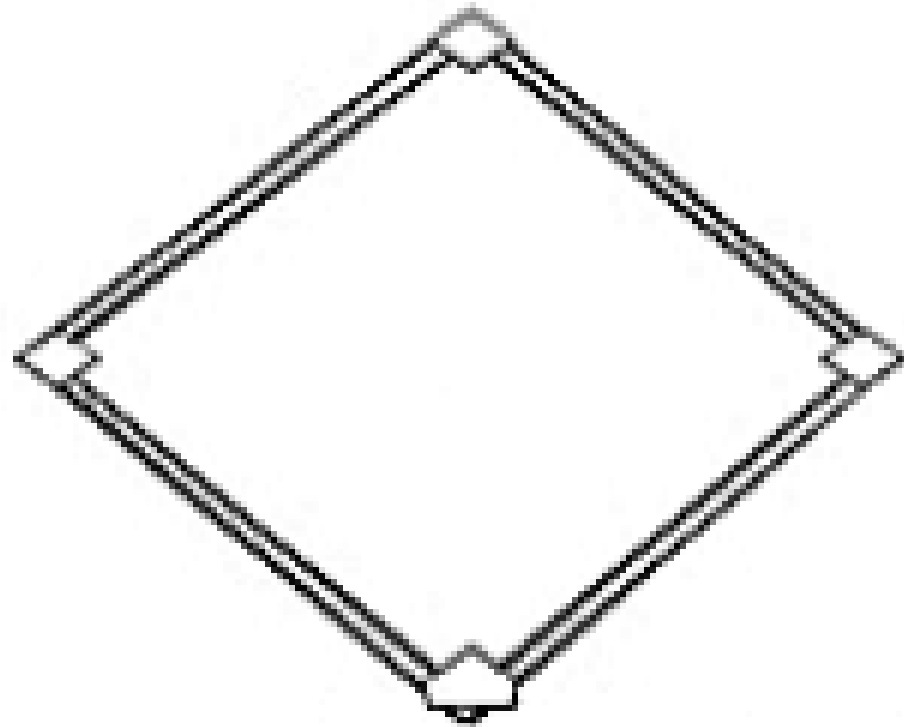
more accommodating to the game?

I decided to build my own

I use the traditional scorecard as my guide

AND

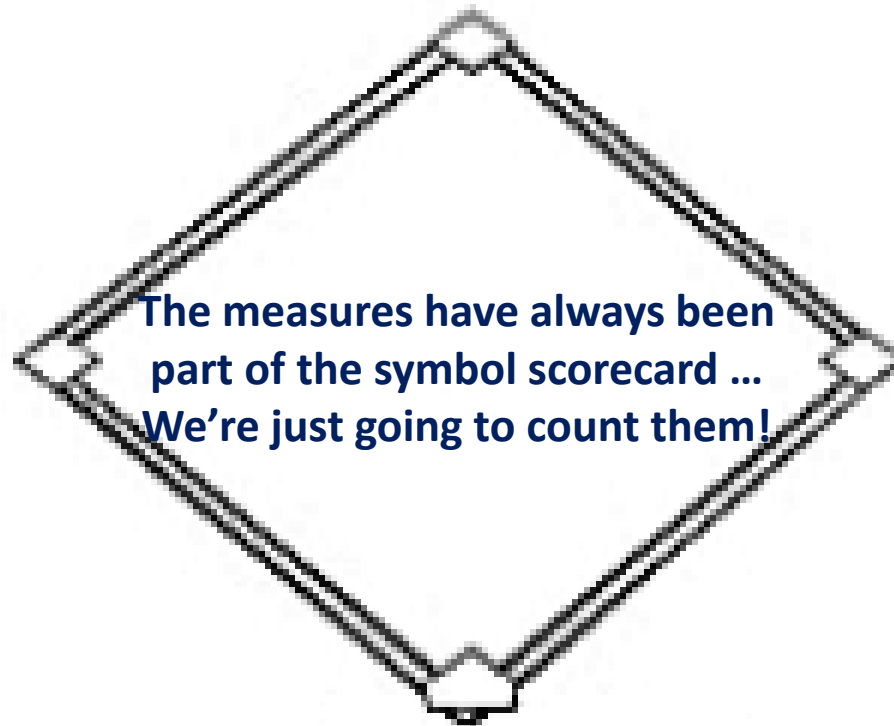
COUNT 4 Measures



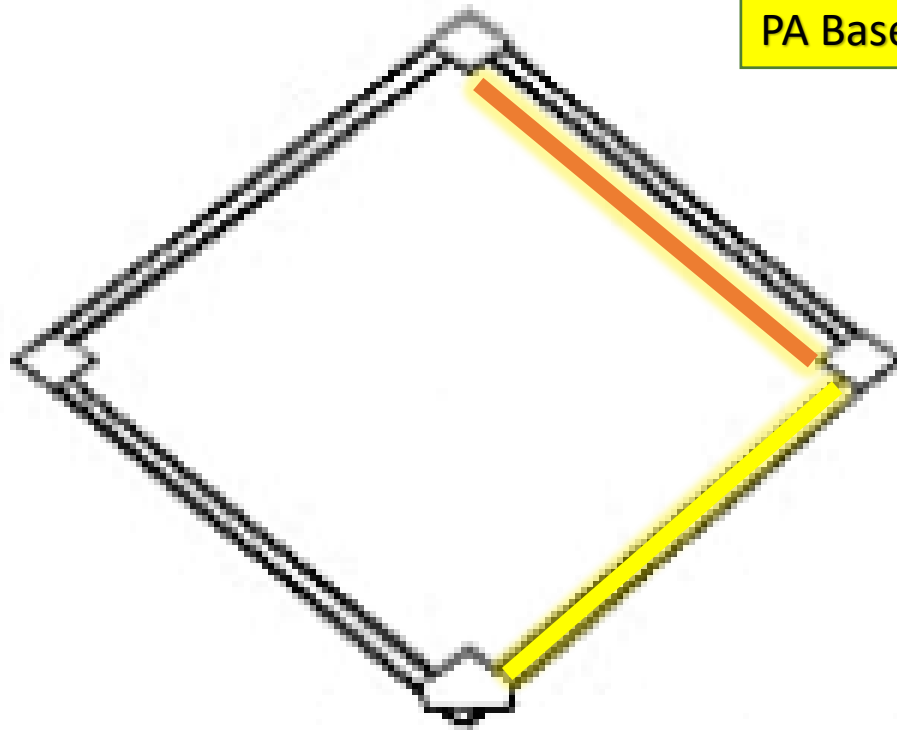
I use the traditional scorecard as my guide

AND

COUNT 4 Measures



4 Measures



PA Bases

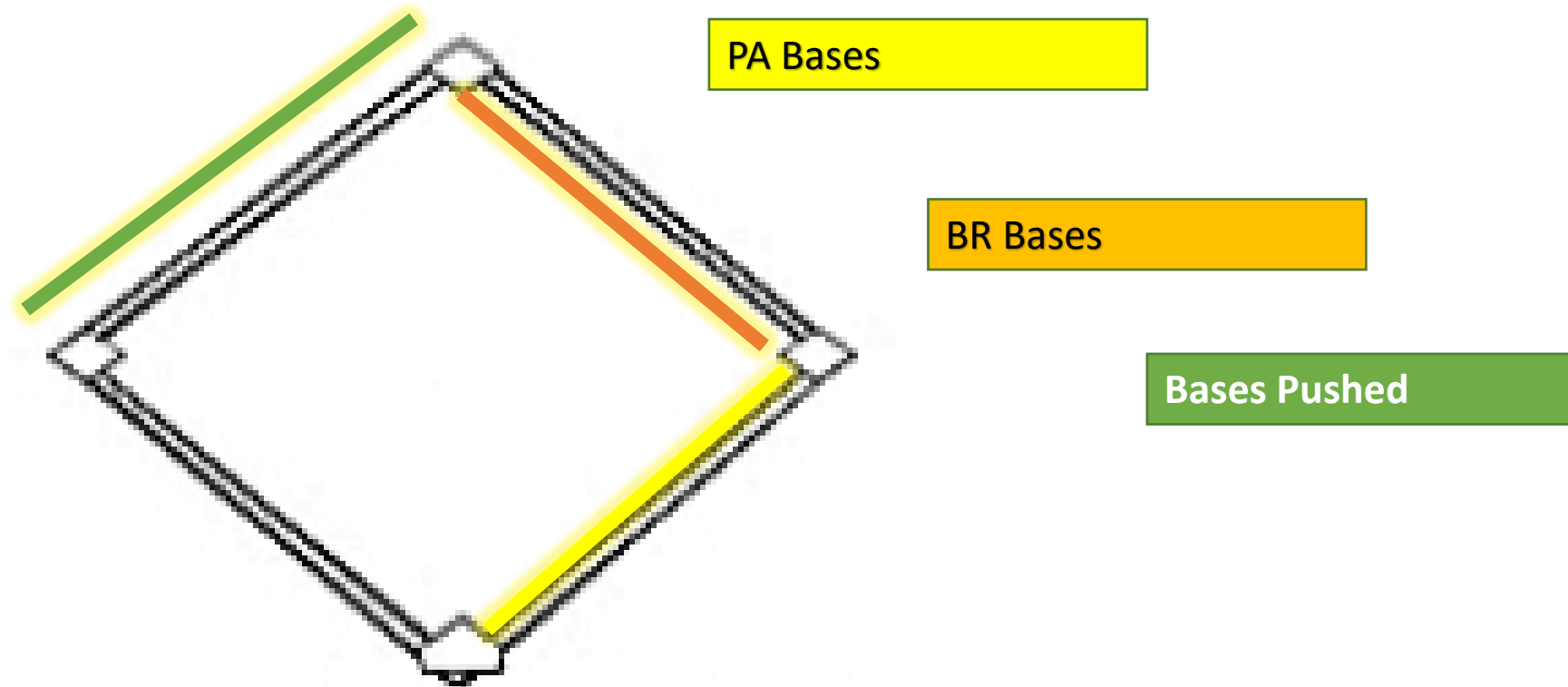
BR Bases

4Base Score

Player % Control

Player	% Control
Atkins	17.1%
Beane	12.1%
Buck	12.2%
Price	13.9%
Sanderson	13.9%
Walt	7.8%
Whitcomb	6.2%
Wright	6.0%
Wright, M.	3.2%
Wright, J.	3.2%
Zito	2.0%
Walt	1.9%
Whitcomb	0.9%

4 Measures



4Base Score

Player % Control

Player	% Control
Atkins	17.1%
Beane	12.1%
Brown	12.2%
Chase	12.2%
Price	13.6%
Sanderson	13.6%
Walt	7.6%
Wendling	2.0%
Wright	2.0%
Wright, M.	2.0%
Wright, J.	2.0%
Zito	2.0%
Walt	2.0%
Wendling	2.0%

4 Measures



PA Bases

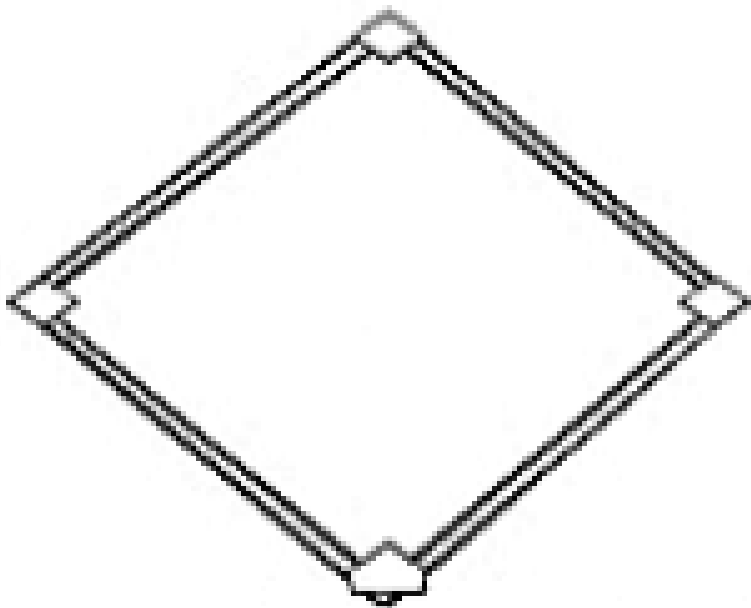
BR Bases

Bases Pushed

Player % Contrib	
At bats	17.1%
Errors	12.1%
Runs	12.2%
Runs Allowed	12.2%
Runs Scored	13.9%
Runs Scored Allowed	13.9%
Saves	7.8%
Strikeouts	2.0%
Walks	4.0%
Walks Allowed	3.0%
Wild Pitches	0.8%
Wild Pitches Allowed	2.0%
Runs Allowed	1.0%
Runs Scored Allowed	4.0%

4 Base Scoring defined:

The extent each player contributes to advancing himself and/or lead runners around 4 Bases.



not “SABR-metric” ... instead ...

The objective is to numerically represent the
Traditional Symbol Scorecard!



4Base Score™ & 4Base Scorecard® & Reports - Patent Pending - are property of Cycled Solutions, LLC

4BaseScore.com


© Cycled Solutions, LLC 2015

4 Base Scorecard:

#1

Read Top to Bottom

Extend downward





4Base Score™ & 4Base Scorecard® & Reports - Patent Pending - are property of Cycled Solutions, LLC

4BaseScore.com


© Cycled Solutions, LLC 2015

4 Base Scorecard:

#2

Must Match

Pitcher to Batter



Player % Control	
Player	
Player 1	17.1%
Player 2	17.1%
Player 3	17.1%
Player 4	17.1%
Player 5	17.1%
Player 6	17.1%
Player 7	17.1%
Player 8	17.1%
Player 9	17.1%
Player 10	17.1%
Player 11	17.1%
Player 12	17.1%
Player 13	17.1%
Player 14	17.1%
Player 15	17.1%
Player 16	17.1%
Player 17	17.1%
Player 18	17.1%
Player 19	17.1%
Player 20	17.1%


4 Base Scorecard:

#3

Numerically Tally

Advancement Around 4 Bases

(simple Add/Subtract)



Using the 4Base measures + the Traditional Scorecard as my Guide ...

PA Bases

BR Bases

Bases Pushed



Transform the Hieroglyphics into Stats

So the symbolic view on the left – 1st inning of a LAA vs MIN game from 2014 - translates to the numeric representation on the right:

BATTER	PO	1
CALHOUN .274 RF	3	SB 1B
TROUT .310 CF	3	K
PUJOLS .262 DH	5	SB 1B
HAMILTON .321 LF	5	X
AYBAR .284 SS		2B
KENDRICK .330 2B		



		Player Filter	RBI - or - Non-RBI Run Scored		On Bs Status & PA/ BR Bases	Bases Pushed	Player 4Score
Inning	Opp Pitcher	Ro.	Bat Order	(All) (All) Play			
1	Nolasco, R.	1	1	Calhoun GB 6-8.Single+2ndSB	1	1 PA 3 BR	4
		2	2	Trout K	0 PA 0 BR		
		3	3	Pujols GB 7.Single+2ndSB	1	1 PA 3 BR	7
		4	4	Hamilton K	0 PA 0 BR		
		5	5	Aybar PU 7.Double	1	2 PA 0 BR	5
		6	6	Kendrick LD 8	0 PA 0 BR		



PA Bases

BR Bases

Bases Pushed

4Base Scorecard

Reads Top to Bottom

Extends Downward

Matches Pitcher to Batter

Room for Play Text

							RBI - or - Non-RBI Run Scored		On Bs Status & PA/BR Bases		Bases Pushed		Player 4Score	
Inning	Opp Pitcher	Ro..	Bat Ord..	Player	BIP Ty..	Play Text	Ro..	PA/BR	Ro..	Bases Pushed	Ro..	4Score		
1	Guthrie, J.	5	1	Wong	GB	3.Single+2ndSB	5	3 PA 2 BR	5		5	3		
		6	2	Carpenter	GB	1-3	6	0 PA BR	6	1	6	1		
		7	3	Peralta		K	7	PA BR	7		7	0		
		8	4	Reynolds		K	8	PA BR	8		8	0		
2	Guthrie, J.	15	5	Molina	GB	8.Single+FO'd-5U	15	1 PA BR	15		15	1		
		16	6	Heyward	GB	5U-FO-E5	16	2 PA BR	16	-1	16	1		
		17	7	Grichuk	GB	1-3	17	PA BR	17		17	0		
		18	8	Jay		IBB	18	1 PA BR	18		18	1		
		19	9	Lyons		K	19	PA BR	19		19	0		
23	1	Wong	LD		9.Triple	23	3 PA 1 BR	23		23	4			
24	2	Carpenter	LD		9.Single-Out2nd-9-6	24	1 PA -1 BR	24	1	24	2			
25	3	Peralta	LD		8	25	PA BR	25		25				



PA Bases
BR Bases

Bases Pushed

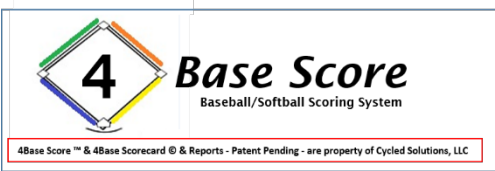
4Base Scorecard

Simply Tallies game action

Each line = Player's full
Offensive Appearance

(From batters box back to
dugout)

Inning	Opp Pitcher	Ro.	Bat Ord..	Player	BIP Ty..	Play Text	RBI - or - Non-RBI Run Scored		On Bs Status & PA/BR Bases	Bases Pushed	Player 4Score
							RBI	Run	PA	BR	PA
1	Guthrie, J.	5	1	Wong	GB	3.Single+2ndSB			3 1 PA 2 BR		3
		6	2	Carpenter	GB	1-3			0 PA BR	1	1
		7	3	Peralta		K			PA BR		0
		8	4	Reynolds		K			PA BR		0
		15	5	Molina	GB	8.Single+FO'd-5U			1 PA BR		1
2	Guthrie, J.	16	6	Heyward	GB	5U-FO-E5			2 PA BR	-1	1
		17	7	Grichuk	GB	1-3			PA BR		0
		18	8	Jay		IBB			1 PA BR		1
		19	9	Lyons		K			PA BR		0
		23	1	Wong	LD	9.Triple			3 PA 1 BR		4
		24	2	Carpenter	LD	9.Single-Out2nd-9-6	1		1 PA -1 BR	1	2
		25	3	Peralta	LD	8			PA BR		



4BaseScore.com

© Cycled Solutions, LLC 2015

Let's look at specific elements 4Base Scorecard captures/tallies

Count all productive outs –

RBI - or - Non-RBI Run Scored							On Bs Status & PA/BR Bases	Bases Pushed	Player 4Score
Inning	Opp Pitcher	Ro..	Bat Ord..	Player	BIP Ty..	Play Text	On Bs	PA/BR	Player 4Score
1	Guthrie, J.	5	1	Wong	GB	3.Single+2ndSB	3	1 PA 2 BR	3
		6	2	Carpenter	GB	1-3	0	0 PA BR	1
		7	3	Peralta		K	0	PA BR	0
		8	4	Reynolds		K	0	PA BR	0
2	Guthrie, J.	15	5	Molina	GB	8.Single+FO'd-5U	0	1 PA BR	1
		16	6	Heyward	GB	5U-FO-E5	2	2 PA BR	-1
		17	7	Grichuk	GB	1-3	0	PA BR	0
		18	8	Jay		IBB	1	1 PA BR	1
		19	9	Lyons		K	0	PA BR	0
		23	1	Wong	LD	9.Triple	3	3 PA 1 BR	4
		24	2	Carpenter	LD	9.Single-Out2nd-9-6	1	1 PA -1 BR	2
		25	3	Peralta	LD	8	0	PA BR	0


Count all productive outs – whether deemed “sacrificial” or not!

RBI - or - Non-RBI Run Scored							On Bs Status & PA/BR Bases	Bases Pushed	Player 4Score
Inning	Opp Pitcher	Ro..	Bat Ord..	Player	BIP Ty..	Play Text			
1	Guthrie, J.	5	1	Wong	GB	3.Single+2ndSB	3	1 PA 2 BR	3
		6	2	Carpenter	GB	1-3	0 PA BR	1	1
		7	3	Peralta		K	PA BR		0
		8	4	Reynolds		K	PA BR		0
2	Guthrie, J.	15	5	Molina	GB	8.Single+FO'd-5U	1 PA BR		1
		16	6	Heyward	GB	5U-FO-E5	2 PA BR	-1	1
		17	7	Grichuk	GB	1-3	PA BR		0
		18	8	Jay		IBB	1 PA BR		1
		19	9	Lyons		K	PA BR		0
		23	1	Wong	LD	9.Triple	3 PA 1 BR		4
		24	2	Carpenter	LD	9.St			
		25	3	Peralta	LD				

51	8	Jay		Walk		2	1 PA 1 BR		2
52	9	Bourjos	GB	1-3-SacBunt		1	0 PA BR		1
6		Morales, F.							

RBI - or - Non-RBI Run Scored							On Bs Status & PA/BR Bases	Bases Pushed	Player 4Score
Inning	Opp Pitcher	Ro..	Bat Ord..	Player	BIP Ty..	Play Text	Ro..	Ro..	Ro..
1	Guthrie, J.	5	1	Wong	GB	3.Single+2ndSB	5	3	3
		6	2	Carpenter	GB	1-3	6	1	1
		7	3	Peralta		K	7	0	0
		8	4	Reynolds		K	8	0	0
2	Guthrie, J.	15	5	Molina	GB	8.Single+FO'd-5U	15	1	1
		16	6	Heyward	GB	5U-FO-E5	16	-1	1
		17	7	Grichuk	GB	1-3	17	0	0
		18	8	Jay		IBB	18	1	1
		19	9	Lyons		K	19	0	0
		23	1	Wong	LD	9.Triple	23	4	4
		24	2	Carpenter	LD	9.Single-Out2nd-9-6	24	1	2
		25	3	Peralta	LD	8	25		

**Conversely ...
Count (as negative)
all "Predator" outs**



Let's stop and Note ...

In Standard Stats/Box Scores:

**A Productive Out = A Predator Out (i.e. force out lead runner)
It's an Out**

4Base Scoring appropriately tallies the True Impact:

Typical Predator Out = -1 (or worse)

Productive Out = +1 (or more)

- much debate about Productive Outs. However, 4Base scoring isn't *rewarding* the occurrence, simply tallying the numeric impact on the bases.

BR Bases

BR BASES

4Base scoring captures good base running

A player who typically goes 1st to 3rd, 1st to home, etc.

Will end up with good BR Bases number

(in 2013 & 2014 Jon Jay was the poster child for an under the radar Good BR Bases guy)

Likewise – Negative base running is captured

Critical element in the context of the game.

4Base-Score numerically tallies base running outs

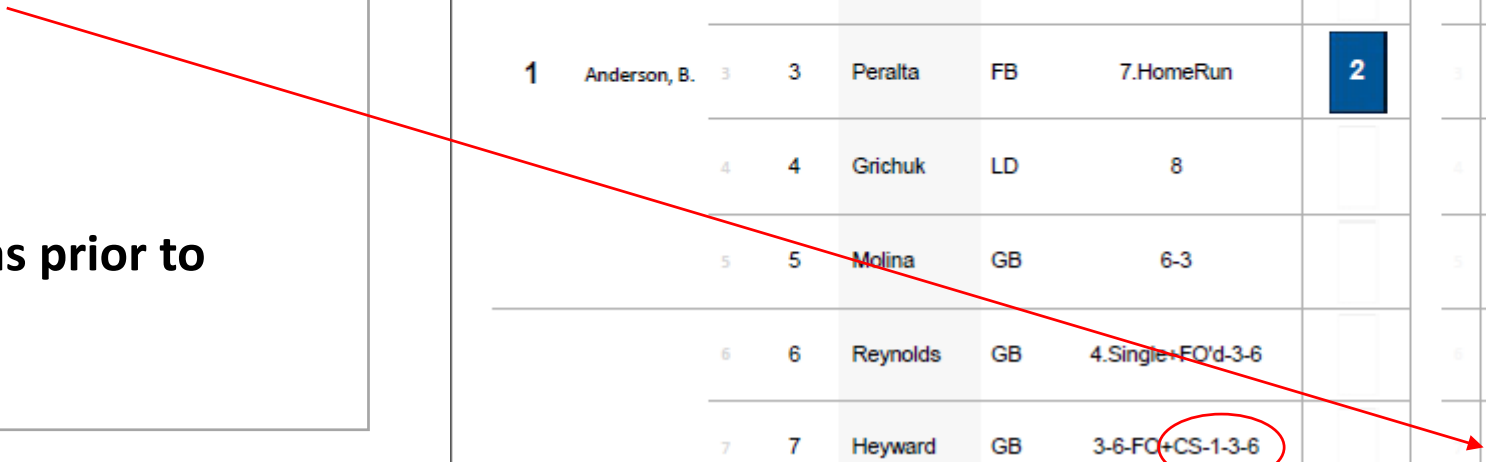
And

Visually shows where player was prior to Negative BR Out.

STL-Game050 - 05-31-15 - LAD-1-STL-3

STL - Win (33-17) - W: Lyons (1-0) - L: Guthrie (4-4) - Sv: Rosenthal (21) - Reynolds is Top Contributor in STL Win

4Base Score		RBI - or - Non-RBI Run Scored		On Bs Status & PA/BR Bases		Ba Pus		
Inning	Opp Pitcher	Ro..	Bat Ord..	Player	BIP Ty..	Play Text	Ro..	Pa BR
		1	1	Bourjos	GB	1-3		PA BR
		2	2	Carpenter	LD	8.Single		1 PA 3 BR
1	Anderson, B.	3	3	Peralta	FB	7.HomeRun	2	4 PA BR
		4	4	Grichuk	LD	8		PA BR
		5	5	Molina	GB	6-3		PA BR
		6	6	Reynolds	GB	4.Single+FO'd-3-6		1 PA 1 BR
		7	7	Heyward	GB	3-6-FC+CS-1-3-6		1 PA -1 BR



4Base-Scoring:
Captures Negative BR Bases

During 1 STL game alone Negative BR happened:

In the 2nd Inning

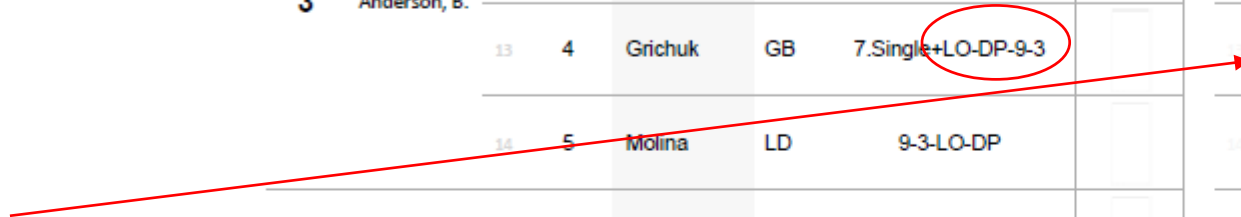
							STL-Game050 - 05-31-15 - LAD-1-STL-3			
							STL - Win (33-17) - W: Lyons (1-0) - L: Guthrie (4-4) - Sv: Rosenthal (21) - Reynolds is Top Contributor in STL Win			
							RBI - or - Non-RBI Run Scored	On Bs Status & PA/BR Bases	Bases Pushed	Player 4Score
Inning	Opp Pitcher	Ro..	Bat Ord..	Player	BIP Ty..	Play Text				
		1	1	Bourjos	GB	1-3		 PA BR		0
		2	2	Carpenter	LD	8.Single		 1 PA 3 BR		4
1	Anderson, B.	3	3	Peralta	FB	7.HomeRun	2	 4 PA BR	7	13
		4	4	Grichuk	LD	8		 PA BR		0
		5	5	Molina	GB	6-3		 PA BR		0
		6	6	Reynolds	GB	4.Single+FO'd-3-6		 1 PA 1 BR		2
		7	7	Heyward	GB	3-6-FC+CS-1-3-6		 1 PA -1 BR	-1	-1
2	Anderson, B.	8	8	Kozma		Walk		 1 PA 1 BR		2
		9	9	Martinez		Walk		 1 PA BR	1	2
		10	1	Bourjos	GB	6-4		 PA BR		0

STL-Game050 - 05-31-15 - LAD-1-STL-3

STL - Win (33-17) - W: Lyons (1-0) - L: Guthrie (4-4) - Sv: Rosenthal (21) - Reynolds is Top Contributor in STL Win

4 Base Score		RBI - or - Non-RBI Run Scored					On Bs Status & PA/BR Bases		Bases Pushed		Player 4Score	
Inning	Opp Pitcher	Ro..	Bat Ord..	Player	BIP Ty..	Play Text	Ro..	PA/BR	Bases Pushed	Player 4Score		
3	Anderson, B.	11	2	Carpenter	FB	8	11	PA BR		0		
		12	3	Peralta		Walk	12	1 PA 2 1 BR		2		
		13	4	Grichuk	GB	7.Single+LO-DP-9-3	13	1 PA 1 BR	1	1		
		14	5	Molina	LD	9-3-LO-DP	14	PA BR		0		
		15	6	Reynolds	GB	5-3	15	PA BR		0		
4	Anderson, B.	16	7	Heyward		K	16	PA BR		0		
		17	8	Kozma		K	17	PA BR		0		
		18	9	Martinez		K	18	PA BR		0		
5	Anderson, B.	19	1	Bourjos	GB	7.Single+CS-1-3-6	19	1 PA 1 BR		0		
		20	2	Carpenter		K	20	PA BR		0		

And the 3rd Inning ...

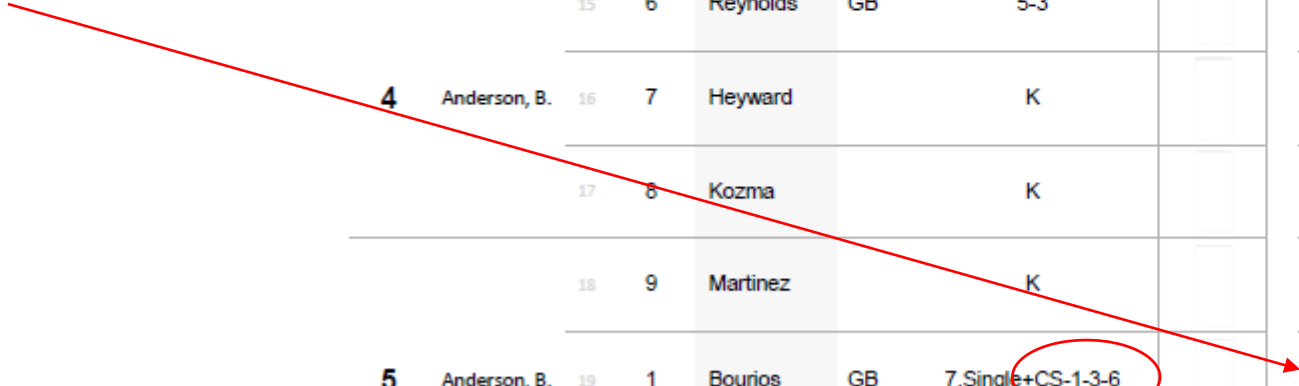


STL-Game050 - 05-31-15 - LAD-1-STL-3







STL - Win (33-17) - W: Lyons (1-0) - L: Guthrie (4-4) - Sv: Rosenthal (21) - Reynolds is Top Contributor in STL Win

4Base Score		RBI - or - Non-RBI Run Scored					On Bs Status & PA/BR Bases	Bases Pushed	Player 4Score				
Inning	Opp Pitcher	Ro..	Bat Ord..	Player	BIP Ty..	Play Text	Ro..		Ro..		Ro..		
3	Anderson, B.	11	2	Carpenter	FB	8	11		PA BR	11		11	0
		12	3	Peralta		Walk	12		1 PA 1 BR	12		12	2
		13	4	Grichuk	GB	7.Single+LO-DP-9-3	13		1 PA -1 BR	13	1	13	1
		14	5	Molina	LD	9-3-LO-DP	14		PA BR	14		14	0
4	Anderson, B.	15	6	Reynolds	GB	5-3	15		PA BR	15		15	0
		16	7	Heyward		K	16		PA BR	16		16	0
		17	8	Kozma		K	17		PA BR	17		17	0
5	Anderson, B.	18	9	Martinez		K	18		PA BR	18		18	0
		19	1	Bourjos	GB	7.Single+CS-1-3-6	19		1 PA -1 BR	19		19	0
		20	2	Carpenter		K	20		PA BR	20		20	0

And the 5th inning ...



And the 8th Inning


							STL-Game050 - 05-31-15 - LAD-1-STL-3				
							STL - Win (33-17) - W: Lyons (1-0) - L: Guthrie (4-4) - Sv: Rosenthal (21) - Reynolds is Top Contributor in STL Win				
							RBI - or - Non-RBI Run Scored	On Bs Status & PA/BR Bases	Bases Pushed	Player 4Score	
Inning	Opp Pitcher	Ro..	Bat Ord..	Player	BIP Ty..	Play Text	Ro..	PA/BR	Bases Pushed	Player 4Score	
		27	9	Jay		Walk	27	 1 PA 3 BR		27	4
	Hatcher, C.	28	1	Bourjos	PU	3	28	 PA BR		28	0
8		29	2	Carpenter		Walk-->OutHome-7-2	29	 1 PA -1 BR	1	29	1
		30	3	Peralta	FB	9.Single	30	 1 PA 1 BR	3	30	6
	Garcia, Y.	31	4	Grichuk		K	31	 PA BR		31	0
		32	5	Molina	GB	7.Single	32	 1 PA BR	2	32	3

Note: 4Base Scorecard highlights all 4 Negative BR Occurrences –

Box Score

2 BR outs are shown in footnote text outside the box score

Grichuk's BR Mistake - caught off 1st on a LO-DP and Carpenter's failed attempt to score - Aren't noted at all in the Box Score



St. Louis Cardinals										
Hitters	AB	R	H	RBI	BB	SO	#P	AVG	OBP	SLG
<u>Bourjos</u> CF	4	0	1	0	0	0	10	.258	.323	.393
<u>Carpenter</u> 3B	3	1	1	0	1	1	20	.318	.398	.559
<u>Peralta</u> SS	3	1	2	3	1	1	19	.310	.373	.519
<u>Grichuk</u> LF	4	0	1	0	0	1	19	.286	.318	.556
<u>Molina</u> C	4	0	1	0	0	0	13	.284	.330	.337
<u>Reynolds</u> 1B	3	0	1	0	0	0	8	.250	.319	.389
<u>Heyward</u> RF	3	0	1	0	0	1	12	.251	.303	.398
<u>Kozma</u> 2B	1	0	0	0	1	1	11	.116	.174	.116
<u>a-Wong</u> PH-2B	1	0	0	0	0	0	5	.310	.365	.473
<u>Martínez</u> P	1	0	0	0	1	1	11	.100	.143	.100
<u>Siegrist</u> P	0	0	0	0	0	0	0	.000	.000	.000
<u>b-Jay</u> PH	0	1	0	0	1	0	7	.257	.342	.276
<u>Rosenthal</u> P	0	0	0	0	0	0	0	.000	.000	.000
Totals	27	3	8	3	5	6	135			

a-grounded to shortstop for P Kozma in the 7th
b-walked for K Siegrist in the 8th

BATTING
HR: Peralta (3, 1st Inning off Anderson 1 on, 1 Out)
RBI: Peralta 3 (30)
GIDP: Wong
Cardinals RISP: 2-5 (Grichuk 0-1, Bourjos 0-1, Molina 1-2, Peralta 1-1)
Team LOB: 5

BASERUNNING
CS: Heyward (1, 2nd base by Anderson); Bourjos (5, 2nd base by Anderson)
Picked Off: Heyward (1st base by Anderson); Bourjos (1st base by Anderson)



4Base Score™ & 4Base Scorecard® & Reports - Patent Pending - are property of Cycled Solutions, LLC

4BaseScore.com

© Cycled Solutions, LLC 2015



4Base Score™ & 4Base Scorecard® & Reports - Patent Pending - are property of Cycled Solutions, LLC

4BaseScore.com

© Cycled Solutions, LLC 2015

**Credit for
the Run**

**Credit
for the
Run**

4Base Scoring always assigns Credit For the Run

If not the batter – then it's the Base Runner

4Base Score							RBI - or - Non-RBI Run Scored	On Bs Status & PA/BR Bases	Bases Pushed	Player 4Score
Inning	Opp Pitcher	Ro..	Bat Ord..	Player	BIP Ty..	Play Text	Ro..	Ro..	Ro..	
3	Bettis, C.	10	1	Wong	LD	9.Single++HomeWP	1	10 R 1 PA 3 BR	10 2	10 7



4Base Score™ & 4Base Scorecard® & Reports - Patent Pending - are property of Cycled Solutions, LLC

4BaseScore.com

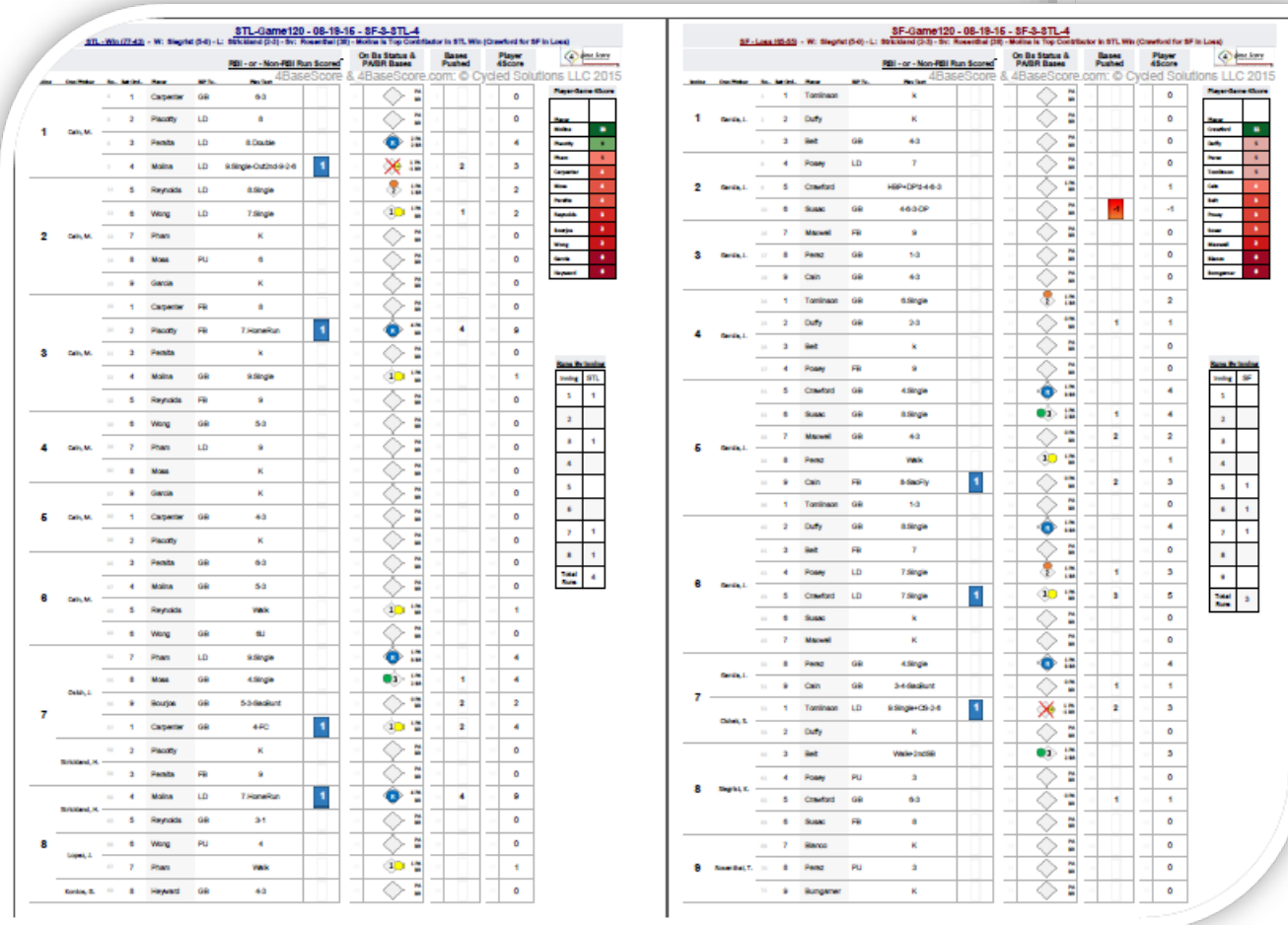
© Cycled Solutions, LLC 2015

Game 120 – 08-19-15 – SF-3 @ STL-4

STL – Win (77-43) – W: Siegrist (5-0) – L: Strickland (2-3) – Sv: Rosenthal (38) –

Molina is Top Contributor in STL Win (Crawford for SF in Loss)

Post game 4Base scorecard looks like this



The image displays two side-by-side screenshots of a 4BaseScore scorecard for Game 120, dated 08-19-15. The left screenshot shows the STL team's performance, and the right screenshot shows the SF team's performance. Both scorecards include player names, positions, statistics, and game events.

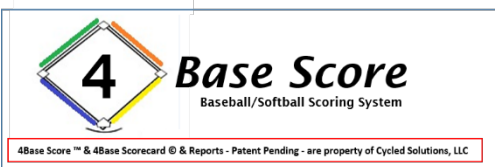
STL-Game120 - 08-19-15 - SF-3-STL-4

SF-Game120 - 08-19-15 - SF-3-STL-4

STL - Win (77-43) - W: Siegrist (5-0) - L: Strickland (2-3) - Sv: Rosenthal (38) - Molina is Top Contributor in STL Win (Crawford for SF in Loss)

SF - Loss (43-77) - W: Siegrist (5-0) - L: Strickland (2-3) - Sv: Rosenthal (38) - Molina is Top Contributor in STL Win (Crawford for SF in Loss)

4BaseScore & 4BaseScore.com © Cycled Solutions LLC 2015



4BaseScore.com

© Cycled Solutions, LLC 2015

There's always a clear Top Contributor (occasionally – but rarely - a tie for Top)

Player-Game 4Score	
Player	
Molina	13
Piscotty	9
Pham	5
Carpenter	4
Moss	4
Peralta	4
Reynolds	3
Bourjos	2
Wong	2
Garcia	0
Heyward	0

“Determine the Top Contributor of a Single Game”





4Base Score™ & 4Base Scorecard © & Reports - Patent Pending - are property of Cycled Solutions, LLC

4BaseScore.com

© Cycled Solutions, LLC 2015

So ... How does the 4Base *Game* scoring data set look when Aggregated?

At Season End

1st let's look at some Standard Stats and Player Ranks

OPS

Rank	Player	OPS
1	Grichuk	.877
2	Carpenter	.871
3	Heyward	.797
4	Peralta	.745
5	Wong	.707

BA

Rank	Player	Batting Avg
1	Heyward	.293
2	Grichuk	.276
3	Peralta	.275
4	Carpenter	.272
5	Wong	.262

**WAR
(Per Baseball Reference)**

Rank	Player	WAR (per Baseball Reference)
1	Heyward	6.5
2	Carpenter	3.9
3	Grichuk	3.1
4	Wong	2.2
5	Peralta	1.8

Standard Stats for my 4Base Top 4 Contributors

Carpenter - #1 (as of 120 Games)

AVG	OBP	SLG	OPS
.267	.365	.469	.834

AVG	OBP	SLG	OPS
.280	.336	.444	.780

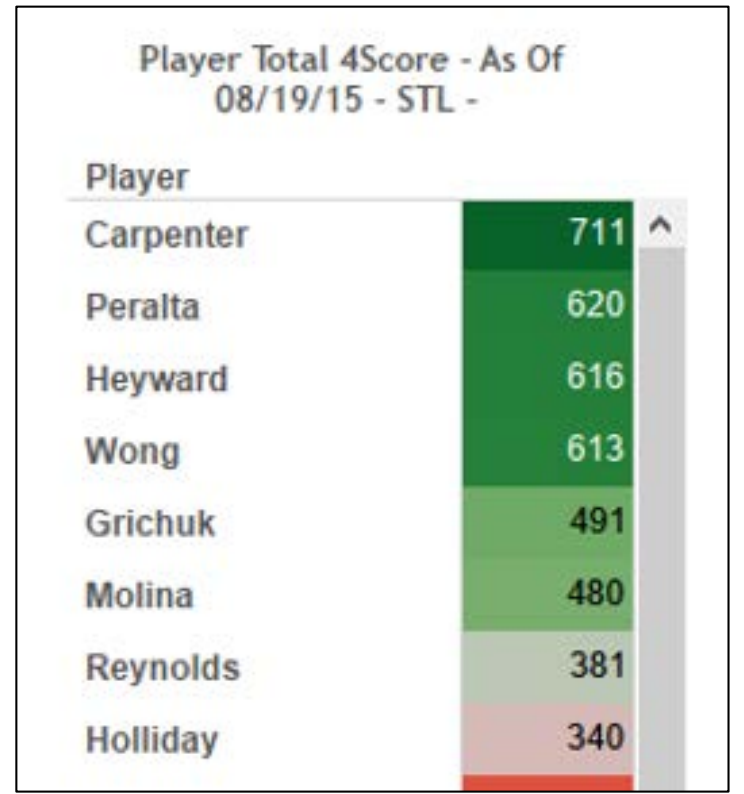
Peralta

AVG	OBP	SLG	OPS
.287	.342	.436	.779

Heyward

AVG	OBP	SLG	OPS
.259	.321	.387	.708

Wong



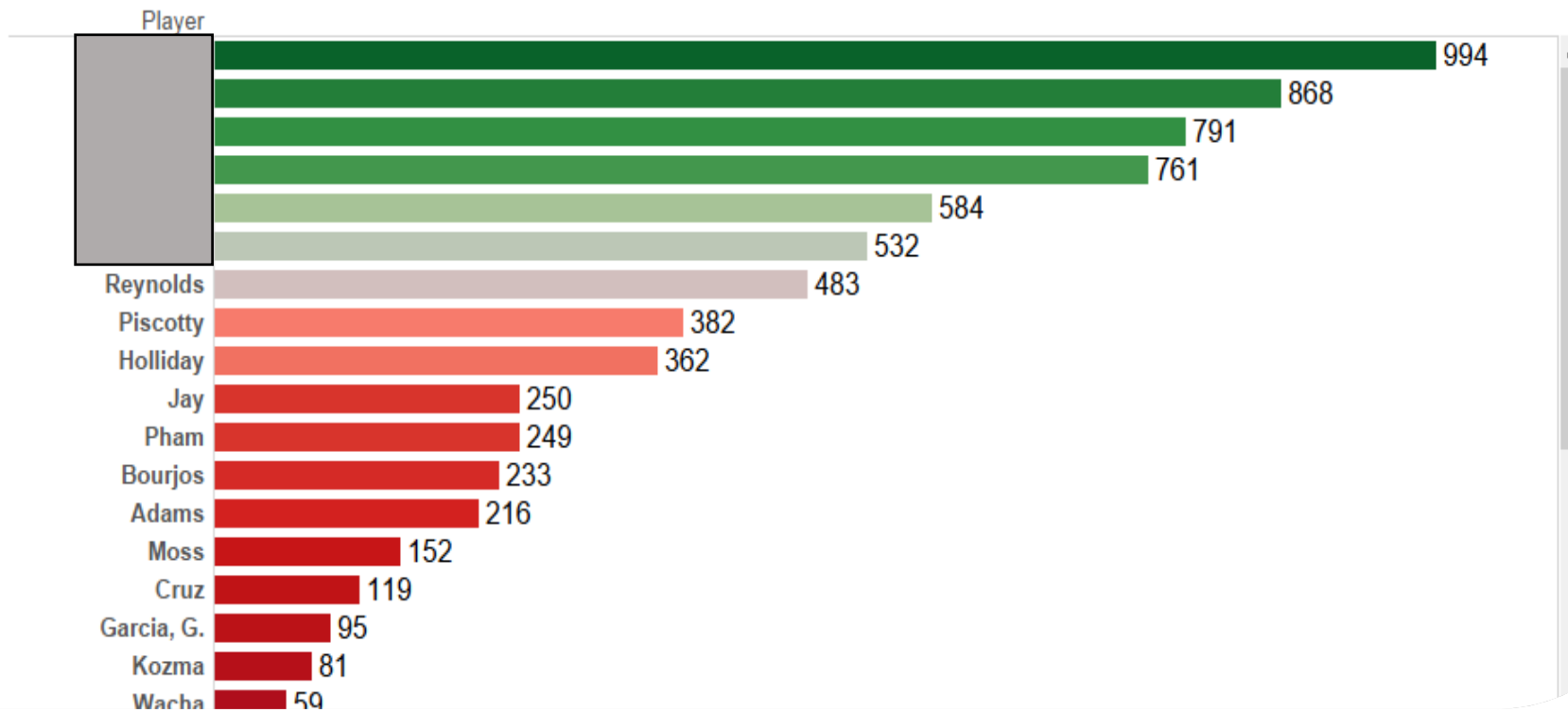
4BaseScore Player Contribution Summaries - 2015



© Cycled Solutions, LLC 2015

Team

STL



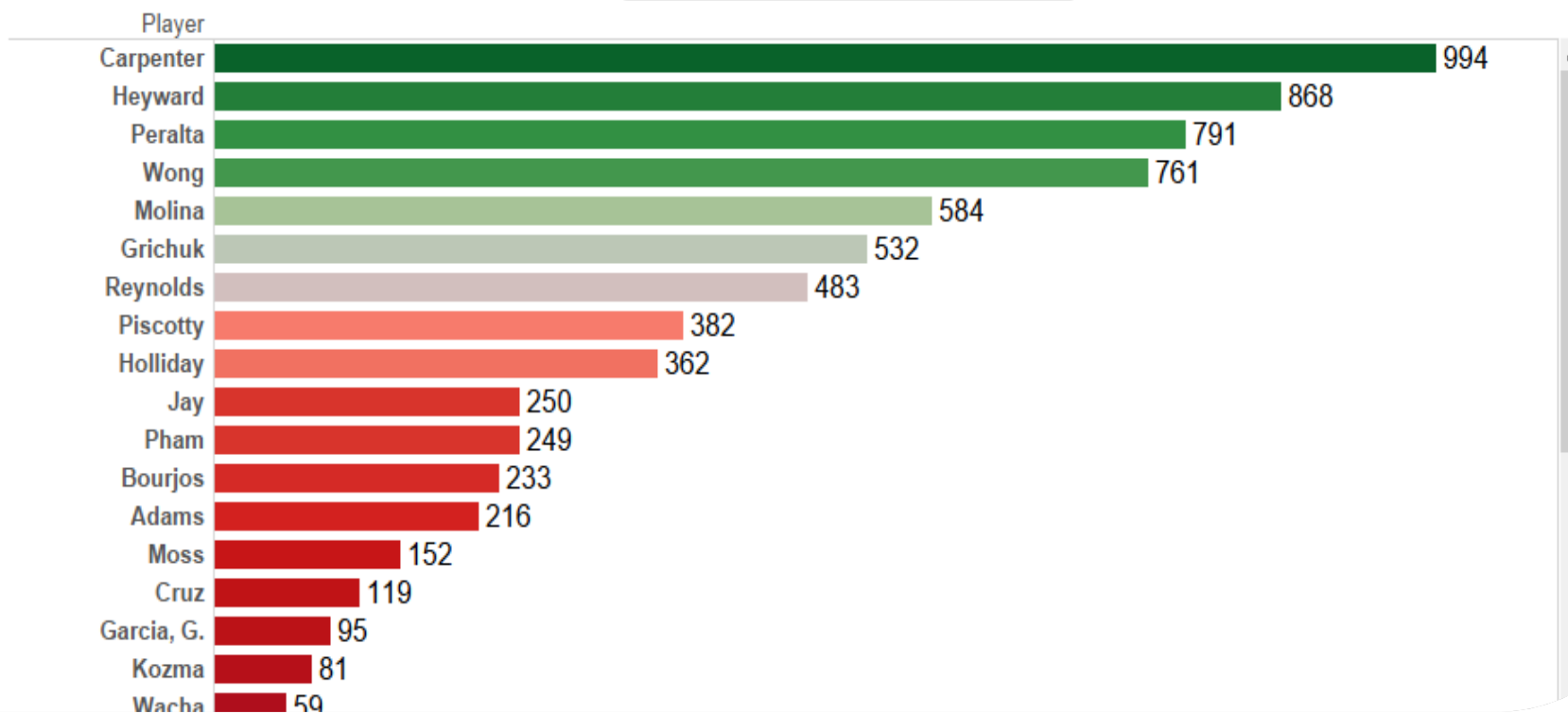
4BaseScore Player Contribution Summaries - 2015



© Cycled Solutions, LLC 2015

Team

STL





4Base Score™ & 4Base Scorecard © & Reports - Patent Pending - are property of Cycled Solutions, LLC

4BaseScore.com

© Cycled Solutions, LLC 2015



4Base Score™ & 4Base Scorecard © & Reports - Patent Pending - are property of Cycled Solutions, LLC

4BaseScore.com

© Cycled Solutions, LLC 2015

Now that we've delved into 4Base Scoring ...

Here's a repeat of our round of Rapid Fire Questions –

Over/Under 120 (games played)

... Updated for 2015 Full Regular Season



4Base Score™ & 4Base Scorecard © & Reports - Patent Pending - are property of Cycled Solutions, LLC

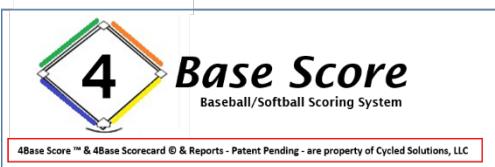
4BaseScore.com

© Cycled Solutions, LLC 2015

After 120 Games

How many Bases do the Cardinals have via Productive Outs?

Over/Under 120?



4BaseScore.com

© Cycled Solutions, LLC 2015

After 120 Games

How many Bases do the Cardinals have via Productive Outs?

Over/Under 120?

205 Bases via Productive Outs

Full Regular Season 2015

How many Bases do the Cardinals have via Productive Outs?

281 Bases via Productive Outs

Full Regular Season 2015

How many Bases do the Cardinals have via Productive Outs?

281 Bases via Productive Outs

***223 occurrences**

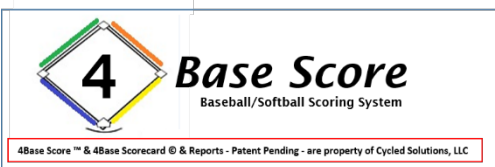
***only 81 official sacrifices**

2015 Regular Season

281 Bases via Productive Outs

2015 St. Louis Cardinals (regular season) – 4Base Score Productive Outs

Player	Occurrences	Sum of Bases Pushed
Molina	31	43
Heyward	21	27
Peralta	18	24
Carpenter	17	18
Holliday	14	18
Wong	15	17
Cruz	11	15
Reynolds	10	13
Wacha	7	11
Bourjos	8	10
Jay	9	10
Grichuk	6	8
Martinez	5	7
Adams	6	7
Piscotty	6	7
Leakey	6	7



4BaseScore.com

© Cycled Solutions, LLC 2015

After 120 Games

Number of Predator Out victims - 2015 Cardinals?

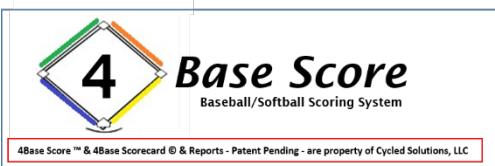
Over/Under 120?

**136 runners eliminated via
Predator Outs**

Full Regular Season 2015

Number of Predator Out victims - 2015 Cardinals?

195 runners eliminated via
Predator Outs



4BaseScore.com

© Cycled Solutions, LLC 2015

Full Regular Season 2015

Predator Out base runners eliminated by Player:

2015 St. Louis Cardinals – 4Base Score Predator Outs

Player	Predator Out Occurrences
Heyward	34
Peralta	29
Wong	20
Molina	16
Holliday	11
Piscotty	10
Jay	10
Reynolds	9
Carpenter	8
Cruz	8
Grichuk	6
Bourjos	6
Adams	5
Kozma	5
Moss	4
Martinez	3
Garcia, G.	3
Lackey	2
Lynn	2
Scruggs	1
Easley	1
Johnson	1
Pham	1
Grand Total	195

After 120 Games

How many **Negative Base Running** outs do you think Cardinals have?

96 Negative BR Outs

Full 2015 Regular Season

How many **Negative Base Running** outs do you think Cardinals have?

107 Negative BR Outs

Full 2015 Regular Season

How many **Negative Base Running** outs do you think Cardinals have?

107 Negative BR Outs

***-127 Impact on the bases**

***38 Caught Stealing**

Full 2015 Regular Season

Negative Base Running by Player:

2015 St. Louis Cardinals – 4Base Score Negative BR Outs

Player	Negative Base Running Outs (includes CS)	“Bases” Impact of Negative BR Outs
Carpenter	14	-18
Heyward	12	-16
Wong	14	-15
Peralta	11	-11
Grichuk	7	-10
Reynolds	8	-10
Bourjos	8	-9
Jay	6	-7
Holliday	4	-5
Molina	5	-5
Piscotty	5	-5
Pham	2	-4
Moss	2	-3
Peralta-Kozma	2	-2
Lackey	1	-1
Adams	1	-1
Cruz	1	-1
Reynolds-		
Bourjos	1	-1
Kozma	1	-1
Peralta-Garcia,		
G.	1	-1
Johnson	1	-1
Grand Total	107	-127

Remember – “Who is my Team MVP”?

Have we answered that (& for multiple seasons)?



Who is my team's MVP ? 2013 ...

Aggregate Player Contributions
 Position Players > 100 Plate Appearances
 Games Scored - 162 Regular Season - Apr 1 - Sept 29

W-L (All)

Player	Player % Contribution	Plate Appearances
Carpenter	12.60%	717
Holliday	12.12%	596
Craig	10.84%	563
Jay	10.09%	628
Beltran	10.00%	596
Molina	9.68%	541
Freese	7.80%	515
Adams	6.24%	314
Descalso	5.53%	357
Kozma	5.13%	449
Robinson	2.40%	169
Cruz	1.56%	129

Who is my team's MVP ? 2014 ...

4BaseScore Player Contribution Summaries - STL - 2014 Regular Season

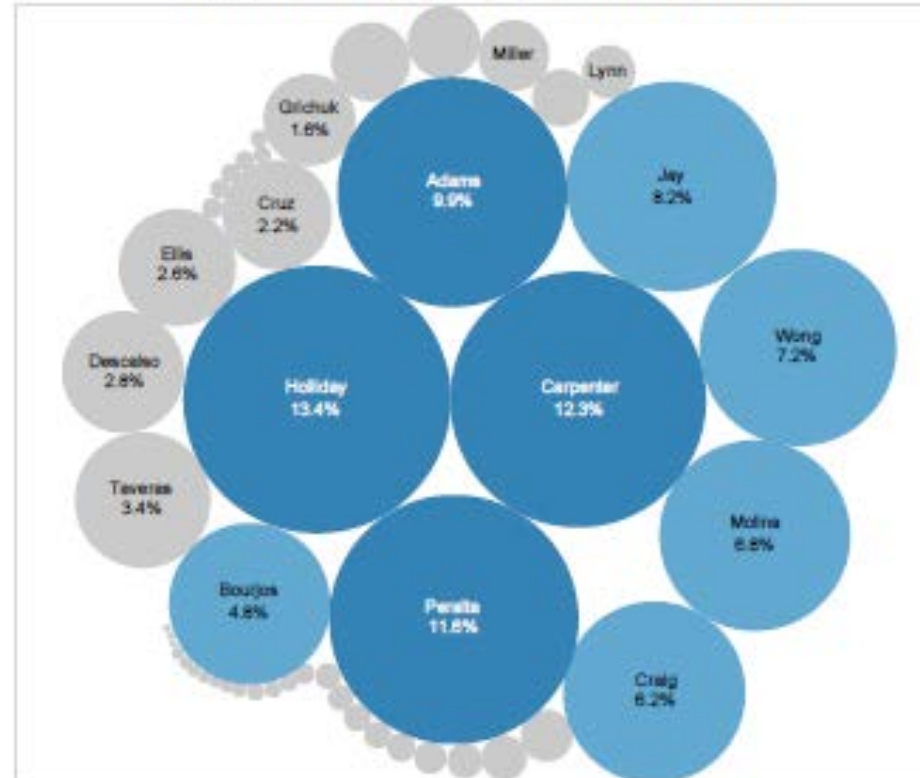


© Cycled Solutions, LLC 2014

4BaseScore % Contributions - ALL - STL

Player	% Contribution
Holiday	13.4%
Carpenter	12.3%
Penalta	11.8%
Adams	9.9%
Jay	8.2%
Wong	7.2%
Molina	6.8%
Craig	6.2%
Bourjos	4.8%
Taveras	3.4%
Descalzo	2.8%
Ellis	2.6%
Cruz	2.2%
Grichuk	1.8%
Pierzynski	1.2%
Walwright	1.0%
Miller	0.9%
Robinson	0.6%
Lynn	0.5%
Garcia	0.5%
Kozma	0.4%
Scroggs	0.2%
Wacha	0.2%
Martinez	0.1%
Holiday-Bourjos	0.1%
Masterson	0.1%
Gonzales	0.1%
Lackey	0.1%
Kottaras	0.1%
Craig-Robinson	0.1%
Molina-Pham	0.1%
Taveras-Bourjos	0.1%
Adams-Descalzo	0.1%
Cruz-Wong	0.1%
Kelly	0.1%
Lyons	0.1%

2014 - Regular Season Total % Contributions - STL



**2015 Cardinal MVP:
Matt Carpenter**

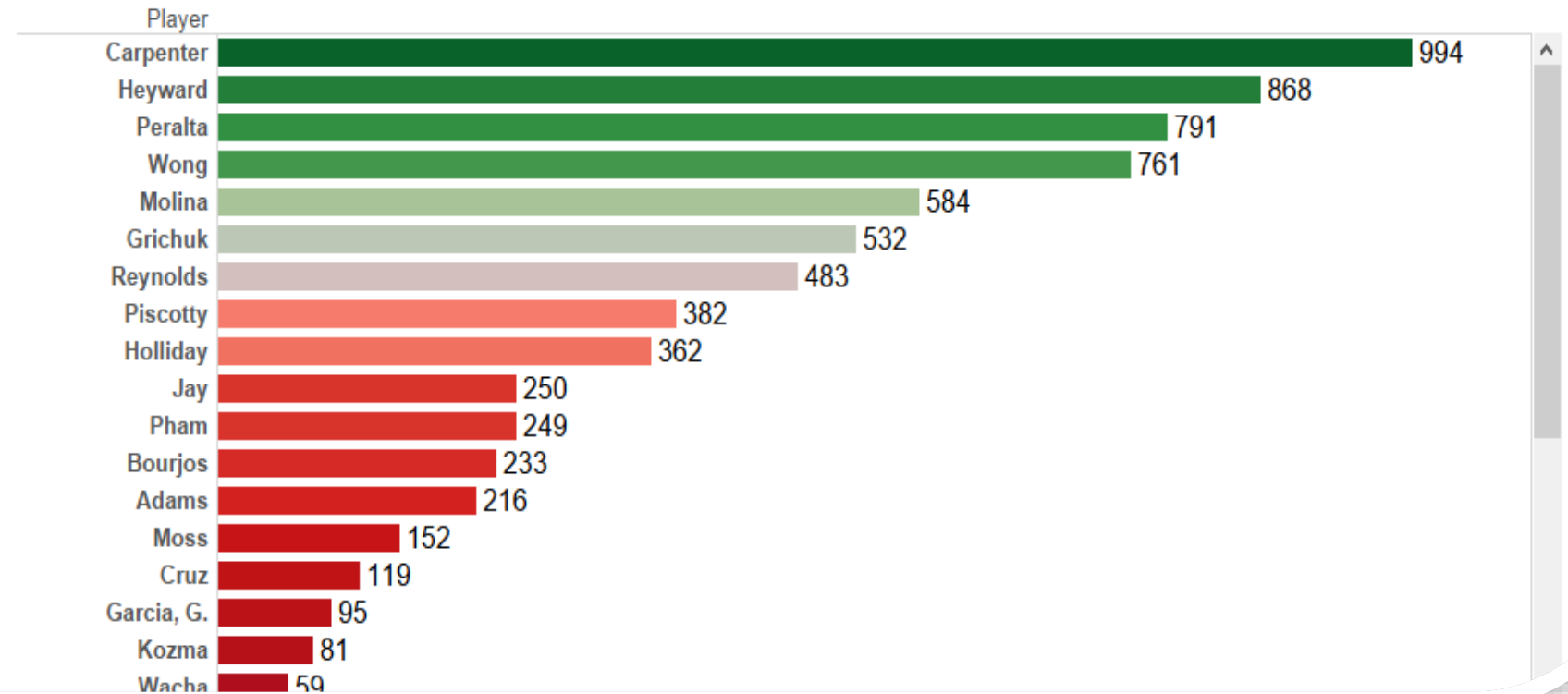
4BaseScore Player Contribution Summaries - 2015



© Cycled Solutions, LLC 2015

Team

STL



My original objectives

- * Create a data visualized scorecard
- * with Game Top Contributor
- * Find Team MVP



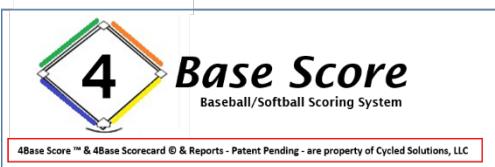
STL-Game120 - 08-19-15 - SF-3-STL-4
STL - Win (77-43) - W: Siegrist (5-0) - L: Strickland (2-3) - Sv: Rosenthal (38) - Molina is Top Contributor in STL Win (Crawford for SF in Loss)

Inning	Opp Pitcher	Ro.	Bat Ord.	Player	BIP Ty.	Play Text	RBI - or - Non-RBI Run Scored	On Bs Status & PA/BR Bases	Bases Pushed	Player 4Score
1	Cain, M.	4	1	Carpenter	GB	6-3		PA BR		0
		5	2	Piscotty	LD	8		PA BR		0
		6	3	Peralta	LD	8.Double		2 PA 2 BR		4
		7	4	Molina	LD	9.Single-Out2nd-9-2-6	1	1 PA -1 BR	2	3
2	Cain, M.	11	5	Reynolds	LD	8.Single		1 PA 1 BR		2
		12	6	Wong	LD	7.Single		1 PA BR	1	2
		13	7	Pham		K		PA BR		0
		14	8	Moss	PU	6		PA BR		0
		15	9	Garcia		K		PA BR		0
3	Cain, M.	19	1	Carpenter	FB	8		PA BR		0
		20	2	Piscotty	FB	7.HomeRun	1	4 PA BR	4	9
		21	3	Peralta		k		PA BR		0
		22	4	Molina	GB	9.Single		1 PA BR		1
4	Cain, M.	23	5	Reynolds	FB	9		PA BR		0
		28	6	Wong	GB	5-3		PA BR		0
		29	7	Pham	LD	9		PA BR		0
		30	8	Moss		K		PA BR		0

Player	Score
Molina	13
Piscotty	9
Pham	5
Carpenter	4
Moss	4
Peralta	4
Reynolds	3
Bourjos	2
Wong	2
Garcia	0
Heyward	0

Inning	STL
1	1
2	
3	1
4	

4BaseScore & 4BaseScore.com: © Cycled Solutions LLC 2015



4BaseScore.com

© Cycled Solutions, LLC 2015

The last numbers I'll present to you are my own ...

4Base Scorer Stats

- **Over 900 Games Scored**
- **Over 35,000 data lines (Player Offensive Appearances)**

4Base Scorer's Stats - Estimated As of Nov-2015

4BaseScore: Games Scored	2015	2014	2013	Total
Prototype team: LAA Regular Season	162	162	162	486
Prototype team: STL Regular Season	162	162	162	486
2013 Postseason (STL games only)			17	17
2014 Postseason - All Teams		30		30
2015 Misc games (other teams) estimated	5			5
2015 Postseason *	31			31
	360	354	341	1055

Total 4BaseScore Data Records calc'd @ Games Scored x Avg OA line items (38)	38	40,090
--	----	--------

** As of Nov-2015 there are 5 Div Series games that are partially scored (advancing team only)
I plan to eventually score all games*



4Base Score™ & 4Base Scorecard © & Reports - Patent Pending - are property of Cycled Solutions, LLC

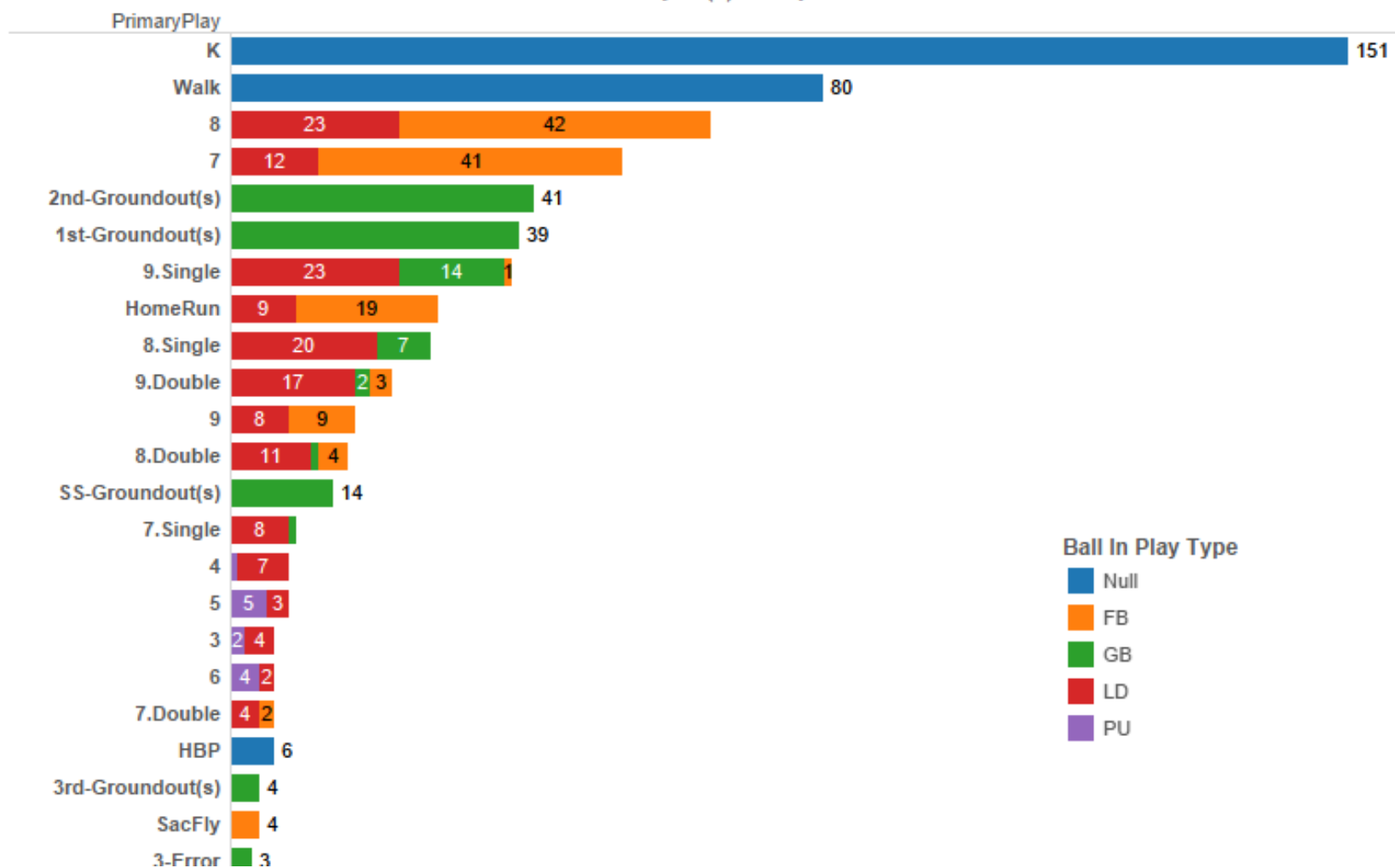
4BaseScore.com

© Cycled Solutions, LLC 2015

Something new since last time is a Play Distribution view – since I have my own full scoring dataset it allowed me to visually see player tendencies:

Carpenter

2015 - 4BaseScore Scorecards - Play Distribution
Games: All - Player(s): Carpenter - STL

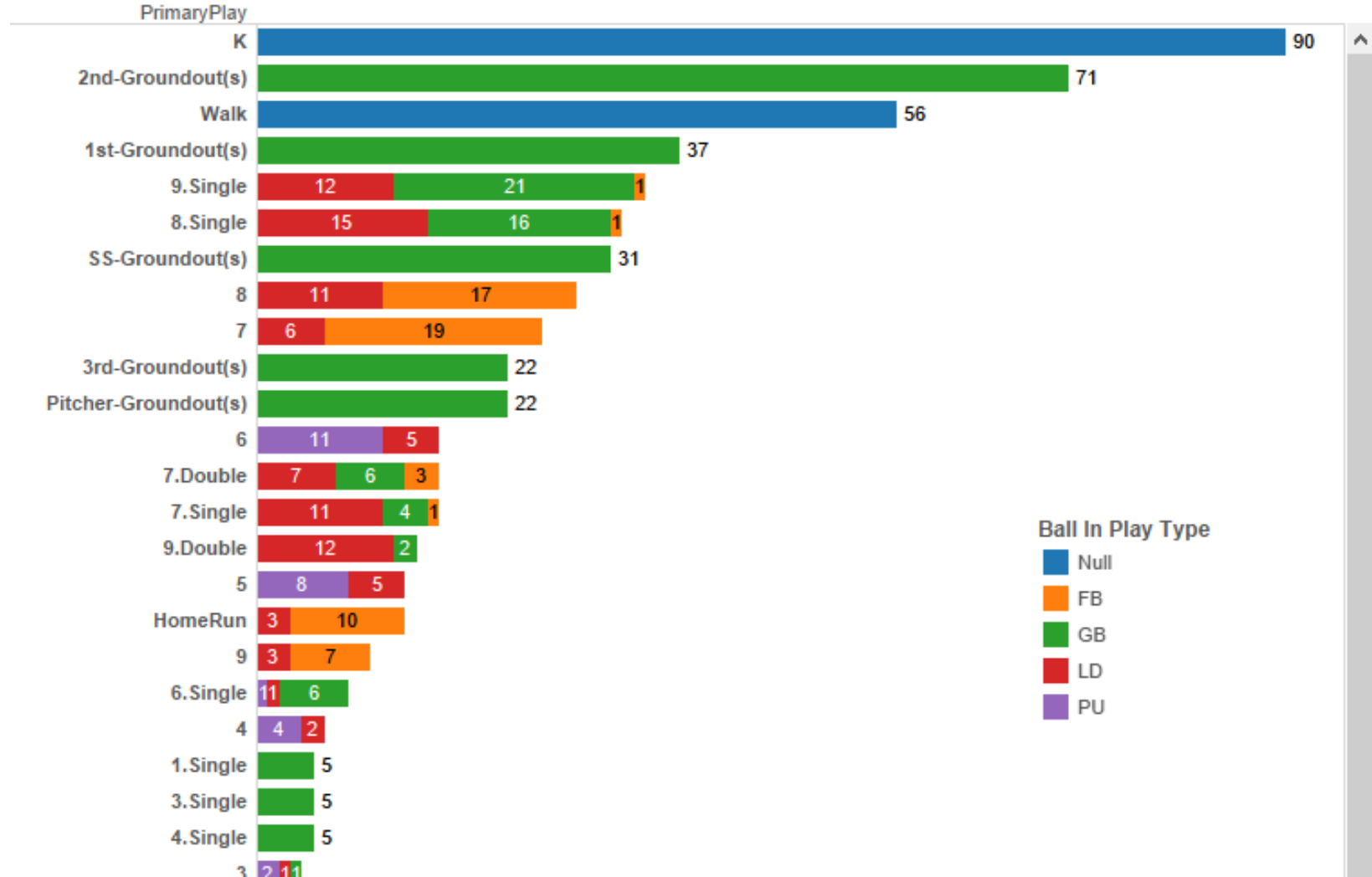


Count of Primary Plays - STL - Carpenter

	Count of Primary Plays - STL - Carpenter	
	# of Plays STL	Player 4Score STL
K	151	0
Walk	80	187
8	65	0
7	53	0
2nd-Groundout(s)	41	8
1st-Groundout(s)	39	14
9.Single	38	141
HomeRun	28	308
8.Single	27	69
9.Double	22	83
9	17	3
8.Double	16	64
SS-Groundout(s)	14	1
7.Single	9	28
4	8	0
5	8	0
3	6	0
6	6	0
7.Double	6	22
HBP	6	14
3rd-Groundout(s)	4	0
SacFly	4	8

Heyward

2015 - 4BaseScore Scorecards - Play Distribution Games: All - Player(s): Heyward - STL

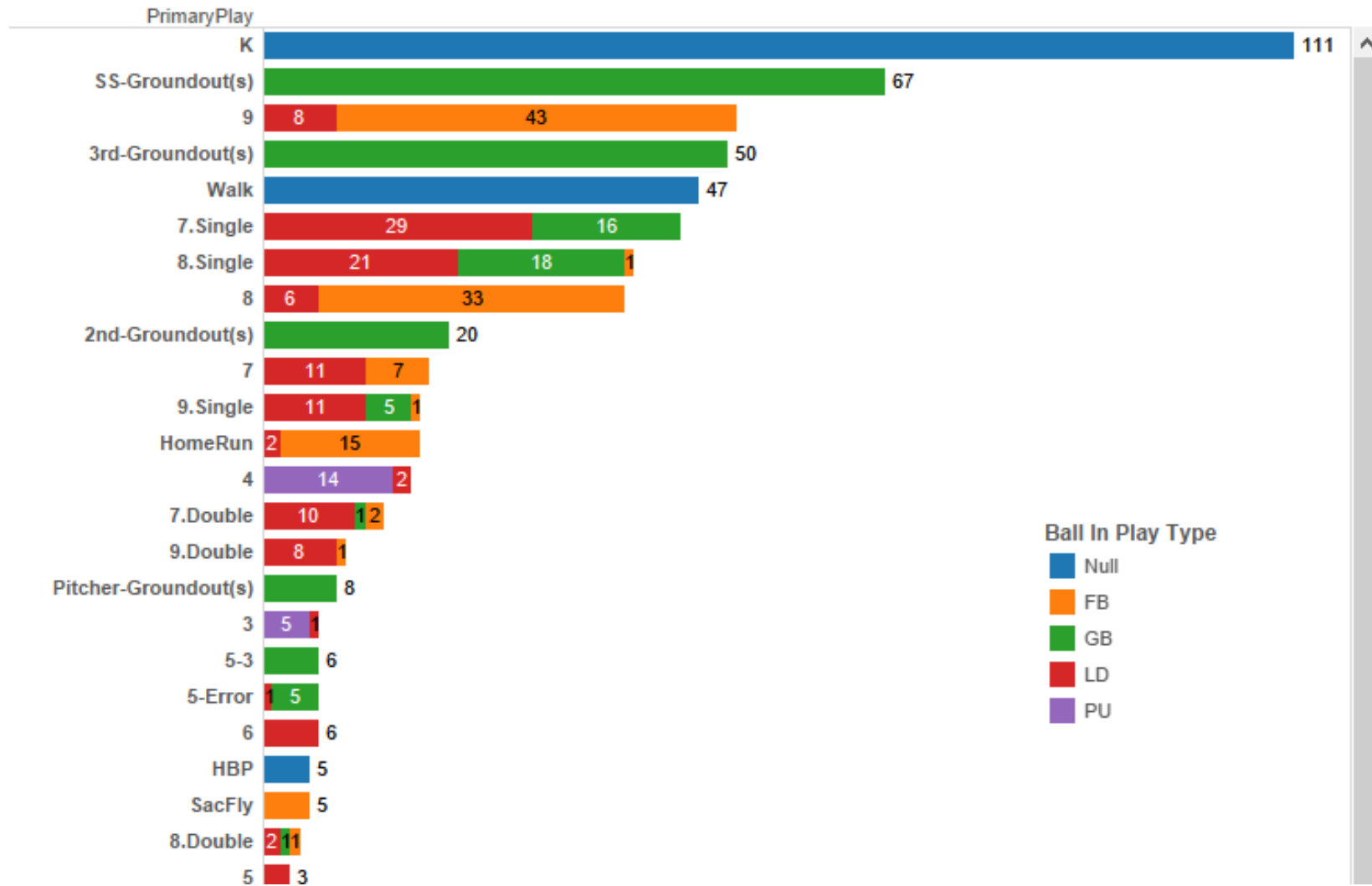


Count of Primary Plays - STL - Heyward

	# of Plays STL	Player 4 Score STL
K	90	0
2nd-Groundout(s)	71	30
Walk	56	132
1st-Groundout(s)	37	15
9.Single	34	103
8.Single	32	111
SS-Groundout(s)	31	3
8	28	3
7	25	0
3rd-Groundout(s)	22	6
Pitcher-Groundo..	22	8
6	16	0
7.Double	16	71
7.Single	16	42
9.Double	14	47
5	13	0
HomeRun	13	145
9	10	1
6.Single	8	22
4	6	0
1.Single	5	17
3.Single	5	10
4.Single	5	13

Peralta

2015 - 4BaseScore Scorecards - Play Distribution Games: All - Player(s): Peralta - STL



Ball In Play Type

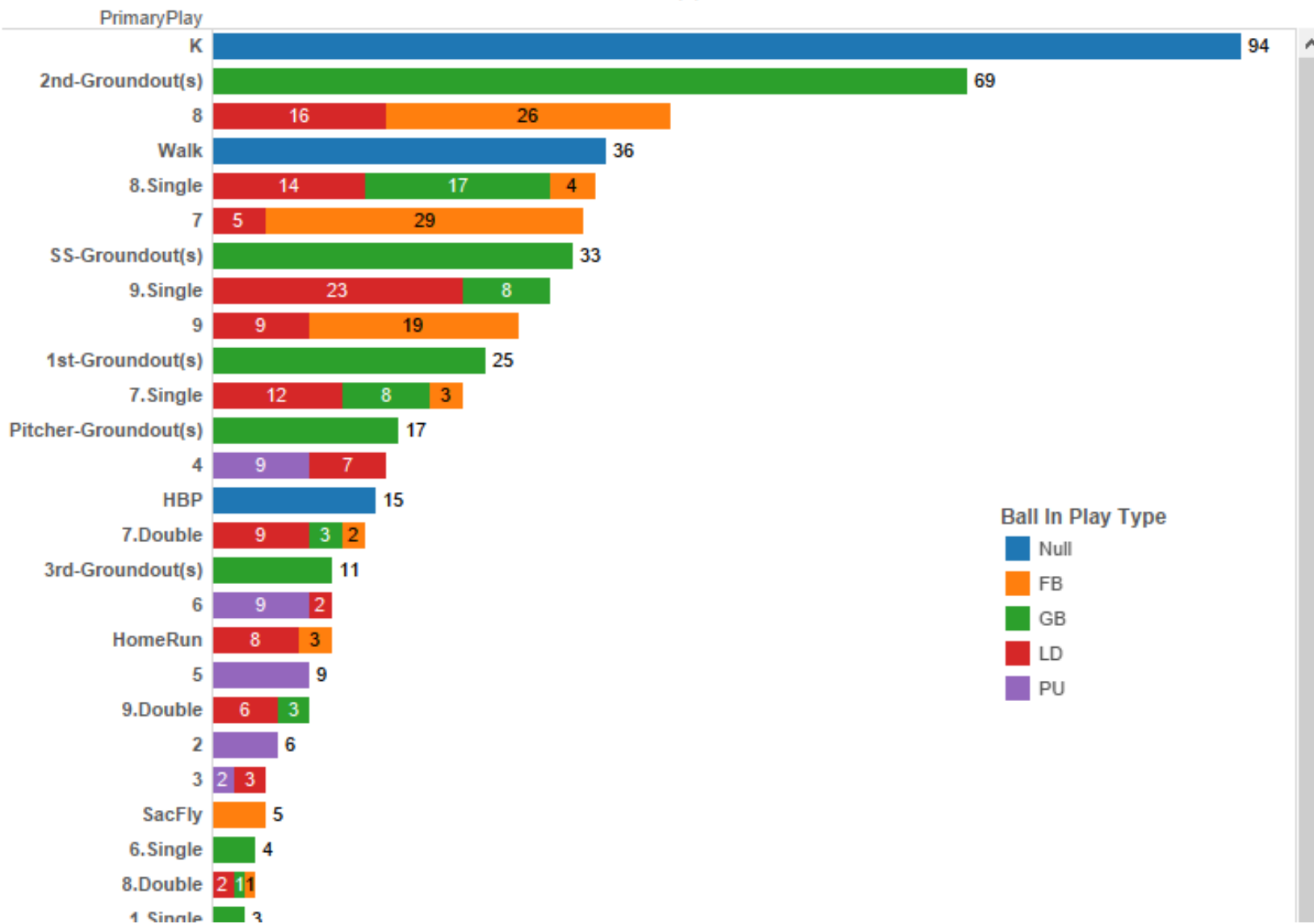
- Null
- FB
- GB
- LD
- PU

Count of Primary Plays - STL - Peralta

	# of Plays		Player 4Score
	STL	STL	STL
K	111		0
SS-Groundout(s)	67		-1
9	51		5
3rd-Groundout(s)	50		6
Walk	47		104
7.Single	45		135
8.Single	40		119
8	39		0
2nd-Groundout(s)	20		1
7	18		0
9.Single	17		51
HomeRun	17		179
4	16		0
7.Double	13		59
9.Double	9		38
Pitcher-Groundo..	8		-1
3	6		0
5-3	6		2
5-Error	6		15
6	6		0
HBP	5		8
SacFly	5		13
8.Double	4		21

2015 - 4BaseScore Scorecards - Play Distribution
Games: All - Player(s): Wong - STL

Wong



Ball In Play Type

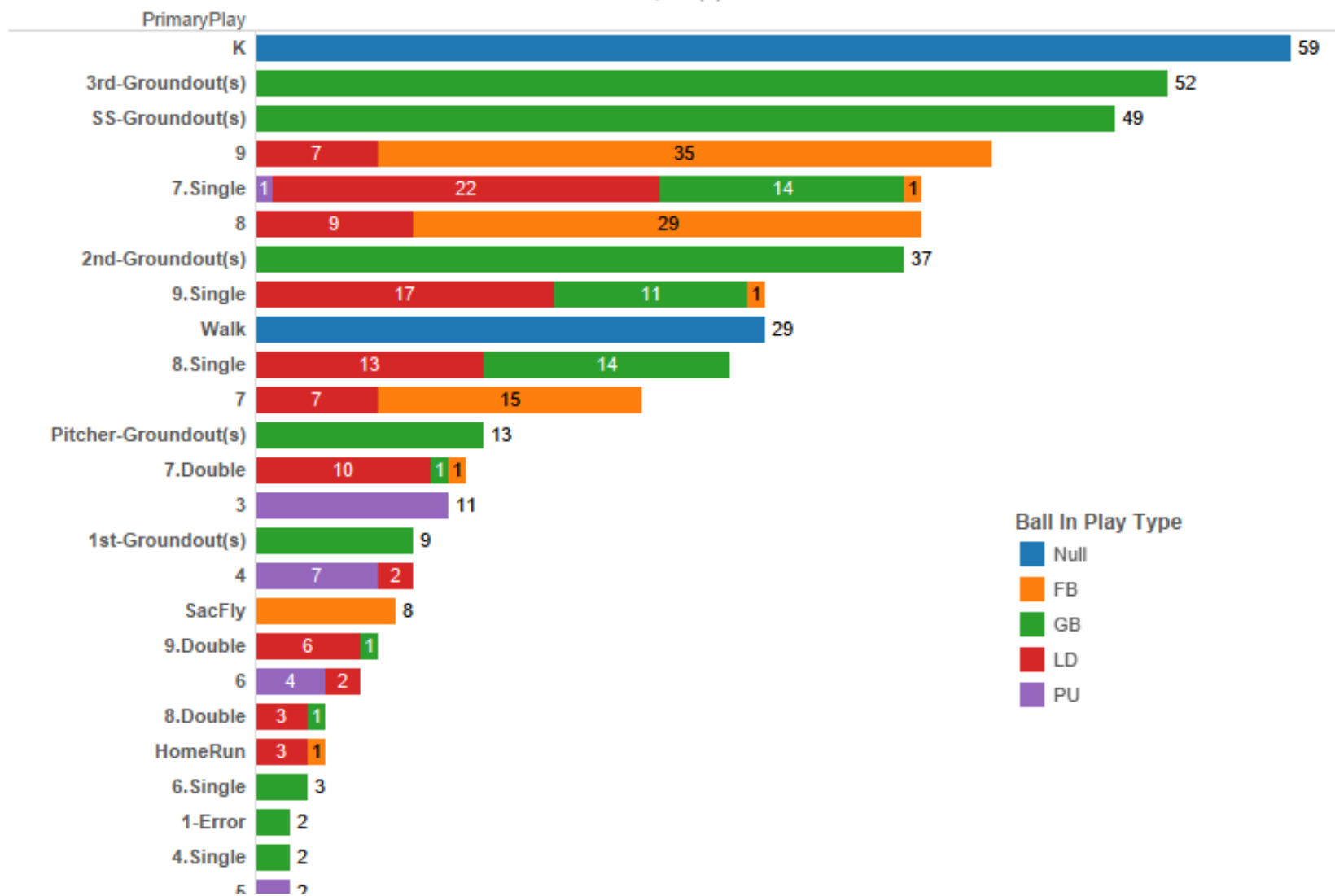
- Null
- FB
- GB
- LD
- PU

Count of Primary Plays - STL - Wong

	# of Plays	Player 4Score
	STL	STL
K	94	2
2nd-Groundout(s)	69	19
8	42	0
Walk	36	96
8.Single	35	125
7	34	0
SS-Groundout(s)	33	2
9.Single	31	86
9	28	0
1st-Groundout(s)	25	5
7.Single	23	70
Pitcher-Groundo...	17	2
4	16	0
HBP	15	33
7.Double	14	65
3rd-Groundout(s)	11	-1
6	11	0
HomeRun	11	128
5	9	0
9.Double	9	34
2	6	0
3	5	0
SacFly	5	11
6.Single	4	15
8.Double	4	13

Molina

2015 - 4BaseScore Scorecards - Play Distribution Games: All - Player(s): Molina - STL

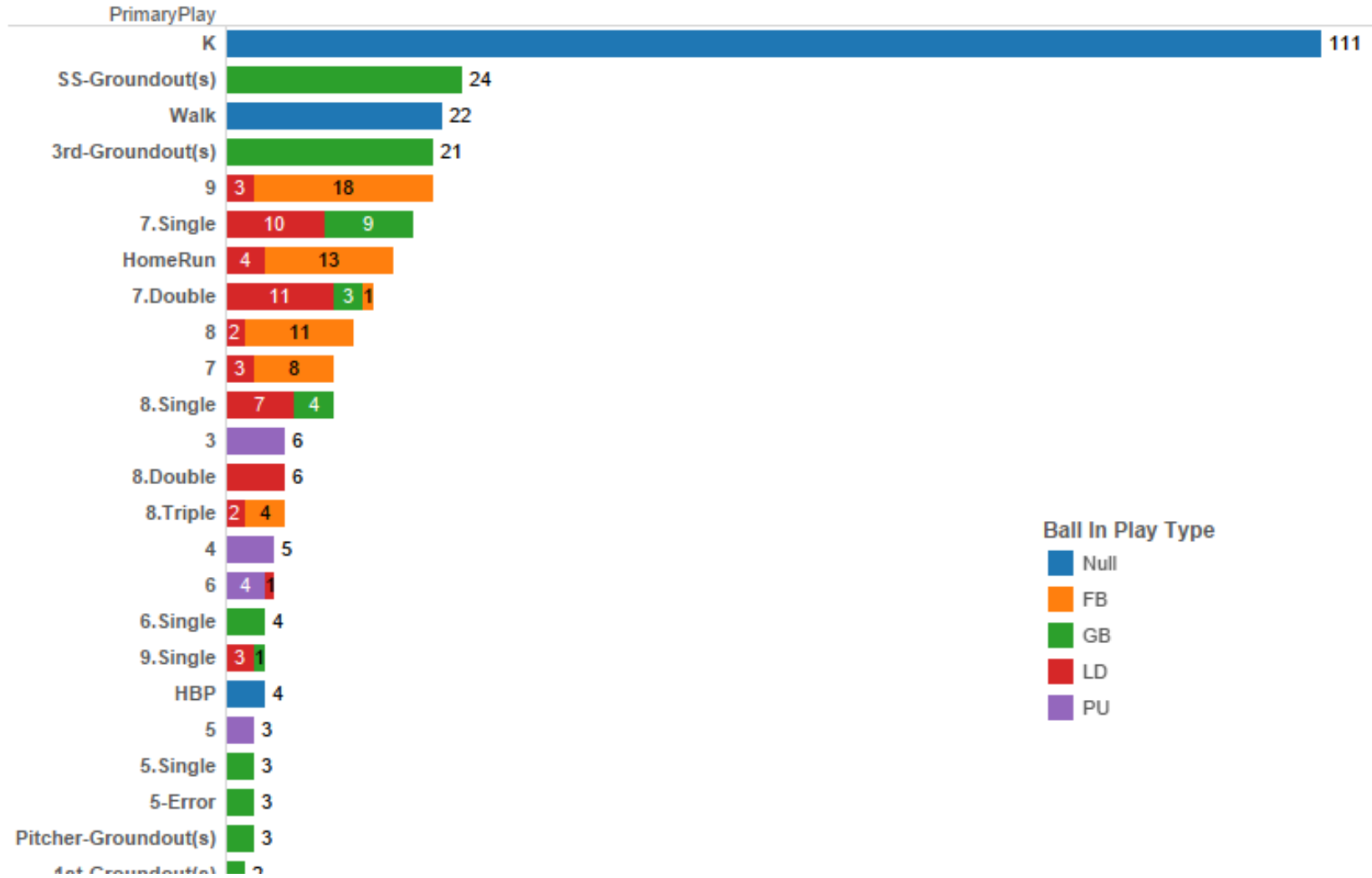


Count of Primary Plays - STL - Molina

	# of Plays STL	Player 4Score STL
K	59	0
3rd-Groundout(s)	52	11
SS-Groundout(s)	49	6
9	42	2
7.Single	38	104
8	38	3
2nd-Groundout(s)	37	1
9.Single	29	92
Walk	29	62
8.Single	27	84
7	22	0
Pitcher-Groundo..	13	5
7.Double	12	58
3	11	0
1st-Groundout(s)	9	1
4	9	0
SacFly	8	18
9.Double	7	35
6	6	0
8.Double	4	23
HomeRun	4	39
6.Single	3	5
1-Error	2	5
4.Single	2	5

Grichuk

2015 - 4BaseScore Scorecards - Play Distribution Games: All - Player(s): Grichuk - STL



Ball In Play Type

- Null
- FB
- GB
- LD
- PU

Count of Primary Plays - STL - Grichuk

	# of Plays	Player 4Score
	STL	STL
K	111	2
SS-Groundout(s)	24	0
Walk	22	46
3rd-Groundout(s)	21	9
9	21	0
7.Single	19	49
HomeRun	17	193
7.Double	15	73
8	13	0
7	11	0
8.Single	11	25
3	6	0
8.Double	6	36
8.Triple	6	25
4	5	0
6	5	0
6.Single	4	9
9.Single	4	9
HBP	4	10
5	3	0
5.Single	3	11
5-Error	3	15
Pitcher-Groundo..	3	0



4Base Score™ & 4Base Scorecard © & Reports - Patent Pending - are property of Cycled Solutions, LLC

4BaseScore.com

© Cycled Solutions, LLC 2015

Caught Stealing

GIDP



Game/Team MVP



4Base Score™ & 4Base Scorecard © & Reports - Patent Pending - are property of Cycled Solutions, LLC

4BaseScore.com

© Cycled Solutions, LLC 2015

What's next ?



4Base Score™ & 4Base Scorecard © & Reports - Patent Pending - are property of Cycled Solutions, LLC

4BaseScore.com

© Cycled Solutions, LLC 2015

What's next ?

- Find help improving the 4Base Scoring tool – MS Access and/or other programming expertise

What's next ?

- Find help improving the 4Base Scoring tool – MS Access and/or other programming expertise
- Find help making the 4Base Scorecard completely interactive (see current demo on my website:
4BaseScore.com-Interactive-Views-Page)

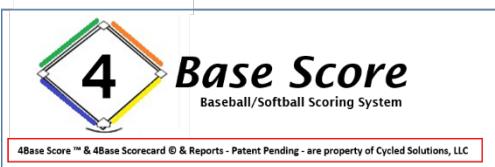
What's next ?

- Find help improving the 4Base Scoring tool – MS Access and/or other programming expertise
- Find help making the 4Base Scorecard completely interactive (see current demo on my website:
4BaseScore.com-Interactive-Views-Page)

*** Find help scoring all 30 teams next year**

What's next ?

- Find help improving the 4Base Scoring tool – MS Access and/or other programming expertise.
- * **Continue work on manual 4Base scoresheet**



4BaseScore.com

© Cycled Solutions, LLC 2015

Looking for others to join me.

Would need 29-30 other 4Base Scorers

By the end of the 2016 season we'd have a complete body of work

We'd know who each team's MVP is and how they stack up against each other

Please visit 4BaseScore.com

Note May 2018 - the system has evolved and grown and I've now scored more games than I care to count --> multiple teams from 2013 to current. This has resulted in an extremely large data set from which I glean a lot of insight. Elements of it have been favorably reviewed by a former player, a former coach, Derrick Goold (STL Post Dispatch) and Brian Kenny (MLB Network).

This presentation originated in August 2015 and won the local STL chapter - analytics award that year.