

www

WANT TO SEE MORE?
Visit chiohd.com/raised-panel



Long Raised Panel shown in optional accents woodtones dark oak with madison inserts and obscure glass.



Short Raised Panel shown in black.


RAISED PANEL



Short Raised Panel shown in white with optional stockton inserts and tinted glass.



Long Raised Panel shown in white with optional sherwood inserts and plain glass.



Section Detail



Available in both short and long panel options. The raised panels start with a recessed edge, but the interior surface of each panel is brought slightly forward, adding just a hint of definition to a classic garage door design.



Short Raised Panel

Long Raised Panel

Raised Panel Model Comparison Chart

	GOOD		BETTER			BEST	
Panel Style / Model Number³							
Short Raised Panel	2250	2240	2251	2241	2283	2206	2216
Long Raised Panel	4250	4240	4251	4241	4283	4206	4216
Section Construction	2in. Thick - 1-Sided Steel		2in. Thick - 1-Sided Steel with Vinyl Back		2in. Thick - 2-Sided Steel	1-1/2in. Thick - 2-Sided Steel	2in. Thick - 2-Sided Steel
Section Material	25 ² Ga. Steel	24 ² Ga. Steel	25 ² Ga. Steel	24 ² Ga. Steel	27 ² Ga. Steel	27 ² Ga. Steel	27 ² Ga. Steel
Insulation Type	No Insulation		Polystyrene		Polystyrene	Polyurethane	Polyurethane
Thermal Rating	—		R-7.94		R-9.65	U-Factor .19 / R-13.40	U-Factor .19 / R-17.19


Personalize Your Garage Door

Colors ¹	White, Almond, and Sandstone are available on all Models.						
Brown	•	•	•	•	•	•	•
Bronze	•		•		•		•
Gray	•		•		•		•
Desert Tan	•		•		•		•
Black	•		•		•		•
Graphite					•		•
Evergreen		•		•	•		•
Powder Coating¹	188 Colors	188 Colors	188 Colors	188 Colors	188 Colors		188 Colors
Painted Woodtones¹	•		•				•
Accents Woodtones¹						•	•
Windows / Inserts	•	•	•	•	•	•	•
Glass	Plain, Frosted, Tinted, Obscure, and Glue Chip are available on all Models.						
Designer Glass						•	•
Warranty	Limited Lifetime Warranty available on all Models.						

1 Refer to your local C.H.I. Dealer for exact color and woodtones match. 2 Lower steel gauge [ga.] number indicates stronger steel. 3 Model number indicates construction, window, and panel style.

Personalizing Options For all window and glass options see pages 14-15

COLORS¹




POWDER COATING¹




Our in-house powder coating provides multiple color options while providing a maintenance free, durable finish.

PAINTED WOODTONES¹



ACCENTS WOODTONES¹



Short Raised Panel shown in accents woodtones natural oak.

LIMITED LIFETIME WARRANTY

SECTIONS Limited Lifetime

SPRINGS 3 Years

HARDWARE 3 & 6 Years