



MASTER GUIDE
CURRICULUM MANUAL



Production Notes

Master Guide Curriculum Manual

General Conference of Seventh-day Adventists,
Youth Ministries Department

©2022 – Printed and published in the USA

Gary Blanchard, Director

Andres J. Peralta, Associate Director

Pako Edson Mokgwane, Associate Director

Departmental Advisor: Abner de los Santos

Editor-in-Chief: Andrés J. Peralta

Senior Editorial Assistant: Kenia Reyes-de León

Project Advisor: Samuel Peña

Curriculum Review Advisory

- Magulilo Mwakalonge – East-Central Africa Division
- Roman Chisacov – Euro-Asia Division
- Jonatan Tejel – Inter-European Division
- Al Powell – Inter-American Division
- Tracy Wood – North American Division
- Armando Miranda, Jr. – North American Division
- Vandeon Griffin – North American Division
- HoYoung Choi – Northern Asia-Pacific Division
- Carlos Campitelli – South American Division
- Udolcy Zukowski – South American Division
- Busi Khumalo – Southern Africa Indian Ocean Division
- Nick Kross – South Pacific Division
- Ron Genebago – Southern Asia-Pacific Division
- Benoy Tirkey – Southern Asia Division
- Dejan Stojkovic – Trans-European Division
- Ugochukwu Elems – West-Central Africa Division
- Byard Parks – Middle East Northern Africa Union Mission
- Dara Doroshenko – Israel Field
- John Qiang – Chinese Union Mission

The 2022 version was developed by Nestor Osman,
based on the 2014 version developed by Glen Milam.

Editors: Cheryl Logan, Jonathan Logan

TABLE OF CONTENTS

4 Master
Guide Card

8 Program
Description

8 Introduction

8 The
Mentor

8 The
Portfolio

9 The Investiture
Service

10 Additional
Training
Opportunities

12 Understanding
the Master
Guide Card

12 Prerequisites

15 I. Leadership
Identity &
Growth

22 II. Lifestyle
Development

27 III. Spiritual
Growth

31 IV. Community
Development

35 Share Section

Appendix

Appendix A – CMT
Pathfinder Basic Staff
Training

Appendix B – Master
Guide Leadership Training

MASTER GUIDE CARD



PREREQUISITES

- 1 Be a baptized member, in regular standing, of the Seventh-day Adventist Church.
- 2 Be at least 16 years of age to start this card and 18 years of age at Investiture.
- 3 Complete a background check and child protection course, and be approved by your Conference/Mission.
- 4 With your mentor, prayerfully discuss what it means to be a Master Guide and why you want to become a Master Guide. Include a written one-page report or video in your *Portfolio*.
- 5 Complete **each** of the following CMT Basic Staff Training workshops (available in the *Master Guide Curriculum Manual*) or its equivalent for Adventurer leaders:
 - Club Ministry: Purpose & History
 - Club Organization
 - Programming & Planning
 - Club Outreach
 - Ceremonies & Drill
 - Developmental Growth
 - Introduction to Teaching
 - Medical, Risk Management and Child Safety Issues

Additional Notes: Your progress as a candidate is under the supervision of your Conference/Mission. If under 18 years of age, you do not have to complete a background check, but you must be supervised by an adult when working with minors.

ALL PREREQUISITES MUST BE COMPLETED PRIOR TO BEGINNING THE PROGRAM.

I. LEADERSHIP IDENTITY & GROWTH [WISDOM]

1 Complete **each** of the following Conference/Mission approved leadership training workshops (materials available in the Master Guide Curriculum Manual):

- Vision. Mission. Motivation.
- Christian Leadership
- Discipline & Discipleship
- Child & Youth Evangelism
- Creating Effective Worship
- Communication: Theory & Practice
- Education: Theory & Practice
- Resources for Creative Instruction

2 Read or listen to the book Education by Ellen White. Write a one-page reflection on what you have learned and how you can apply it in your ministry.

3 Read or listen to a book about Adventist leadership selected by your Conference/Mission and do two **Share Section** options.

4 For **each** of the following, complete a survey and write a two-page reflection paper:

- Spiritual Gifts
- Personalities

5 For at least one year, be an active staff member in an Adventurer or Pathfinder Club, or teach a Sabbath School for these age groups. Complete **each** of the following:

- Attend at least 75% of all staff meetings.
- Teach three Adventurer awards or two Pathfinder honors.
- Have or earn the Christian Storytelling honor.



II. LIFESTYLE DEVELOPMENT [STATURE]

1

Choose **one** of the following and record your progress:

- Have or earn the Physical Fitness honor.
- Have or earn the Sportsman Master award.
- Complete the physical fitness section of the AY Silver Award or Gold Award.
- In consultation with your Master Guide Mentor, choose a fitness app and complete at least a three-month program.
- Complete a three-month physical fitness program recommended by your doctor.

2

Have or earn **each** of the following honors:

- Basic Water Safety
- Camp Safety
- Camping Skills I
- Camping Skills II
- Temperance

3

Have or earn at least **three** of the following honors:

- Backpacking
- Basic Rescue
- Camping Skills III
- Camping Skills IV
- Drilling & Marching
- Ecology
- Fire Building & Camp Cookery
- Knot Tying
- Nutrition
- Orienteering
- Stewardship

4

Hold a current Red Cross First Aid & CPR certificate or its equivalent.



III. SPIRITUAL GROWTH

[FAVOR WITH GOD]

1

Choose **one** of the following and do two **Share Section** options:

- Read or listen to the four Gospels and The Desire of Ages by Ellen G. White.
- Read or listen to the Encounter Plan, Series 1: Christ the Way.

2

Keep a devotional journal for at least one month, summarizing what you learn in your devotional time and outlining how you are growing in your faith.

3

Read or listen to the book Steps to Christ by Ellen G. White and do two **Share Section** options.

4

Write a one-paragraph personal reflection on **each** of the 28 Fundamental Beliefs.

5

Choose **one** of the following:

- Teach a three-month Bible class/baptismal study
- Teach **five** of the following beliefs at a church-approved program:

- | | |
|--------------------------------|------------------------------------------------|
| a. Creation | f. Spiritual Gifts and Ministries |
| b. The Experience of Salvation | g. The Sabbath |
| c. Growing in Christ | h. Christ's Ministry in the Heavenly Sanctuary |
| d. The Remnant and its Mission | i. The Second Coming of Christ |
| e. Baptism | j. Death and Resurrection |

6

Choose **one** of the following and do two Share Section options:

- Have or earn the Sanctuary honor.
- Attend a Conference/Mission approved workshop about the Sanctuary.

7

Choose **one** of the following and do two **Share Section** options:

- Have or earn the Adventist Pioneer Heritage honor.
- Watch the series *Tell the World*.
- Watch the series *Keepers of the Flame*.
- Read or listen to a book on church heritage approved by your Conference/Mission.

IV. COMMUNITY DEVELOPMENT

[FAVOR WITH MAN]

1

Have or earn the Personal Evangelism honor.

2

Have or earn **three** of the following honors:

- Cultural Diversity Appreciation
- Peacemaker
- Social Media
- One ADRA honor not previously earned
- One Household Arts honor not previously earned

3

Participate in organizing three social/fellowship events with your local church.

4

Choose **one** of the following and when possible, involve your club or youth group:

- Meet with a local government agency, non-profit, or other organization and participate in a community service project.
- Work in an outreach initiative with your local coordinator of ADRA (or an equivalent ministry) for a minimum of three months.

SHARE SECTION

Share what you are learning! Include evidence (picture, written summary, link, etc.) in your Portfolio.

- Write three inspirational cards and give them to a friend that does not attend church.
- Post three of your favorite quotes (with brief commentary) on social media or a personal blog.
- Record a video or podcast summarizing three ideas you learned and post it online.
- Discuss with a group three concepts you can apply to evangelism.
- Present a devotional to your club or youth group.
- Share in another creative way approved by your Conference/Mission.

INVESTITURE REQUIREMENTS

1. Have a written recommendation from your local church board, stating that you are a baptized member in regular standing.
2. Complete all requirements of the Master Guide curriculum and pass a Portfolio review (see Manual) conducted by your Conference/Mission.
3. The Master Guide program must be completed in a minimum of one year and a maximum of three years. Any requirements fulfilled outside of the three-year limit must be repeated. This time limit does not apply to honors previously earned or to candidates who require specific physical or medical accommodation.

NOTES

1. Conference/Mission: refers to the Youth Director or their designated representative.
2. Mentor: Any Master Guide or leader authorized by your Conference/Mission to guide you through the completion of Master Guide requirements; should be accessible for assistance and questions.
3. Portfolio: collection of physical or digital evidence showing the completion of all requirements, documented in the order of the card.
4. Workshop: meeting to receive training and discuss a particular topic; should be 75–90 minutes in length. Instructors must be Conference/Mission approved.
5. Master Guide Curriculum Manual: provides resources for candidates, mentors, and workshop instructors, and should be consulted for more information.
6. Physical/Medical Accommodation: a mentor may adjust requirements with the approval of the Conference/Mission.
7. Academic Equivalency: official academic classes may fulfill some requirements of this curriculum under the following conditions:
 - a. The academic class covers all parts of the one requirement being fulfilled within the Master Guide curriculum
 - b. The candidate completes the class with a composite grade of 70% or higher, or the grade approved by your Conference/Mission
 - c. The class is taken within five years prior to Investiture
 - d. A copy of the syllabus and academic transcript is included in the Portfolio
 - e. Approval is determined by the mentor under guidelines of the Conference/Mission
8. Master Guide Uniform: includes scarf, slide, pin, and patches; reserved for invested Master Guides only.
9. Pathfinder Investiture Achievement completion is not required as a prerequisite to start this curriculum, nor is it at the time of the Master Guide investiture.

PROGRAM DESCRIPTION

INTRODUCTION

You now hold in your hands the most recognized youth leadership program in the Seventh-day Adventist Church. This curriculum provides a worldwide standard of training that gives leaders of junior youth the core skills, resources, and knowledge they need to serve across the world. It is important for participants to complete these requirements with commitment and integrity.

This program follows the holistic growth model described in Luke 2:52. “And Jesus grew in **wisdom** and **stature**, and in favor with **God** and **man**.” “True education means more than pursuing a certain course of study. It has to do with the whole person, and with the whole period of existence possible to human beings. It is the

harmonious development of the physical [Stature], the mental [Wisdom], and the spiritual [Favor with God] powers. It prepares the student for the joy of service [Favor with Man] in this world and for the higher joy of wider service in the world to come.” (White, E.G., *True Education*, 13)

Through a balance of mental, physical, spiritual, and social growth, you may live more abundantly and lead more effectively. Training workshops are essential to introducing an area of knowledge, and hands-on field experience is also invaluable. The Master Guide is called to be an agent of salvation and service; part of the solution, no matter the situation; a tool in God’s hands to support the advancement of the church and His mission.




THE MENTOR

Mentor: Any Master Guide or leader authorized by your Conference/Mission to guide you through the completion of Master Guide requirements; should be accessible for assistance. The wisdom of experience cannot easily be replaced. The General Conference advises that each candidate select or be assigned a mentor, a Master Guide or experienced youth leader available to guide them through their journey as a candidate. Although the candidate will do the study and work in preparation for Investiture on their own, it is critical that they work under the guidance and review of their mentor.

This mentor will oversee the completion of the curriculum requirements. The mentor is not there to complete the requirements

for the participant, but to gently look over their shoulder and give constructive advice and encourage practical application of lessons learned. It is hoped that participants will continue their relationship with their mentor beyond Investiture so that when life situations present themselves, their mentor will be a positive resource for guidance and counsel.

While mentors should be Master Guides, they do not have to have completed all levels of Adventurer and Pathfinder classwork. In some cases, distance or other factors may make it impossible to be mentored by a Master Guide. In such situations, the Conference/Mission should seek out trained pastors or teachers to fulfill this mentorship role.



THE PORTFOLIO

To assist in establishing a standard of learning, each candidate is required to produce a Portfolio; a collection of documents, evidence and examples that demonstrate completion of the requirements. The *Portfolio* should include a formal requirement checklist or card along with documented evidence of requirement completion. This evidence can come in the form of signed class cards or sign-in sheets, class handouts and/or photographs of participants involved in/leading applicable activities. This manual provides guidelines on how to document each curriculum requirement. The Portfolio is meant to show completion of all the requirements and to serve as an accessible reference guide for the candidate.

The General Conference does not require candidates to register their intent to begin Master Guide. It is the responsibility of the

local Conference/Mission (in some cases the Union or Division) to establish a process of administering Master Guide training.

The *Portfolio* is typically a three-ring binder in which all materials are kept. It should be organized in order of the card and easy to inspect. Items should be labeled. The format will vary according to the personality and style of the participant, as well as the locally available resources. Digital formats are acceptable for the *Portfolio*, based on guidelines of your Conference/Mission. It is the sole responsibility of the candidate to maintain their own records. Include a letter of approval signed by the Conference/Mission Youth Director or their designated representative at the beginning of your *Portfolio*. *Portfolio* review protocol is included in the following section.

INVESTITURE SERVICE



The Master Guide Investiture service is to be an impressive occasion at which an area coordinator, Conference/Mission, or Union youth director should officiate. Other officials of the church may be invited to participate in the ceremony. The Master Guide Investiture should be a principal component of the program, and may be in the setting of a club investiture service, Conference/Mission camporee, or church divine worship service. The service should include a charge to the candidates and a prayer of consecration. Before the prayer of consecration, all Master Guides in the audience may be invited to the front. Then, each candidate being invested receives their Master Guide scarf, slide, pin, and patch, and formally becomes a Master Guide.

1. Have a written recommendation from your local church board, stating that you are a baptized member in regular standing.
2. Complete all requirements of the Master Guide curriculum and pass a Portfolio review (see Manual) conducted by your Conference/Mission.
3. The Master Guide program must be completed in a minimum of one year and a maximum of three years. Any requirements fulfilled outside of the three-year limit must be repeated. This time limit does not apply to honors previously earned or to candidates who require specific physical or medical accommodation.

Becoming a Master Guide is a major recognition of youth leadership by the church; therefore, it is expected that all participants will not only be baptized members of the church, but will also model a viable, dynamic lifestyle exemplifying the best of Christian standards. While baptism may be the visible, measurable fulfillment of this prerequisite, a clear reflection of Christ in the life of the participant is the ultimate objective.

The Master Guide program is not intended for training of secular or non-Christian leaders. It is intended to provide training for Adventists who desire to lead and mentor youth and serve in the church. As such, you need to be committed to the Seventh-day Adventist church and its unique beliefs. This commitment is exhibited not only in your Christian walk, but in your regular participation within the life and ministry of the local church.

Because Master Guides spend much time serving in the local church, the local church should be involved in the approval of individuals interested in working with the youth of the congregation. The local church board must prayerfully and carefully consider the character, spiritual walk and talents of youth leaders. The board should take an official vote to recommend the candidate for Investiture. The letter may state, "After prayerful and thoughtful consideration, the board of [local church name] would like to recommend [candidates' name] to the [local Conference/Mission name], for being invested as a Master Guide." This letter of recommendation (preferably on church letterhead) should be signed by the board chairperson and at least two members of the board.

2. *PORTFOLIO* REVIEW

Portfolio reviews are to be conducted by one or more Master Guide(s) appointed by the Conference/Mission. The purpose of the *Portfolio* review is to verify completion of the curriculum requirements. Each *Portfolio* is reviewed with a simple Complete/Incomplete and promptly returned to the candidate. Any "Incomplete" should include a written explanation of what needs to be adjusted, and opportunity be given for further *Portfolio* review(s). The Conference/Mission provides final authorization for Investiture of a candidate after the *Portfolio* review has been complete. No additional testing or examination of the candidate is expected or required.

3. PROGRAM COMPLETION

It is considered reasonable to take up to three years to complete the requirements of this program after all prerequisites have been completed. This time frame does not include the Prerequisites section. If a candidate is taking longer than usual, the Conference/Mission should review the situation and consider whether to grant an extension, rather than asking for requirements completed outside the normal time frame to be updated.

Many factors should be considered in granting extensions of time:

- Workshop availability: How often does an area offer training sessions? Are they accessible to candidates? Have academic or professional responsibilities directly interfered with workshop attendance?
- Specific physical or medical circumstances, such as learning disabilities and special needs
- Family circumstances: childbirth, caregiving for the very young and family members at the end of life.

A candidate without reasonable cause for extension will need to redo the specific requirements which fall outside of the three-year time frame. The goal is to encourage candidates to complete Master Guide and to provide life-long service to the church. Final approval is at the determination of the reviewing Master Guide following the guidelines of the local Conference/Mission Youth Director or their designated representative.



ADDITIONAL TRAINING OPPORTUNITIES

Club Ministries Training (CMT) is a curriculum framework that provides in-depth training for club staff in specific roles. The certifications are designed to be completed within one year, and are meant to equip leaders of all varieties for the ministries in which they serve. They are not levels of Investiture Achievement such as Sunbeam, Friend, or Guide, but rather opportunities for individuals to learn more about being an effective director, instructor, counselor, etc. Certifications are earned by attending workshops, working with a mentor, doing fieldwork, and preparing a documentation Portfolio. CMT is based on the Adventist

Youth Ministry Training (AYMT) curriculum, developed by the North American Division.

Children's Ministries Leadership Certification. Children's ministries in the local church require more than passion and a love for children. Children's leaders and teachers need to understand children and how they grow in their faith. They need to know how to organize programs, teach children, nurture them and meet their needs. This program can be used on a regular basis to meet this need. These certifications can be included during teachers' conventions or leadership training weekends.

RESOURCES

- The current CMT curriculum can be found at the General Conference website. Over time, new certifications will be developed, so check for updates.
- Children's Ministries Certifications can be found at: <https://children.adventist.org/leadership-certification>

Note: CMT certifications are replacing Pathfinder Leadership Award (PLA) and Advanced Pathfinder Leadership Award (APLA)/Pathfinder Instructor Award (PIA).

THE MASTER GUIDE CARD



PREREQUISITES

All prerequisites must be completed prior to beginning the program.

1. BE A BAPTIZED MEMBER, IN REGULAR STANDING, OF THE SEVENTH-DAY ADVENTIST CHURCH.

Becoming a Master Guide is a major recognition of youth leadership by the church; therefore, it is expected that all participants will not only be baptized members of the church, but will also model a viable, dynamic lifestyle exemplifying the best of Christian standards. While baptism may be the visible, measurable fulfillment of this prerequisite, a clear reflection of Christ in the life of the participant is the ultimate objective.

The Master Guide program is not intended for training of secular or non-Christian leaders. It is intended to provide training for Adventists who desire to lead and mentor youth and serve in the church. As such, you need to be committed to the Seventh-day Adventist church and its unique beliefs. This commitment is exhibited not only in your Christian walk, but in your regular participation within the life and ministry of the local church.

PORTFOLIO COMPLETION

Provide a copy of a document such as:

- Baptismal certificate.
- Photo of your baptism.
- Church bulletin that includes your baptism by name.
- Letter from church clerk or pastor confirming membership.

2.BE AT LEAST 16 YEARS OF AGE TO START THIS CARD AND 18 YEARS OF AGE AT INVESTITURE.

While most who participate in the Master Guide program are young adults, this course is a natural sequence following the Guide class. Therefore, it is open to individuals 16 or 17 years of age who have found fulfillment in Adventurer and Pathfinder ministries and wish to continue developing their skills and interests as club staff. Adults of any age may become candidates for investiture as a Master Guide, as long as they fulfill all prerequisites of the curriculum.

As most jurisdictions require individuals to be at least 18 years of age before they can assume the full role and responsibilities of an adult, it naturally follows that a Master Guide should fit the same legal requirements. This in no way minimizes the amazing skills, passion and commitment of many teenage leaders, but simply recognizes the legal implications of leadership.

PORTFOLIO COMPLETION

- Include a copy of an official ID to verify your age.

3.COMPLETE A BACKGROUND CHECK AND CHILD PROTECTION COURSE, AND BE APPROVED BY YOUR CONFERENCE/MISSION.

Jesus placed a high value on the protection of children (Matthew 18:1-6); therefore, child protection is an essential element in all church-sponsored children's activities. As leaders, we have a moral and civil duty to protect the children and youth entrusted to us. "Church should be a safe place to bring our children. Everyone involved with children who are minors must meet all Church and legal standards and requirements." (Church Manual, Edition 19, 174-175). The Seventh-day Adventist Church is committed to providing safe worship and educational environments to help children and youth learn to love and follow Jesus Christ.

The main goal for a background check is to uncover criminal records, specifically sex offender records, which could represent a threat for children and youth. The way to perform

a background check varies from country to country, so the candidate should consult your local Conference/Mission and identify the standard procedure for your area. Although a report from the local church board could be a valuable reference, an official background check is preferable when possible.

The child protection course should be approved by your Conference/Mission based on the regulations of your country. The course may be offered as one of the basic staff training workshops.

RESOURCES

- We recommend that the instructor of the child protection course visit www.adventistrisk.org, select their own country and language, and type Pathfinders on the search engine. This procedure will provide more accurate information for the local area from a legal perspective. Most of the principles of safety used for Pathfinders will also apply to Adventurers since participants of both groups are minors.

PORTFOLIO COMPLETION

- A certificate or letter from your Conference/Mission or the issuing organization stating the candidate has passed the background check.
- Instructor signature for the child protection course.

4. WITH YOUR MENTOR, PRAYERFULLY DISCUSS WHAT IT MEANS TO BE A MASTER GUIDE AND WHY YOU WANT TO BECOME A MASTER GUIDE. INCLUDE A WRITTEN ONE-PAGE REPORT OR VIDEO IN YOUR *PORTFOLIO*.

Prayer is the first step for any major decision in the life of a Christian. God says: “I will instruct you and teach you in the way you should go; I will counsel you with my loving eye on you.” (Psalm 32:8, NIV). God’s direction and advice are always our best option, so praying before making decisions as a leader will always be the right procedure. A candidate should also seek the advice of a respected mentor, and ask questions to fully understand the decision about to be made. This conversation sets the foundation for the leadership development journey of the candidate.

The candidate and mentor should discuss questions such as the following:

- What is the meaning of Master Guide?
- Why do you want to become a Master Guide?
- How would you use your training for God and the church after investiture?

PORTFOLIO COMPLETION

- Write a one-page report or record a video summarizing the discussion and your answers to the questions above. Include the date, location, and name of the mentor with whom you met.

5.COMplete Each of the Following CMT Basic Staff Training Workshops (Available in the Master Guide Curriculum Manual) or Its Equivalent for Adventurer Leaders:

- a. Club ministry: purpose & history
- b. Club organization
- c. Programming & planning
- d. Club outreach
- e. Ceremonies & drill
- f. Developmental growth
- g. Introduction to teaching
- h. Medical, risk management, and child safety issues

The purpose of basic training is to acquaint every volunteer with the fundamentals of ministry in their Adventurer Club or Pathfinder Club. Each workshop should provide candidates with useful information and resources that they can use in their local field. Workshops may be adapted and/or substituted by the local Conference/Mission to provide the most thorough, relevant training to candidates. The recommended workshop length is 75–90 minutes, and should include a balance of lecture (theory), discussion (processing the information), and practice (applying the lessons). Each workshop should be taught by instructors trained and approved by the Conference/Mission.

RESOURCES

- The workshops listed above can be found on Appendix A of this Manual.

PORTFOLIO COMPLETION

- Include verification of completion for each workshop such as a signature page with the workshop name, date, and instructor signature.

Additional Notes: Your progress as a candidate is under the supervision of your Conference/Mission. If under 18 years of age, you do not have to complete a background check, but you must be supervised by an adult when working with minors. Final approval is at the determination of the reviewing Master Guide following the guidelines of the local Conference/Mission Youth Director or their designated representative.



I. LEADERSHIP IDENTITY & GROWTH [WISDOM]

1. COMPLETE EACH OF THE FOLLOWING CONFERENCE/MISSION APPROVED LEADERSHIP TRAINING WORKSHOPS (MATERIALS AVAILABLE IN THE MASTER GUIDE CURRICULUM MANUAL):

- a. Vision. Mission. Motivation.
- b. Christian leadership
- c. Discipline & discipleship
- d. Child & youth evangelism
- e. Creating effective worships
- f. Communication: theory & practice
- g. Education: theory & practice
- h. Resources for creative instruction

The purpose of leadership training is to refine knowledge and focus. Each workshop should provide candidates with comprehensive knowledge and resources that they can use in their local field. Workshops may be adapted by the local Conference/Mission to provide the most relevant training to candidates. The recommended workshop length is 75–90 minutes, and should include a balance of lecture, discussion, and practice. Each workshop should be taught by instructors trained and approved by the Conference/Mission.

RESOURCES

- The workshops listed above can be found on Appendix A of this Manual.

PORTFOLIO COMPLETION

- Include verification of completion such as a signature page with the workshop name, date, and instructor signature for each of the eight workshops.

2. READ OR LISTEN TO THE BOOK EDUCATION BY ELLEN WHITE. WRITE A ONE-PAGE REFLECTION ON WHAT YOU HAVE LEARNED AND HOW YOU CAN APPLY IT IN YOUR MINISTRY.

“It is rare, indeed, for a book devoted to the subject of education to be read so widely or to endure so well the tests of changing times as has the present work now appearing in this new, popular form. The fundamental principles clearly unfolded in this volume have for many decades made it the handbook of tens of thousands of parents and teachers. Now, to further augment its already wide distribution and reading, it is published as one of the Christian Home Library volumes, but without change in wording or paging.

Every person must face the practical realities of life—its opportunities, its responsibilities, its defeats, and its successes. How he is to meet these experiences, whether he is to become master or victim of circumstances, depends largely upon his preparation to cope with them—his education.

True education is well defined as the harmonious development of all the faculties—a full and adequate preparation for this life and the future eternal life.

It is in the early years in the home and in the formal schoolwork that the mind develops, a pattern of living is established, and character is formed.

Keenly discerning the relative and lasting values of what constitutes true education in its broadest sense, the author of this book points the way to their realization. An education in which the mental faculties are properly developed is clearly outlined. An education in which the hands are skilled in useful trades is emphasized. An education which recognizes God as the source of all wisdom and understanding is earnestly recommended.

The motivating objective of the author in her extensive writings upon the subject of education was that youth on the threshold of life might be ready to take their place as good citizens, well prepared for the practical experiences of living, fully developed physically, God-fearing, with characters untarnished and hearts true to principle. This volume is the paramount work in this group of writings in which are set forth principles essential to the understanding of those who guide the youth in the home and in the school.

The writer of these pages was a friend of young men and women. She was for many years in close touch with institutions of learning and was well acquainted with the problems of youth in preparation for their lifework. Above all, she was endowed with more than ordinary knowledge and skill as a writer and speaker.”
(Education, White, E.G., Foreword)

Audio versions are available for the book Education. Any of these media options is considered appropriate to complete this requirement.

RESOURCES

- Audio of many Ellen G. White writings, including the book Education, are available in multiple languages at <http://ellenwhiteaudio.org>
- Find the book Education at <https://m.egwwritings.org/en/book/29.5#0>

PORTFOLIO COMPLETION

- Include the one-page reflection with ideas you found meaningful and can use in your ministry.

3. READ OR LISTEN TO A BOOK ABOUT ADVENTIST LEADERSHIP SELECTED BY YOUR CONFERENCE/ MISSION AND DO TWO SHARE SECTION OPTIONS.

The selection of a book about Adventist leadership is a good opportunity for the Conference/Mission to influence the ministry emphasis for its local field. This selection also depends on the availability of this kind of material in the local field and language. Many books by Ellen G. White qualify for this requirement.

PORTFOLIO COMPLETION

- Provide evidence of two Share Section options.
- Record which chapters you read each day.

4. FOR EACH OF THE FOLLOWING, COMPLETE A SURVEY AND WRITE A TWO-PAGE REFLECTION PAPER:

- a. Spiritual gifts
- b. Personalities

A. SPIRITUAL GIFTS

Every member of God's Church receives at least one spiritual gift from the Holy Spirit. A spiritual gift is a special ability given by the Holy Spirit to a member of the body of Christ that enables them to work with joy, effectively helping the church carry out its mission in the world. While everyone has different gifts, they work together through the divine power of the Holy Spirit, who chooses what gifts are given to each person. When every member of the body of Christ uses his or her gift to the glory of God through faithful stewardship of that gift, the kingdom of God grows in a healthy way. Spiritual gifts are given in addition to the fruits of the Spirit, which are for every believer. Every believer is to be a witness for God (Acts 1:8).

Discovering spiritual gifts involves: spiritual preparation through earnest prayer prompted by the Holy Spirit; asking daily for the baptism of the Holy Spirit; studying the Bible to learn and discern one's gifts as the Holy Spirit leads; having an open heart and mind to submit to

the Holy Spirit's guidance and confirmation from other church members with whom one is working towards God's cause.

Administration Apostleship

The ability to organize, manage, and supervise working with and through others to achieve goals. Its meaning is "to steer," as the helmsman or pilot of a ship. The ability to plan and launch projects to meet the needs of God's cause.

This is a title not normally used in church today. However, it means to be sent out, especially commissioned to represent the church in a broader ministry. This gift may be represented today by the Spirit-given ability to begin the work that may lead to new churches being established.

Discernment Evangelism

The analytical capacity to discern between truth and error, right and wrong.

The ability to so persuasively present the gospel of Jesus that people are led to become His disciples.

Exhortation Faith

This word is derived from the same word that Jesus used for the Comforter (Holy Spirit), one who comes alongside to encourage. Also, it is the ability to stimulate people to action in the service of God.

The ability to see a vision of what God wants done and the unswerving confidence to accomplish it regardless of the obstacles.

Giving Helps

The ability to share personal assets with joy and eagerness so that people are helped, and God's work is advanced.

The ability to unselfishly meet the needs of others through some type of practical help. The exercise of this gift often releases those with teaching and preaching gifts to minister the word of God.

Hospitality

The ability to open one's home graciously so that guests are put at ease and are refreshed both physically and spiritually.

Intercession

The practice of praying earnestly and sincerely on behalf of others and their special needs.

Knowledge

The ability to easily master a body of truth. It is also the ability to store and recall a fund of knowledge from God's Word to meet the need at hand.

Leadership

The ability to inspire and lead others in various ministries within the body of Christ. This gift is exercised with the attitude of a servant.

Serving

The unusual desire and capacity to render service to others.

Mercy

The capacity to feel sympathy with those in need (especially those who are suffering and miserable) and to manifest this sympathy in some practical way with a cheerful spirit so as to encourage and help those in need.

Missionary

The ability to minister across cultures.

Pastoring

The ability to shepherd, counsel, and encourage believers in their walk with Christ and in their service to the church and community.

Prophecy

Primarily this refers to the gift bestowed on one who is called to receive divine revelation from God to be communicated to man. Secondly, to the capacity to preach so that the Bible comes alive to the hearer.

Teaching

The ability to instruct and explain the Bible truths so clearly in such a detailed way that those willing to learn will understand.

Wisdom

The ability to penetrate into a matter, seeing the situation in its larger relationships, and imparting wise counsel from God's Word.

The devil always has a counterfeit for that which is genuine. Counterfeit gifts are often associated with the more visible such as miracles, healings, speaking in tongues, and prophecy. Being more spectacular, they have greater power to catch attention. Miracle working is one of the signs of the end. Manifestations of this order must be carefully tested by the church, for there will be miracles on both the side of truth and the side of error in the last days. Only by the Scriptures can they be tested.

The results of discovering your spiritual gifts include: knowing God's will for your life and where you best fit into the work of the church; coping better with diversity and conflict in relationships; improved identity and a sense of partnership with Jesus Christ as a result of being matched to the work most suited to you, and being better equipped to win friends and relatives to Jesus.

B. PERSONALITIES

In order to be more effective youth leaders, we need to understand not only how we think and respond, but how others do as well. There are several theoretical systems of personality measurement that can help us be more aware as we relate with one another. The Scriptures provide all sorts of advice not only about how we should behave and treat others, but also about our own attitudes. The writings of Ellen G. White on this topic were compiled into *Mind, Character and Personality*.

"Therefore, whatever you want men to do to you, do also to them, for this is the Law and the Prophets." (Matthew 7:12 NKJV)

"For as the body is one and has many members, but all the members of that one body, being many, are one body, so also is Christ. For by one Spirit we were all baptized into one body—whether Jews or Greeks, whether slaves or free—and have all been made to drink into one Spirit. For in fact the body is not one member but many." (1 Corinthians 12:12-14 NKJV)

“The gospel of Christ becomes personality in those who believe, and makes them living epistles, known and read of all men. In this way the leaven of godliness passes into the multitude. The heavenly intelligences are able to discern the true elements of greatness in character; for only goodness is esteemed as efficiency with God.” (Christian Education, White, E.G., 97)

“None should consent to be mere machines, run by another man’s mind. God has given us ability to think and to act, and it is by acting with carefulness, looking to Him for wisdom, that you will become capable of bearing burdens. Stand in your God-given personality. Be no other person’s shadow. Expect that the Lord will work in and by and through you.” (The Ministry of Healing, White, E.G., 498-499)

This statement in Testimonies for the Church holds special counsel for those who as Master Guides would accept the mantle of leader and trainer for the youth of our church.

“The leaders among God’s people are to guard against the danger of condemning the methods of individual workers who are led by the Lord to do a special work that but few are fitted to do. Let brethren in responsibility be slow to criticize movements that are not in perfect harmony with their methods of labor. Let them never suppose that every plan should reflect their own personality. Let them not fear to trust another’s methods; for by withholding their confidence from a brother laborer who, with humility and consecrated zeal, is doing a special work in God’s appointed way, they are retarding the advancement of the Lord’s cause.” (Testimonies for the Church, Vol. 9, White, E.G., 259)

To provide candidates with a deep understanding of human behavior, the Master Guide curriculum includes an introduction to the Spirit of Prophecy, child and adolescent developmental characteristics, and the “Big Five Personality Traits.” There are many theories and systems of personality measurement. As a Seventh-day Adventist Church, we do not support a specific theory and survey.

For centuries, the “Four Temperaments” theory has been considered a standard in human behavior theories. However, other theories, including the “Big Five Personality Traits”, have come to the forefront.

In consultation with your local Master Guide mentor or conference/field, select material available for your language and country to deepen your understanding of human behavior. Where access to these tests is challenging or if trying to complement these theories, Master Guide candidates can focus their research on the book *Mind, Character, and Personality* by Ellen White.

The Big Five Personality Traits

Source:

Lim, A (2020, June 15). The big five personality traits. Simply Psychology. www.simplypsychology.org/big-five-personality.html

The Big Five Model, also known as the Five-Factor Model, is the most widely accepted personality theory held by psychologists today. The theory states that personality can be boiled down to five core factors, known by the acronym CANOE or OCEAN:

Conscientiousness Agreeableness

Impulsive, disorganized vs. disciplined, careful

Suspicious, uncooperative vs. trusting, helpful

Neuroticism

Calm, confident vs. anxious, pessimistic

Openness to explore

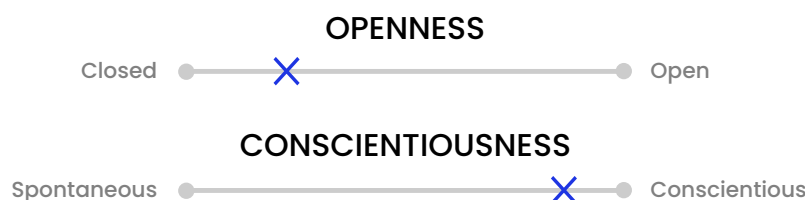
Prefers routine, practical vs. imaginative, spontaneous

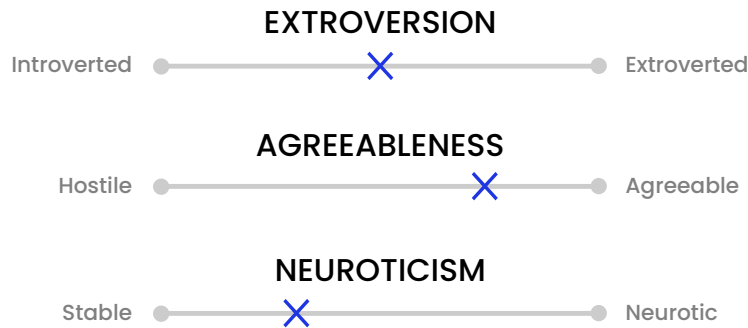
Extraversion

Reserved, thoughtful vs. sociable, fun-loving

Unlike other trait theories that sort individuals into binary categories (i.e. introvert or extrovert), the Big Five Model asserts that each personality trait is a spectrum.

Therefore, individuals are ranked on a scale between the two extreme ends.





For instance, when measuring Extraversion, one would not be classified as purely extroverted or introverted, but placed on a scale determining their level of extraversion.

By ranking individuals on each of these traits, it is possible to effectively measure individual differences in personality.

Conscientiousness

Conscientiousness describes a person's ability to regulate their impulse control in order to engage in goal-directed behaviors. It measures elements such as control, inhibition, and persistency of behavior.

HIGH

- Competence
- Organized
- Dutifulness
- Achievement striving
- Self-disciplined
- Deliberation

LOW

- Incompetent
- Disorganized
- Careless
- Procrastinates
- Indiscipline
- Impulsive

Conscientiousness vs. Lack of Direction

Those who score high on conscientiousness can be described as organized, disciplined, detail-oriented, thoughtful, and careful. They also have good impulse control, which allows them to complete tasks and achieve goals.

Those who score low on conscientiousness may struggle with impulse control, leading to difficulty in completing tasks and fulfilling goals.

They tend to be more disorganized and may dislike too much structure. They may also engage in more impulsive and careless behavior.

Agreeableness

Agreeableness refers to how people tend to treat relationships with others. Unlike extraversion which consists of the pursuit of relationships, agreeableness focuses on people's orientation and interactions with others. Facets of agreeableness include the following:

HIGH

- Trust (forgiving)
- Straightforwardness
- Altruism (enjoys helping)
- Compliance
- Modesty
- Sympathetic
- Empathy

LOW

- Skeptical
- Demanding
- Insults and belittles others
- Stubborn
- Show-off
- Unsympathetic
- Doesn't care about how other people feel

Agreeableness vs. Antagonism

Those high in agreeableness can be described as soft-hearted, trusting, and well-liked. They are sensitive to the needs of others and are helpful and cooperative. People regard them as trustworthy and altruistic.

Those low in agreeableness may be perceived as suspicious, manipulative, and uncooperative. They may be antagonistic when interacting with others, making them less likely to be well-liked and trusted.

Agreeableness

Extraversion reflects the tendency and intensity to which someone seeks interaction with their environment, particularly socially. It encompasses the comfort and assertiveness levels of people in social situations. Additionally, it also reflects the sources from which someone draws energy. Facets of extraversion include the following:

HIGH

- Sociable
- Energized by social interaction
- Excitement-seeking
- Enjoys being the center of attention
- Outgoing

LOW

- Prefers solitude
- Fatigued by too much social interaction
- Reflective
- Dislikes being the center of attention
- Reserved

Extraversion vs. Introversion

Those high on extraversion are generally assertive, sociable, fun-loving, and outgoing. They thrive in social situations and feel comfortable voicing their opinions. They tend to gain energy and become excited from being around others.

Those who score low in extraversion are often referred to as introverts. These people tend to be more reserved and quieter. They prefer listening to others rather than needing to be heard.

Introverts often need periods of solitude in order to regain energy as attending social events can be very tiring for them. Of importance to note is that introverts do not necessarily dislike social events, but instead find them tiring.

Openness to Experience

Openness to experience refers to one's willingness to try new things as well as engage in imaginative and intellectual activities. It includes the ability to "think outside of the box."

Facets of openness include the following:

HIGH

- Curious
- Imaginative
- Creative
- Open to trying new things
- Unconventional

LOW

- Predictable
- Not very imaginative
- Dislikes change
- Prefer routine
- Traditional

Openness vs. Closedness to Experience

Those who score high on openness to experience are perceived as creative and artistic. They prefer variety and value independence. They are curious about their surroundings and enjoy traveling and learning new things.

People who score low on openness to experience prefer routine. They are uncomfortable with change and trying new things, so they prefer the familiar over the unknown. As they are practical people, they often find it difficult to think creatively or abstractly.

Neuroticism

Neuroticism describes the overall emotional stability of an individual through how they perceive the world. It takes into account how likely a person is to interpret events as threatening or difficult. It also includes one's propensity to experience negative emotions.

Facets of neuroticism include the following:

HIGH

- Anxious
- Angry hostility (irritable)
- Experiences a lot of stress
- Self-consciousness (shy)
- Vulnerability
- Experiences dramatic shifts in mood

LOW

- Doesn't worry much
- Calm
- Emotionally stable
- Confident
- Resilient
- Rarely feels sad or depressed

Neuroticism vs. Emotional Stability

Those who score high on neuroticism often feel anxious, insecure and self-pitying. They are often perceived as moody and irritable. They are prone to excessive sadness and low self-esteem.

Those who score low on neuroticism are more likely to calm, secure and self-satisfied. They are less likely to be perceived as anxious or moody. They are more likely to have high self-esteem and remain resilient.

Stability of the Traits

People's scores of the Big Five remain relatively stable for most of their life with some slight changes from childhood to adulthood. A study by Soto & John (2012) attempted to track the developmental trends of the Big Five traits.

They found that overall agreeableness and conscientiousness increased with age. There was no significant trend for extraversion overall although gregariousness decreased, and assertiveness increased.

Openness to experience and neuroticism decreased slightly from adolescence to middle adulthood. The researchers concluded that there were more significant trends in specific facets (i.e. adventurousness and depression) rather than in the Big Five traits overall.

RESOURCES

- www.simplypsychology.org/big-five-personality.html
- Surveys should be approved and provided by your local Conference/Mission.

PORTFOLIO COMPLETION

- Include the completed survey on spiritual gifts.
- Include the completed survey on personalities.
- Include your two-page reflection on spiritual gifts, and your two-page reflection on personalities. Reflect on gifts you identify in yourself and other leaders, how this knowledge will assist you in youth ministry, and how it will strengthen your church for the work God has called it to do.

5. FOR AT LEAST ONE YEAR, BE AN ACTIVE STAFF MEMBER IN AN ADVENTURER OR PATHFINDER CLUB, OR TEACH A SABBATH SCHOOL FOR THESE AGE GROUPS.

COMPLETE EACH OF THE FOLLOWING:

- a. Attend at least 75% of all staff meetings
- b. Teach three adventurer awards or two pathfinder honors
- c. Have or earn the christian storytelling honor

As a staff member, you will want to apply and experiment with the new skills learned from the basic training workshops in the Prerequisites section and leadership training workshops in the I. Leadership Identity & Growth section. Your involvement in a club ministry and/or a children's Sabbath School will strengthen your church and provide you with invaluable

mentorship experiences. In addition to your other responsibilities, include teaching three Adventurer awards or two Pathfinder honors during this year.

Christian Storytelling provides tools to share a fact or story in understandable ways, by adapting it to the age, place, culture, and knowledge of the audience. It is probably one of the most useful honors for Master Guides as they share lessons or principles with children and youth in a manner that reflects Christ's example as a storyteller. The fulfillment of this requirement may overlap with other requirements, including teaching the Fundamental Beliefs, telling the children's story at church, and teaching Investiture Achievement, club worships, and Sabbath School. If needed, contact your local church leaders for opportunities to fulfill this requirement.

RESOURCES

- Your Division and Union provide published and electronic documents with additional resources for teaching Adventurer, Pathfinder, and Sabbath School classes.
- The General Conference Youth Ministries website provides a number of resources about Adventurers and Pathfinders. Visit the site at <http://gcyouthministries.org>
- The General Conference Sabbath School and Personal Ministries website provide resources about children's Sabbath School. Visit the site at <http://www.gracelink.net>
- Find the requirements for the Christian Storytelling honor in this link: <https://www.gcyouthministries.org/honor/christian-storytelling/>

PORTFOLIO COMPLETION

- Document the awards or honors you teach.
- Include in your Portfolio all your answers and materials collected for this honor.

Additional Notes: Final approval is at the determination of the reviewing Master Guide following the guidelines of the local Conference/Mission Youth Director or their designated representative.



II. LIFESTYLE DEVELOPMENT [STATURE]

1. CHOOSE ONE OF THE FOLLOWING AND RECORD YOUR PROGRESS:

- a. Have or earn the physical fitness honor.
- b. Have or earn the sportsman master award.
- c. Complete the physical fitness section of the way silver award or gold award.
- d. In consultation with your master guide mentor, choose a fitness app and complete at least a three-month program.
- e. Complete a three-month physical fitness program recommended by your doctor.

The **Physical Fitness honor** is included as an option in a format familiar for Pathfinders. Lifestyle is not an isolated event, but a lifetime process. This is an excellent opportunity to incorporate an exercise routine into your daily life.

Sportsman Master Award is a collection of Pathfinder honors pertaining to sports. Most sports involve a degree of physical effort and discipline, which is consistent with what a candidate should include in their lifestyle. Besides, they can be really fun!

AY Silver Award is presented to Christian youth in secondary school who have demonstrated exceptional qualities of physical, mental and cultural development. The program gives teen-age youth an opportunity to find satisfaction in worthwhile achievement. AY Gold Award is the next progression, designed for college students who have already earned the Silver Award.

Fitness apps are a common and handy way to have a routine and a record of fitness activities. In consultation with your Master Guide Mentor, choose one that will improve a healthy lifestyle.

Complete a three-month physical fitness program recommended by your doctor. Sometimes practicing a standard fitness program may be not possible. This option provides a more flexible opportunity for candidates with physical challenges. This opportunity must be recommended by a medical professional based on physical or medical needs.

RESOURCES

- The requirements for the Physical Fitness honor can be found at <https://www.gcyyouthministries.org/honor/physical-fitness/>
- The requirements for the Sportsman Master Award can be found at
- <https://www.gcyyouthministries.org/honor/sportsman-master-award/>
- Review the physical requirements and the procedure for evaluation of the AY Silver Award and Gold Award at
- <https://youth.adventist.org/Ministries/Young-Adults/AY-Silver-Award>
- <https://youth.adventist.org/Ministries/Young-Adults/AY-Gold-Award>

PORTFOLIO COMPLETION

- Include your answers and materials collected for the Physical Fitness honor.
- Include your answers and materials collected for the Sportsman Master award.
- Include the physical records achieved for your AY Silver or Gold Award, include a report of dates and training sessions, or
- Include a written recommendation from a medical professional of an appropriate physical fitness program for your physical/medical needs.

2. HAVE OR EARN EACH OF THE FOLLOWING HONORS:

- a. Basic Water Safety
- b. Camp Safety
- c. Camping Skills I
- d. Camping Skills II
- e. Temperance

A. BASIC WATER SAFETY

Basic Water Safety is the first step before any activity conducted on a swimming pool, lake, sea or any other water environment. Notice: This honor DOES NOT replace a lifeguard certification. The goal is to prevent accidents and be aware of risks related to water activities.

B. CAMP SAFETY

The focus of Camp Safety is promoting safety in a camp environment. Pathfinder Club identity is strongly rooted in outdoor activities, especially campouts. Failing to identify risks and taking safety measures may result in injuries and undesirable outcomes.

C. D. CAMPING SKILLS I & II

Camping Skills I & II provide basic knowledge in order to create a positive experience while camping. As mentioned before, outdoor activities have a major role in Club Ministries.

Learning from God's creation is an inspiration today, as it was in Eden!

"While the Bible should hold the first place in the education of children and youth, the book of nature is next in importance. God's created works testify to his love and power." (Counsels to Parents, Teachers, and Students, White, E.G., 185)

"Nature and revelation alike testify of God's love. Our Father in heaven is the source of life, of wisdom, and of joy. Look at the wonderful and beautiful things of nature. Think of their marvelous adaptation to the needs and happiness, not only of man, but of all living creatures. The sunshine and the rain, that gladden and refresh the earth, the hills and seas and plains, all speak to us of the Creator's love. It is God who supplies the daily needs of all His creatures." (Steps to Christ, White, E.G., 9)

E. TEMPERANCE

Temperance is the habit or practice of avoiding extremes of behavior. Even our enthusiasm for a good lifestyle should be subject to moderation. In daily life, any excess of activities may become a threat to our healthy lifestyle. A few examples include too much sitting or standing, too many hours in front of a screen, too much work or free time, and too much food or excessive fasting.

RESOURCES

- Find the requirements for the Basic Water Safety honor at <https://www.gcyyouthministries.org/honor/basic-water-safety/>
- Find the requirements for the Camp Safety honor at <https://www.gcyyouthministries.org/honor/camp-safety/>
- Find the requirements for the Camping Skills I honor at <https://www.gcyyouthministries.org/honor/camping-skills-i/>
- Find the requirements for the Camping Skills II honor at <https://www.gcyyouthministries.org/honor/camping-skills-ii/>
- Find the requirements for the Temperance honor at <https://www.gcyyouthministries.org/honor/temperance/>

PORTFOLIO COMPLETION

- Include in your Portfolio all your answers and materials collected for these honors.

3. HAVE OR EARN THREE OF THE FOLLOWING HONORS:

- | | |
|------------------------|---------------------------------|
| a. Backpacking | f. Ecology |
| b. Basic Rescue | g. Fire Building & Camp Cookery |
| c. Camping Skills III | h. Knot Tying |
| d. Camping Skills IV | i. Nutrition |
| e. Drilling & Marching | j. Orienteering |

Earning honors is a good way to develop the gifts God has given us. These honors will provide a new level of expertise in the desired area, perhaps related to the missional emphasis in your Conference/Mission. Every honor has a purpose, so before selecting, ask yourself what honors are related to your personal skills and will be most useful for your community.

A. BACKPACKING

Backpacking takes the Camping Skills honors to the next level because you will have to take all your camping equipment with you and hike with it! While learning this honor, you will discover that you can improve your list of equipment in order to make it lighter and more efficient.

B. BASIC RESCUE

Basic Rescue is very useful for responding to accidents. This honor does not take the place of official certifications that are mandatory in some countries in order to participate as a first responder in an accident.

C. D. CAMPING SKILLS III & IV

Camping Skills III & IV improve your knowledge in campouts under difficult circumstances, and build upon the skills learned in Camping Skills I & II.

E. DRILLING AND MARCHING

Drilling and Marching is a classic in many countries and a good way to learn obedience and develop self-control, which are principles very important in the Bible. This honor may not be appropriate for the culture of some countries.

F. ECOLOGY

Ecology provides a Biblical approach to this topic. As contamination of our planet becomes more severe every year, ecology is an increasingly important topic for our generation.

G. FIRE BUILDING & CAMP

Fire Building & Camp Cookery will add to both the safety of a campout and the enjoyment of a tasty and healthy meal in the outdoors.

H. KNOT TYING

Knot Tying is a classic in many countries, and when properly practiced, is a very useful tool for Master Guides.

I. NUTRITION

Lifestyle habits make a big impact on healthy living. Nutrition problems exist around the world, and the Nutrition honor is a good start to improve the habits of both the leader and their community.

J. ORIENTEERING

Seemingly relegated by GPS systems, but in truth a timeless skill. By learning the basic use of a compass and a map, develop a sense of direction, so when the GPS runs out of battery you still know where you are! By completing this honor, you may also learn to use a GPS device more effectively.

STEWARDSHIP

Every leader must be a good steward of God's gift like time, spiritual gifts, and resources.

RESOURCES

- Find the requirements for the Backpacking honor at <https://www.gcyouthministries.org/honor/backpacking/>
- Find the requirements for the Basic Rescue honor at <https://www.gcyouthministries.org/honor/basic-rescue/>
- Find the requirements for the Camping Skills III honor at <https://www.gcyouthministries.org/honor/camping-skills-iii/>
- Find the requirements for the Camping Skills IV honor at <https://www.gcyouthministries.org/honor/camping-skills-iv/>
- Find the requirements for the Drilling and Marching honor at <https://www.gcyouthministries.org/honor/drilling-marching/>
- Find the requirements for the Ecology honor at <https://www.gcyouthministries.org/honor/ecology/>
- Find the requirements for the Fire Building & Camp Cookery honor at <https://www.gcyouthministries.org/honor/fire-building-camp-cookery/>
- Find the requirements for the Knot Tying honor at <https://www.gcyouthministries.org/honor/knot-tying/>
- Find the requirements for the Nutrition honor at <https://www.gcyouthministries.org/honor/nutrition/>
- Find the requirements for the Orienteering honor at <https://www.gcyouthministries.org/honor/orienteering/>
- Find the requirements for the Stewardship honor at <https://www.gcyouthministries.org/honor/stewardship/>

PORTFOLIO COMPLETION

- Include in your Portfolio all your answers and materials collected for the three honors you selected.

4. HOLD A CURRENT RED CROSS FIRST AID & CPR CERTIFICATE OR ITS EQUIVALENT.

A current certificate is defined as one earned within the past two years or the time limit given before the certificate expires. Every few years, each volunteer should take a First Aid and CPR training course in order to update their certification and be ready for any situation.

The International Red Cross and Red Crescent Movement is a global humanitarian network of 80 million people that helps those facing disaster, conflict and health and social problems. It consists of the International Committee of the Red Cross, the International Federation of Red Cross and Red Crescent Societies and the 191 National Red Cross and Red Crescent Societies.

In countries where there is no strong Red Cross/Red Crescent, St. John's Ambulance, or other similar programs, completion of the standard First Aid and CPR honors will fulfill this requirement when taught by health professionals.

RESOURCES

- The International Federation of Red Cross and Red Crescent Societies offers a number of free online training tools that they call "Learning Platform." They are offered in different languages. You can find them at <https://ifrc.csod.com/client/ifrc/default.aspx>
- Their site can also provide you with contact information on almost 200 Red Cross or Red Crescent Societies around the world. You can find them at <http://www.ifrc.org/en/who-we-are/directory/>
- Find the requirements for the First Aid Basic honor at <https://www.gc youthministries.org/honor/first-aid-basic/>
- Find the requirements for the CPR honor at <https://www.gc youthministries.org/honor/cpr-cardiopulmonary-resuscitation/>

PORTFOLIO COMPLETION

- Include in your Portfolio all your materials collected for this certificate or honor.

Additional Notes: Final approval is at the determination of the reviewing Master Guide following the guidelines of the local Conference/Mission Youth Director or their designated representative.



III. SPIRITUAL GROWTH [FA- VOR WITH GOD]

1. CHOOSE ONE OF THE FOLLOWING AND DO TWO SHARE SECTION OPTIONS:

- a. Read or listen to the four Gospels and *The Desire of Ages* by Ellen G. White.
- b. Read or listen to the Encounter Plan, Series 1: *Christ the Way*.

Christ is our Role Model as leaders, and it is paramount that we bend our minds to the study of His character and ministry. The Encounter Plan is a set of four devotional plans of the Bible and an accompanying section of the Conflict of the Ages series books by Ellen G. White, which serve as commentary. Series 1: *Christ the Way*, covers the gospels and provides the checklist for this requirement. You may also choose to read at your own pace.

There are increasing options for audio versions of the Scriptures and other books. These include audio Bibles, online audio Bibles, and video Bibles with word-for-word (unabridged) recitation. Any of these media options are considered appropriate to complete this requirement.

RESOURCES

- Find various versions of the Bible at <https://www.biblegateway.com/>
- Find the Encounter Plan at <https://www.gcyyouthministries.org/resources/morning-watch/>
- Find The Desire of Ages at <https://m.egwwritings.org/en/book/108/info>
- Find The Desire of Ages in audio format at <http://ellenwhiteaudio.org>

PORTFOLIO COMPLETION

- Provide evidence of two **Share Section** options
- Record which chapters you read each day.

2. KEEP A DEVOTIONAL JOURNAL FOR AT LEAST ONE MONTH, SUMMARIZING WHAT YOU LEARN IN YOUR DEVOTIONAL TIME AND OUTLINING HOW YOU ARE GROWING IN YOUR FAITH.

Personal devotions are irreplaceable. This is an opportunity for you to keep track of what you are doing in your devotional time, and be able to look back and see what God is leading you to learn. Make the journal in whatever format and style fits you the best.

You may choose to study the Gospels, The Desire of Ages, and the 28 Fundamental Beliefs during your devotional time, and thus partially complete multiple requirements from the III. Spiritual Growth (Favor with God) simultaneously. This is permissible and encouraged.

PORTFOLIO COMPLETION

- Include the journal, or a link to access it, in your Portfolio.

3. READ OR LISTEN TO THE BOOK STEPS TO CHRIST BY ELLEN G. WHITE AND DO TWO SHARE SECTION OPTIONS.

This little book, now translated into more than 150 languages (one of the top 10 most translated books in history), outlines very simply and clearly the process of discipleship and salvation. Salvation and service are what youth ministry is all about. It is very important to have a clear, practical understanding of what salvation is, and be able to share this knowledge with anyone eager to learn about Christ. Audio options are available for the book *Steps to Christ*. Any of these media options is considered appropriate to complete this requirement.

RESOURCES

- Audio of many Ellen G. White writings, including the book *Steps to Christ*, are available in multiple languages at <http://ellenwhiteaudio.org>
- Find the book *Steps to Christ* at <https://m.egwwritings.org/en/book/108/info>

PORTFOLIO COMPLETION

- Provide evidence of two **Share Section** options and record which chapters you read or listen to each day.

4. WRITE A ONE-PARAGRAPH PERSONAL REFLECTION ON EACH OF THE 28 FUNDAMENTAL BELIEFS.

As a future Master Guide, it is important that you have a firm understanding of the beliefs of the Seventh-day Adventist Church. Your role as a youth leader will give you many opportunities to share, clarify, and teach these topics. The requirement to review and prepare a one-paragraph personal reflection on each of the 28 Fundamental Beliefs is critical to your ability to provide accurate answers on these topics.

Remember, just as important as memorization is an understanding of the concepts presented in the 28 Fundamental Beliefs. We are called “to be thinkers, and not mere reflectors of other people’s thought.” This is why we need to fully understand why we believe what we believe and “always be prepared to give an answer to everyone who asks you to give the reason for the hope that you have.” (1 Peter 3:15 NIV)

Seventh-day Adventists accept the Bible as the only source of our beliefs. We consider our movement to be the result of the Protestant conviction *Sola Scriptura*—the Bible as the only standard of faith and practice for Christians.

Currently, Adventists uphold 28 Fundamental Beliefs that can be organized into six categories: The Doctrines of God, Man, Salvation, The Church, The Christian Life, and Last Day Events. In each teaching, God is the Architect, who in wisdom, grace and infinite love, is restoring a relationship with humanity that will last for eternity.

RESOURCES

- Visit the official website of the Seventh-day Adventist Church to access the list of beliefs: <https://www.adventist.org/beliefs/>

PORTFOLIO COMPLETION

- Include in every paragraph the key verse(s) connected to each Fundamental Belief.
- Even if at first sight this requirement seems simple, to summarize an entire Fundamental Belief requires a thorough knowledge of the subject, and reflection should include how the belief informs your walk with God, so you have a ready answer to those who inquire about your faith.

5. CHOOSE ONE OF THE FOLLOWING:

- a. Teach a three-month Bible class/baptismal study.
- b. Teach five of the following beliefs at a church-approved program:
 1. Creation
 2. The Experience of Salvation
 3. Growing in Christ
 4. The Remnant and its Mission
 5. Baptism
 6. Spiritual Gifts and Ministries
 7. The Sabbath
 8. Christ's Ministry in the Heavenly Sanctuary
 9. The Second Coming of Christ
 10. Death and Resurrection

You have prepared summaries of each Fundamental Belief. Now you will use some of these summaries as the basis for five lessons you will prepare and teach, selecting topics from the list above.

These lessons may be taught in a Bible class/baptismal study, Sabbath School class, or Adventurer/Pathfinder Investiture Achievement coursework. This requirement gives an abridged list of the beliefs most critical and unique to the Adventist perspective.

RESOURCES

- An audio recording, animated slideshow or video could be made and uploaded to a media site such as YouTube or to a social media site, or made available to other ministry teams.

PORTFOLIO COMPLETION

- Provide a copy of the completed presentations in your Portfolio. If you participated in a group evangelistic effort, include a short report of the program and outcome.
- If you are teaching a Bible class or baptismal study, list the topics that were taught and the materials used for it. Also, the place, dates and a short description of the activity.

6. CHOOSE ONE OF THE FOLLOWING AND DO TWO SHARE SECTION OPTIONS:

- a. Have or earn the Sanctuary honor.
- b. Attend a Conference/Mission approved workshop about the Sanctuary.

“There is a sanctuary in heaven, the true tabernacle made not by human hands. There Christ ministers on our behalf, making available to believers the benefits of His atoning sacrifice offered once for all on the cross. Jesus’ ultimate sacrifice gives us confidence to approach God, knowing we are forgiven. Now Jesus is reviewing our lives before returning to take us home, so there’s no question that His judgments are made in love.

At His ascension, He was inaugurated as our great High Priest and began His intercessory ministry, which was typified by the work of the high priest in the holy place of the earthly sanctuary. In 1844, at the end of the prophetic period of

2300 days, He entered the second and last phase of His atoning ministry, which was typified by the work of the high priest in the most holy place of the earthly sanctuary.

It is a work of investigative judgment which is part of the ultimate disposition of all sin, typified by the cleansing of the ancient Hebrew sanctuary on the Day of Atonement. In that typical service the sanctuary was cleansed with the blood of animal sacrifices, but the heavenly things are purified with the perfect sacrifice of the blood of Jesus.

The investigative judgment reveals to heavenly intelligences who among the dead are asleep in Christ and therefore, in Him, are deemed worthy to have part in the first resurrection. It also makes manifest who among the living are abiding in Christ, keeping the commandments of God and the faith of Jesus, and in Him, therefore, are ready for translation into His everlasting kingdom. This judgment vindicates the justice of God in saving those who believe in Jesus. It declares that those who have remained loyal to God shall receive the kingdom. The completion of this ministry of Christ will mark the close of human probation before the Second Advent. (Lev. 16; Num. 14:34; Ezek. 4:6; Dan. 7:9-27; 8:13, 14; 9:24-27; Heb. 1:3; 2:16, 17; 4:14-16; 8:1-5; 9:11-28; 10:19-22; Rev. 8:3-5; 11:19; 14:6, 7; 20:12; 14:12; 22:11, 12.)" (Fundamental Belief #24 Christ's Ministry in the Heavenly Sanctuary)

RESOURCES

- Find the requirements for the Sanctuary honor at <https://www.gcyyouthministries.org/honor/sanctuary/>

PORTFOLIO COMPLETION

- Include in your Portfolio all your answers and materials collected for this honor or for a workshop explaining the Sanctuary approved by your Conference/Mission.

7. CHOOSE ONE OF THE FOLLOWING AND DO TWO SHARE SECTION OPTIONS:

- a. Have or earn the Adventist Pioneer Heritage honor.
- b. Watch the series Tell the World.
- c. Watch the series Keepers of the Flame.
- d. Read or listen to a book on church heritage approved by your Conference/Mission.

Church history is important to our understanding of our belief system, and how the Seventh-day Adventist Church has been shaped over time by God's leading. It is likely that you will find parallels to your own experience, and learn that both the disappointments and triumphs of this movement were key to their physical, mental and spiritual success. Take advantage of one of these options to learn more about the origins of our faith community.

RESOURCES

- Find the requirements for the Adventist Pioneer Heritage honor in this link: <https://www.gcyyouthministries.org/honor/adventist-pioneer-heritage/>
- Tell the World video series can be found at <https://telltheworld.adventist.org>
- Keepers of the Flame video series can be found at <https://www.hopechannel.com/au/watch/shows/keepers-of-the-flame>

PORTFOLIO COMPLETION

- Include in your Portfolio all your answers and materials collected for this requirement.
- The one-page summary should include the conclusions achieved by the group as well as the main spiritual lessons obtained.
- Complete the Share Section. More information about this at the end of this curriculum.

Additional Notes: Final approval is at the determination of the reviewing Master Guide following the guidelines of the local Conference/Mission Youth Director or their designated representative.

IV. COMMUNITY DEVELOPMENT

[FAVOR WITH MAN]

1. HAVE OR EARN THE PERSONAL EVANGELISM HONOR.

On the day that He ascended to Heaven, Christ made it very clear that He expected us to tell the world the good news of salvation. “All authority has been given to Me in heaven and on earth. Go therefore and make disciples of all the nations, baptizing them in the name of the Father and of the Son and of the Holy Spirit, teaching them to observe all things that I have commanded you; and lo, I am with you always, even to the end of the age.” (Matthew 28:18–20 NKJV). It should come as no surprise that the mission statement of the Seventh-day Adventist church focuses on evangelism:

OUR MISSION

“The mission of the Seventh-day Adventist Church is to make disciples of all people, communicating the everlasting gospel in the context of the three angels’ messages of Revelation 14:6–12, leading them to accept Jesus as personal Savior and unite with His remnant Church, disciplining them to serve Him as Lord and preparing them for His soon return.

OUR METHODOLOGY

We pursue this mission under the guidance and through the empowerment of the Holy Spirit through:

Preaching

Accepting Christ's commission, we proclaim to all the world, in these last days, the everlasting gospel of God's love, most fully revealed in His Son's life, ministry, atoning death, resurrection and high priestly ministry. Recognizing the Bible to be God's infallible revelation of His will, we present its full message, including the second advent of Christ and the continuing authority of His Ten Commandment law with its reminder of the Seventh-day Sabbath.

Teaching

Acknowledging that development of mind and character is essential to God's redemptive plan, we promote the growth of a mature understanding of and relationship to God, His Word and the created universe.

Healing

Affirming the Biblical principles of the wellbeing of the whole person, we make the preservation of health and healing of the sick a priority and through our ministry to the poor and oppressed, cooperate with the Creator in His compassionate work of restoration.

Discipling

Affirming the continued spiritual growth and development of all members, we nurture the newly converted, instruct them in righteous living, train them for effective witness and encourage their responsive obedience to God's will." *This statement was voted by the General Conference of Seventh-day Adventists Executive Committee at the Annual Council Session in Silver Spring, Maryland on October 13, 2009.*

APPROACH

There are many ways to do evangelism. Sharing your personal testimony with someone is evangelism. Working with a group to feed the homeless is evangelism. Holding a tent meeting for the public is evangelism. The intent of this requirement is twofold: to involve you in evangelism, and give you the experience of working with an evangelistic team.

RESOURCES

- The book Evangelism by Ellen G. White provides outstanding guidance for many aspects of evangelism. Find it at <https://m.egwwritings.org/en/book/30/info>
- Many of Ellen White's writings, including the book Evangelism, are available in audio format to stream live or down in multiple languages at: <http://ellenwhiteaudio.org>
- Find the requirements for the Personal Evangelism honor in this link: <https://www.gcy-outhministries.org/honor/personal-evangelism/>

PORTFOLIO COMPLETION

- Include in your Portfolio all your answers and materials collected for this honor.
- Explain this requirement to the Personal Ministries Coordinator of your local church and volunteer for any evangelistic project, ideally in the form of a process or multiple events, and not just an isolated event.
- If this is not possible at your local church, contact the Conference/Mission Youth Director or Evangelism Director, and volunteer for any evangelism project involving a process and not just an isolated event.
- Provide a letter or some other document from the evangelism coordinator outlining your role in the evangelism projects.

2. HAVE OR EARN THREE OF THE FOLLOWING HONORS:

- a. Cultural Diversity Appreciation
- b. Peacemaker
- c. Social Media
- d. One ADRA honor not previously earned
- e. One Household Arts honor not previously earned

These honors provide useful tools to connect with and serve the community around us.

A. CULTURAL DIVERSITY APPRECIATION

In a globalized world, it is increasingly easy to be exposed to different cultures. We can see a different culture as a threat or as an opportunity to learn more about a different country, or a different community within our country. The goal is always the same, to build bridges like Jesus did.

B. PEACEMAKER

This is a guideline on how different conflicts can be solved. Any small or large community faces different conflicts on a regular basis. Proper tools to cope with these situations can de-escalate conflict. The Bible has useful examples presented in this honor.

C. SOCIAL MEDIA

This is part of daily life for millions of people and can be a useful tool to impact our community or be a stumbling block for our spiritual life. This honor is intended to create awareness of how to use social media proactively.

D. ONE OF THE ADRA HONORS

ADRA honors are intended to share tools and the experience of ADRA International by presenting requirements that deal with some of the major needs of communities around the world.

E. ONE HOUSEHOLD ARTS HONOR NOT PREVIOUSLY EARNED

The first community we should take care of is our family. For this reason, Household Arts honors provide useful tools to collaborate at home. Even if the candidate has experience in running a household, there are always new skills to learn.

RESOURCES

- The requirements for the Cultural Diversity Appreciation honor can be found at <https://www.gcyyouthministries.org/honor/cultural-diversity-appreciation/>
- The requirements for the Peacemaker honor can be found at <https://www.gcyyouthministries.org/honor/peacemaker/>

- The requirements for the Social Media honor can be found at <https://www.gcyouthministries.org/honor/social-media/>
- The requirements for the ADRA honors can be found at <https://www.gcyouthministries.org/ministries/pathfinders/honors/>
- The requirements for Household Arts honors can be found at <https://www.gcyouthministries.org/ministries/pathfinders/honors/>

PORTFOLIO COMPLETION

- Include in your *Portfolio* all your answers and materials collected for the three honors selected.

3. PARTICIPATE IN ORGANIZING THREE SOCIAL/ FELLOWSHIP EVENTS WITH YOUR LOCAL CHURCH.

Your local church is a faith and fellowship community that should go beyond the worship meeting on Sabbath morning, providing the chance to share our weekly challenges, blessings, and experiences. We have a clear example in the Early Church, where followers of Jesus shared much more than the worship service (Acts 2:46-47; 4:32-37).

With this said, a Master Guide candidate should be involved with the community of the local church, and social/fellowship activities are part of it. Church activities include strengthening friendships within the church, such as potlucks, church picnics, birthdays, and wedding celebrations (John 2:1-12), Sabbath afternoon nature hikes, visiting the elderly or sick, etc. These activities help us connect with the great family of the church without compromising our Bible principles.

RESOURCES

- Contact the local pastor or elders of the church to get information about church social fellowship events and volunteer to help with the activity according to your skills.

PORTFOLIO COMPLETION

- Include in your Portfolio a full description of the activities, including dates, places, and your role.

4. CHOOSE ONE OF THE FOLLOWING AND WHEN POSSIBLE, INVOLVE YOUR CLUB OR YOUTH GROUP:

- a. Meet with a local government agency, non-profit, or other organization and participate in a community service project.
- b. Work in an outreach initiative with your local coordinator of ADRA (or an equivalent ministry) for a minimum of three months.

Every candidate should involve themselves in humanitarian projects. “Dear children, let us not love with words or speech but with actions and in truth.” (1 John 3:18) When working with organizations, remember to be respectful about their regulations, including policies on proselytizing. Sometimes your life and your service are the best sermons.

The Seventh-day Adventist Church has several humanitarian organizations, including the Adventist Development and Relief Agency (ADRA). In many countries, these humanitarian efforts are led by ADRA, but in others, the similar efforts may be led by a different ministry, such as Adventist Community Service (ACS) in the North American Division, or “*Acción Solidaria Adventista*” (ASA) in the South American Division.

RESOURCES

- Contact the local Community Service coordinator or elders of the church to get information about these kinds of activities and volunteer to help with the activity according to your skills.

PORTFOLIO COMPLETION

- Evidence of your participation may include a photo of you in the event, a full report of the activity (date, venue, what was the mission, number of participants, how did you support the activities, etc.).

Additional Notes: Final approval is at the determination of the reviewing Master Guide following the guidelines of the local Conference/Mission Youth Director or their designated representative.

SHARE SECTION

SHARE WHAT YOU ARE LEARNING! INCLUDE EVIDENCE (PICTURE, WRITTEN SUMMARY, LINK, ETC.) IN YOUR *PORTFOLIO*.

- a. Write three inspirational cards and give them to a friend that does not attend church.
- b. Post three of your favorite quotes (with brief commentary) on social media or a personal blog.
- c. Record a video or podcast summarizing three ideas you learned and post it online.
- d. Discuss with a group three concepts you can apply to evangelism.
- e. Present a devotional to your club or youth group.
- f. Share in another creative way approved by your Conference/Mission.

The **Share Section** provides opportunities for evangelism that can be applied to a variety of requirements. Extroverts and introverts alike will find ways to share the lessons learned rather than keeping that treasure just for themselves. The key word is share! A Master Guide's mission is to share their knowledge with everybody for God's glory.

PORTFOLIO COMPLETION

Keep in mind that the Share Section is not a requirement in itself, but a way to demonstrate what you are learning.

- When you write inspirational cards, please include copies of these cards in the Portfolio, including names of the people that received them, and the dates.
- When you post the quotes and commentaries on the Internet, please include a link to find the post, or print a screenshot for the Portfolio.
- When you record a video, please include a link to watch the video, and the script if used.
- When discussing with a group, please register the date, members of the group, the ideas you presented, and whether the group is planning to apply one of the ideas.
- When you present a devotional, include your notes in the Portfolio, including the date, place, and audience.
- Provide evidence of completion for the creative idea approved by your Conference/Mission.

MG holistic model

“And Jesus grew in
wisdom and stature,
and in favor with God
and man.”

Luke 2:52

