

Technical Rider- Aerial Hoop 2021

The following conditions outlined in this technical rider are optimal conditions for the performance of the act. If exact conditions cannot be met by the hiring venue, do not hesitate to contact the artist with questions - I hope to find a solution!

Artist:

Erika Valles

info@erikavalles.com

erikavalles.com

404-585-7669

Act:

Aerial hoop act, 6:30 minutes (can be shortened or extended as needed)

Materials (artist will provide):

Aerial hoop (size); 8 foot synthetic round sling spanset (3 can be provided as needed); aerial rated swivel; steel carabiners (3 can be provided as needed); 2, 4 foot sling loops

Materials (venue will provide):

Winch or pulley system (if not available, the act can be adapted to a static height.)
Ladder or someway to get to aerial point

Performance area:

Ideal width: 25 feet (7.6 meters) (act will be modified for smaller performance areas)

Minimum width: 10 feet (3 meters)

Minimum depth: 10 feet (3 meters)

Minimum height: 11' 6" (6 meters) (act will be modified for lower ceiling heights)

Important: minimum stage dimensions must extend to the height of the rigging point and there may be no impeding objects such as ceilings fans, lighting instruments, speakers, decor, etcetera. The minimum stage dimensions also apply to the surrounding audience. For the audience's safety they must not be able to get closer than 10 feet to the aerial hoop.

The stage or performance surface should be mostly or completely flat, free of splinters, debris, holes, or other obstructions, and swept clean if indoors.

Adequate lighting so the artist may see the ground and surroundings and a functional professional quality sound system must be provided by the presenter.

Rigging:

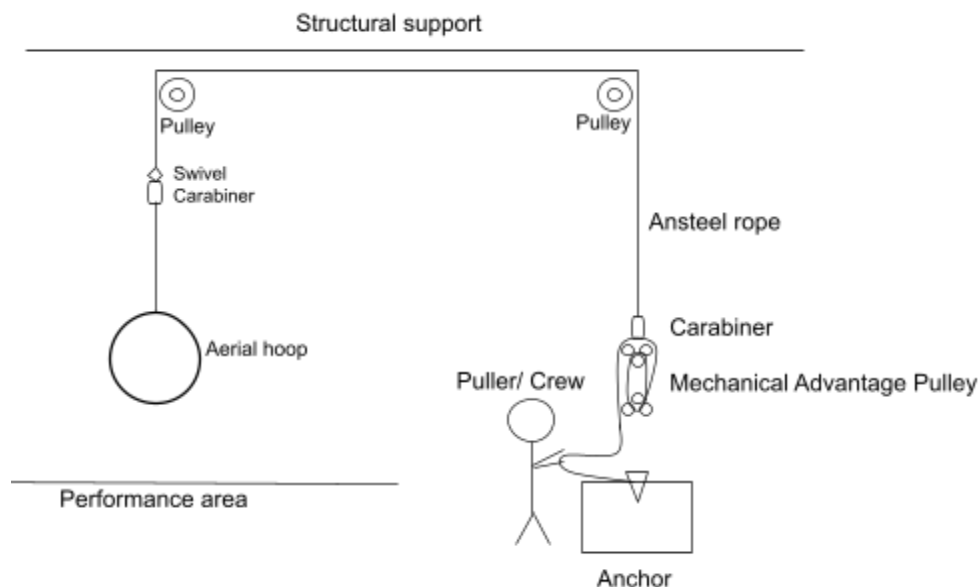
The act may be performed outdoors on a freestanding aerial rig, or indoors in a space equipped with a least one rated aerial rigging point of minimum **2,250lbs (1020kg)** allowable weight load to support the artist's dynamic working load in the air. Indoor rigging points must be located on a structural support such as I-beams, trussing, cross beams, crane, ect. Safe access to the rigging point such as a ladder, scissor lift, or foot access by catwalk must be provided by the presenter, otherwise a professional rigger or rigging team must be available for load in/ load out at the presenter's expense. Artist reserves the right to speak with a building engineer and/ or assess the rigging conditions prior to performance. Artist reserves the right to withdraw if the rigging or performance area is deemed unsafe by either rigger or artist.

Crew Support:

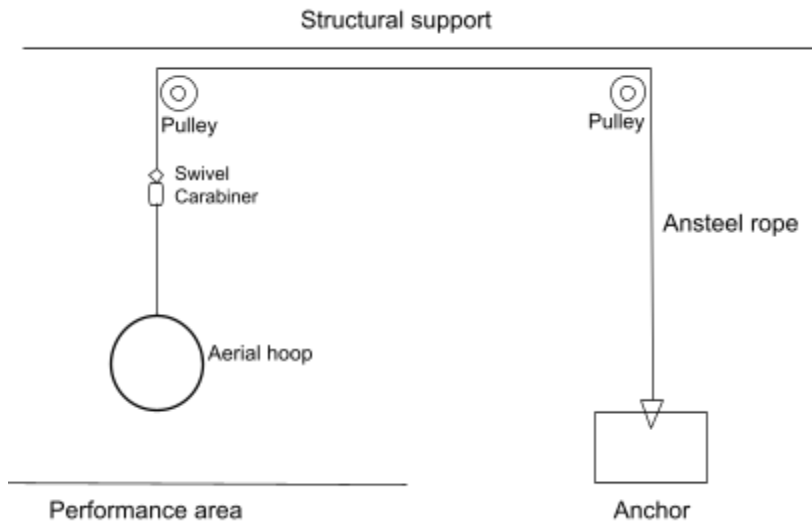
A puller (someone entrusted to lift and lower me and my equipment (225lbs) during the act) must be provided and attend every rehearsal and show. If not able, the act can be adapted to a static height, or the performer can provide the puller for an additional fee of being paid the same rate as a performer.

Examples of Rigging Conditions:

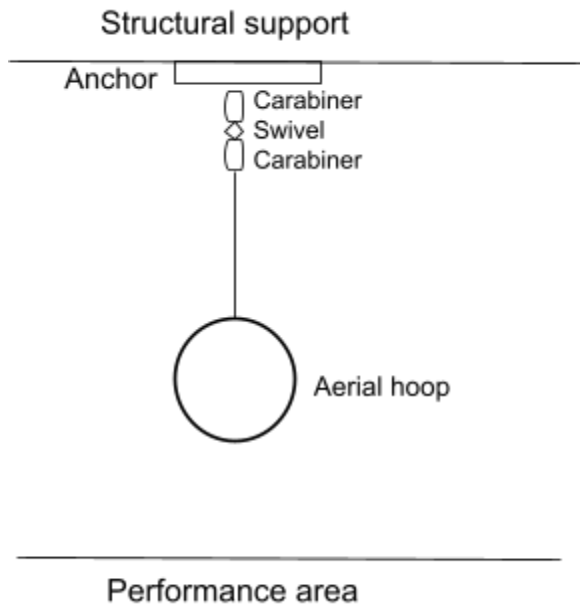
Rigging with pulley system with mechanical advantage system



Rigging with pulley system and anchor without mechanical advantage system



Deadrigged point



Artistic Rider

The artist must be provided with an adequate dressing room/ area near the place of performance that must be well lit and have a mirror with a lockable or guarded area for valuables, and near a toilet. Parking spaces shall be provided as near the performing area as possible. If performing outside the weather can not be below 50F (10C) and it must not be raining. A written contract signed both by artist and presenter outlining these and other conditions is required before most performances.