



# HELMET INSTRUCTION MANUAL

## PLEASE READ MANUAL BEFORE USE

### PROPER USE OF THE HELMET:

THE HELMET ONLY PROVIDES PROPER PROTECTION IF IT FITS AND IS WORN CORRECTLY. USERS SHOULD ENSURE THEIR HELMET FITS PROPERLY OR IT SHOULD NOT BE WORN.

### STEP 1: POSITIONING THE HELMET

THE HELMET MUST BE POSITIONED CORRECTLY ON YOUR HEAD, WORN LOW ON THE BROW TO PROTECT THE FOREHEAD. SEE DIAGRAMS A & B.

### STEP 2: ADJUSTING THE STRAPS

ADJUST THE STRAPS TO FORM A "Y" IN FRONT OF AND BEHIND EACH EAR. SEE DIAGRAM C.

### STEP 3: ADJUSTING THE CHIN STRAP

ADJUST THE CHIN STRAP SNUGLY, ENSURING THE BUCKLE DOES NOT LIE ON THE CHIN. PROPERLY ADJUSTED STRAPS ALLOW YOU TO OPEN YOUR MOUTH BUT NOT TOO WIDE. IF THE HELMET CAN BE TIPPED FORWARD, TIGHTEN THE REAR STRAPS. IF IT CAN BE TIPPED BACKWARD, TIGHTEN THE FRONT STRAPS.

### STEP 4: CHECKING THE ADJUSTMENT

WITH THE HELMET POSITIONED, FITTED, ADJUSTED, AND FASTENED, TRY TO ROLL THE HELMET OFF YOUR HEAD FORWARD AND BACKWARD. IF IT DOES NOT EXPOSE YOUR FOREHEAD OR BLOCK YOUR VISION, YOU HAVE A PROPER FIT.

### CARING FOR YOUR HELMET:

DO NOT MODIFY THE HELMET OR ITS ATTACHMENTS. DO NOT STICK MATERIALS ON THE HELMET OR APPLY CHEMICALS. CLEAN WITH MILD SOAP, WATER, AND A NON-ABRASIVE CLOTH. ORGANIC CHEMICALS IN SOME CLEANING AGENTS, PAINTS, ADHESIVE TAPES, OR DECALS CAN DAMAGE THE HELMET AND REDUCE ITS PROTECTIVE FUNCTION. DO NOT DRY THE HELMET IN AN OVEN OR WITH A BLOW DRYER.

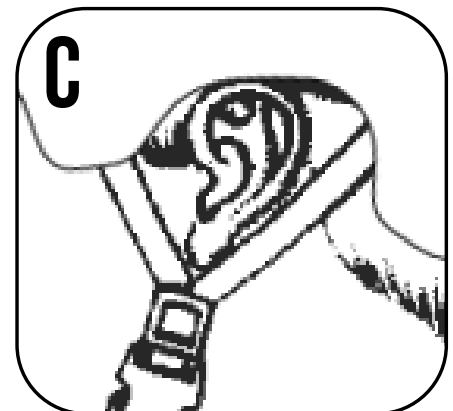
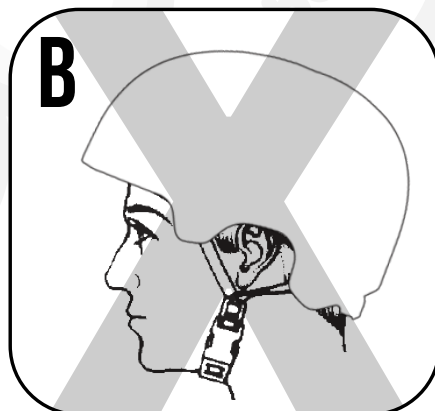
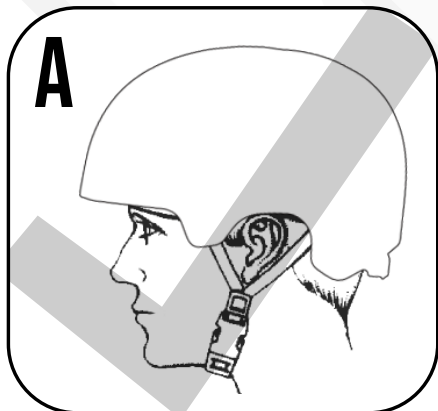
### CAUTION:

HELMET MATERIALS WILL BE DAMAGED IF EXPOSED TO EXTREME TEMPERATURES. DO NOT KEEP HELMETS IN DARK BAGS OR VEHICLES WITH CLOSED WINDOWS UNDER DIRECT SUNLIGHT, AS TEMPERATURES MAY EXCEED 62°C (150°F) IN HOT SUMMER DAYS.

### ⚠ WARNING:

NO HELMET CAN PROTECT THE USER AGAINST ALL ACCIDENTS AT ANY SPEED. THE HELMET IS DESIGNED TO ABSORB IMPACT ENERGY THROUGH PARTIAL DESTRUCTION OF ITS INNER MATERIAL, WHICH MAY NOT BE VISIBLE. AFTER AN ACCIDENT OR IMPACT, DESTROY THE HELMET OR RETURN IT TO THE MANUFACTURER FOR INSPECTION, AS IT IS NOT DESIGNED TO WITHSTAND MULTIPLE IMPACTS. BE AWARE THE HELMET CAN BE PENETRATED BY SHARP OBJECTS.

THIS HELMET IS DESIGNED FOR PEDAL CYCLISTS AND USERS OF SKATEBOARDS AND SCOOTERS. EVERY TIME YOU USE THIS HELMET, CHECK THAT NOTHING IS BADLY TORN OR MISSING. THE NORMAL LIFE OF A NON-DAMAGED HELMET IS 3 YEARS.



AGES 3+

# CPSC

COMPLIES WITH US CPSC SAFETY STANDARDS FOR HELMETS FOR PERSONS AGE 3 AND OLDER

MEETS OR EXCEEDS CPSC HELMET STANDARDS

WWW.HALORISEABOVE.COM  
@ HALORISEABOVE

**Gillyboo**  
CORPORATION  
124 CONNIE CRESCENT  
CONCORD, ONTARIO CANADA L4K 1L7



**DO NOT CONTACT RETAILER!**  
FOR ALL CUSTOMER SERVICE ISSUES CONTACT:  
GILLYBOOCUSTOMERCARE@GMAIL.COM  
OR VISIT  
GILLYBOOCORPORATION.COM/CONTACT-US

