

# Allatoona Quilters' Guild

## UPCOMING EVENTS

*All start at 10:00*

- June 4 - ZOOM General Meeting 10:00
- June 11 - ZOOM Sit and Sew 10:00
- June 18 - ZOOM Board Meeting 10:00
- June 19 - Parking Lot drop off for Community Service-  
Roberts School 9:00-11:00
- June 25 - ZOOM Sit and Sew 10:00

**June 2024**

- <http://www.aqguild.org/>

[AQG Facebook Page Link](#)

Pay by Zelle  
[AQGbanking@yahoo.com](mailto:AQGbanking@yahoo.com)

## President's News Sue Zabell



## UFO'S!!!!

No, not that kind! The kind we all have laying around our houses. I don't have many UFO's. I'm a make one quilt at a time person. If I stop working on a quilt, I probably never will finish it. But I know many of you have many UFO's. It's a useful thing we have the UFO challenge. Take advantage of it and get those quilts done!!

Please let us know if there is another kind of challenge you would like the guild to do in the future.

Sue Z

# Vice President's News- UPCOMING EVENTS

## Beth Aitken


Greetings from your Program Committee!

Your program committee has two fabulous zoom lectures for you in June and July's general meeting.

June's zoom meeting will be presented by Timna Tarr, on her lecture Flying Colors. She will show us her progression in design and color through the years. She is well known for her circle quilts, 2 in.<sup>2</sup> designs, and her map quilts.

In July, we have Cindy Grisdela, She is known for her color and texture in contemporary art quilts.

So rock stars, keep working on those UFOs, vice president challenge Quilts, and block exchange blocks!



## LET'S SEE THOSE QUILTS!!

Here are some reminders for Show and Tell photos for our zoom meetings. Photos are requested by Friday afternoon prior to our meeting. For the June 4, 2024 meeting please have photos to Kim by May 31.

- ✓ Send to [motherboom@aol.com](mailto:motherboom@aol.com) (Kim Ayers)
- ✓ Use AQG somewhere in the subject line
- ✓ Email ONLY, do NOT text or FB messenger
- ✓ You can attach more than 1 photo per email
- ✓ Include the name of the pattern, size, fabric line, quilter or any other info you think we would like to know
- ✓ Tell me whether it is your show and tell, UFO, etc.

I do try and let you when I receive your photo's.





## Community Service

Carolyn Shea, Barbara Means,  
Vicki Evaristo, Jill Kirkland

With so many new members, I thought I would review the various Community Service projects we support.

**Comfort Quilts** – we make comfort quilts for the Acworth Police Dept. (APD), who, in turn, shares them with other departments and communities. They are given to children and adults who are in distress. We ask that they be brightly colored and no larger than a twin-size quilt. We have a special label that is sewn onto the quilt. In 2023, AQG donated 161 quilts. (Carolyn Shea)

**Pillowcases** – we make and donate pillowcases to “Ryan’s Cases for Smiles.” They are standard size, made with bright and cheery cotton fabric. The instructions for making a pillowcase may be found on the AQGuild.org website. In 2023, AQG donated 1,100 pillowcases. (Barbara Means)

**Police Bears** – APC asked us to make police bears out of their old uniforms. These flat bears are carried in their cars and given to children. We made over 200 bears (and K9 dogs) over the past 2-3 years. (Carolyn Shea)

**Kitty Beds** – we make and donate kitty beds (stuffed and flat) from our scraps. Instructions may be found on the AQGGuild.org website. (Jill Kirkland)

Thank you to all members for your support of AQG Community Service....you are AWESOME!

Carolyn





## Community Service – Cont.



### Kitty Beds

Jill dropped off a ton of beds to the following vet clinics on Friday: Tritt Animal Hospital, Banfield Pet Hospital, Lassiter Animal Hospital, Sprayberry Animal Hospital, The Veterinary Clinic, Beyond Pets (Homeless Pets Foundation & Veterinary Practice), and Miller Mobile Veterinary Services.

Everyone was thrilled with the donations and thanked the group profusely!

Thank you all for your commitment to keeping kitties comfy


### Ryan's Case For Smiles

A delivery of 'smiles' was made to the CHOA Scottish Rite and Egleston locations recently. The nurses really appreciate the pillowcases as the kids love them. On behalf of the Georgia Chapter, THANK YOU to the AQG members who make such a delivery possible. If you have any questions, contact Barbara Means.



# Quilting Quips

## REFLECTIONS ON OUR GUILD ...



I joined Allatoona a little over ten years ago. I was recently retired and was looking for new activities to get involved in, as well as make new friendships that would fill the void I felt from leaving work friends that had been so important in my life for so many years. The first year was a real challenge.

I had had occasion to meet some Allatoona members through shopping at local quilt shops. The Guild continued to pop-to-the-top as a great group to join. I took the leap and have never been sorry I made this choice.

The wealth and diversity of talents within our group is inspiring. And so many are willing to share their knowledge and skill with others who are just joining; want to learn a new skill; or just need help on a project. Thank you to all who are willing to teach and help. You're the BEST!

I also have great admiration for the many members who have served in a variety of positions in the past and those who are currently serving and leading the Guild to serve our members and our community. We're not the biggest in Atlanta, but I truly believe we have created a "family" environment that is welcoming to all.

Allatoona Quilt Guild has become a family to me... trusted friends providing encouragement, tons of laughter, and a place where I learn and grow. I'm so thankful.

I will miss our summer in-person gatherings but will look forward to August and being together again. Happy summer to all.

## RECIPE CORNER

### Lemon Lush Cake

#### Crumb Crust

- 1 cup finely chopped nuts
- 1/2 stick of butter
- 2 cups flour

Mix all together and put in 9x13 cake pan. Pat down covering bottom of pan. Bake at 350 for 20 minutes.

- 8oz pkg of cream cheese
- 1 cup confectioners sugar
- 1 cup Cool Whip

Mix cream cheese and sugar till creamy. Fold in Cool Whip. Spread over baked crust.

- 2 pkgs lemon instant pudding
- 3 cups milk
- 9 oz Cool Whip

Beat pudding and milk till thick. Spread over cream cheese mixture. Top with Cool Whip.



# HAPPY JUNE BIRTHDAY!

Pat Isenburg 6/3  
Mary Shubert 6/8  
Shirley Fidler 6/8  
Bonnie Tompkins 6/14  
Sylvia Lutz 6/15  
Judy Cobb 6/17  
Arlena Hickman 6/19  
Cindy Christenson 6/21  
Nancy Draheim 6/25  
Debbie Winstead 6/27  
Judy Ozbun 6/27



🎂 Happy Birthday to  
all,  
Debbie Court

## Linda Pumphrey's 10 Quilting Tips to Take Your Quilts from Good to Great: (from Quilting Daily)

**Read directions first, cut later.** To help avoid mistakes down the line, always read the complete cutting instructions before you begin.

**Make the most of your yardage.** Cut out the larger shapes before turning to the smaller ones. "Even though I try to be super careful and follow the 'measure twice, cut once' rule, mistakes can happen," says Linda. "If I accidentally miscut a larger shape, it's usually possible to cut a smaller shape out of that oops piece."

**Use tools wisely.** When rotary cutting, start with the blade about  $\frac{1}{2}$ " up on the ruler, then cut it back to the tip and then cut forward. "If you always start cutting at the tip, the tip of your ruler will get chipped away from the blade over time and no longer be square," says Linda.

**Be precise.** To ensure points and seams match perfectly, you must cut correctly, sew accurately, and press precisely. "Pressing is an equal part of the three," says Linda. "You cannot skimp on this step. Pressing seams flat, and open is a must." Make sure to press each seam before moving onto the next step.

5

**Press correctly.** Pressing is achieved by moving the iron up and down on the fabric rather than ironing, which moves the iron back and forth across the fabric. "Ironing can stretch the fabric and cause the shape to become distorted," says Linda.

6

**Prevent shadows.** To avoid shadowing when working with high-contrast fabrics, such as red and white, press the fabric seam toward the darker fabric or press seams open. "I prefer pressing seams open," says Linda. "It takes a little more time and attention, but the results are definitely worth it."

**Trim loose threads.** "When working with high-contrast fabrics, the back of the quilt top is just as important as the front," says Linda. She recommends clipping and removing loose threads because "darker stray threads will shadow through the lighter fabric once the quilt is quilted"

8


**Prevent appliqué from shifting.** For machine appliqué, Linda suggests using a small spot of washable fabric glue to hold the pre-fused appliqué shapes in place before pressing them to the background.

9

**Choose the right stitch.** Linda's go-to stitch for machine-appliqué is the double blanket stitch. But sometimes she likes to mix it up by using a fun decorative stitch on her sewing machine. "Decorative stitches are an easy way to add dimension and flair to any quilt," says Linda.

10

**Coordinate the batting color.** "If one of the fabric colors in the quilts is white, use a white batting. Do not use a cream or natural-color batting. It will muddy the white fabric once quilted."





## • LONG ARM QUILTERS AVAILABLE

- Cindy Christenson is accepting new clients. She will do community service quilts at a discounted price.
- Jan Cox is accepting new clients. She does pantos and also has several free motion designs. She offered to do a few free community service quilts for the guild (NOT per person).
- Jill Kirkland is always accepting new clients.
- Please contact them personally with any questions.

## • WANTING TO GIVE AWAY

I have a long-arm machine and frame I would like to give away. We had a flood in our basement in January. I grabbed the long arm machine and ran it upstairs, where it has stayed ever since. The frame was moved into the unfinished part of the basement while the clean up and work was done on the finished part. The basement now looks so nice without the big machine sitting there that I don't think I will set it up again. I never used it that much but it worked OK for me. The machine is a Sunshine 16 and pretty much the bottom of the barrel as far as machines go. The frame is a wooden Grace frame. There is nothing wrong with that. I am now quilting by checkbook and like that so much better. If interested, it is free (although a donation to the guild would be nice) and you will have to come to my house to pick up. Please let me know if you are interested.

- Sue Z

# Allatoona Quilt Guild General Meeting Minutes

May 4, 2024

## ***Welcome and Announcements***

Sue Zabell

**Any first time Guests?** – Lynn Lane

**Remember Freda** – members voted/agreed to send \$50 to her “Go Fund Me” for funeral expenses vs flowers to family.

**Two jobs open** – Special Projects and Red Top leadership

## **Approval of Last Month’s General Meeting Minutes**

First – Carolyn Shea

Second – Kate McKenney

## **Birthdays for this month**

Debbie Court

Happy Birthday to all!

## ***General Meeting Items***

### **Programs 2024**

Beth Aiken

Carol Stanek to provide today/s program. June and July will be via Zoom. Please continue to work on the VP challenge: Reflections, and your Block Exchange blocks. These can be turned in at any time. See Newsletter for further details.

### **Budget Report**

Sue McBride

Total in Checking	\$13,698.59
Total in Savings	\$ 5,336.09
General Fund	\$ 4,988.45
Food Bank	\$66.00

## **Committee Chair Reports (Don’t forget to See the Newsletter Articles for other updates)+**

**BOM** – no report given – see Newsletter

Danielle Morgan

## General Meeting Minutes – Continued

### **Community Service**

Carolyn Shea, Barbara

Means, Jill Kirkland

60 Quilts received; 4 more bears; on June 19 Carolyn will be at the school from 9-11 to receive quilts and pillowcases. Next Community Service date is July 30 at Roberts School. The APD Explorer's group has created an emergency food pantry which will also offer quilts. Channel 5 did feature story on this.

### **Membership**

Barbara Means

Two new members: Dianne Cannestra; Bonnie Tompkins

### **Newsletter**

Cindy Christenson/Sarah Craighead

All submissions are due the Friday after the Board meeting. Some submissions are being received late and create a challenge in creating the newsletter. Please submit on time.

### **Red Top 2025**

Two new members: Bonnie Tompkins and Liz Thompson volunteered!

### **Sit and Sew**

In Person – Sue Z

June 28 SitnSew will be at Roberts School

Zoom – Kate McKenney

### **Special Projects**

Chairperson needed.

### **Sunshine**

Becky Lynn

Please remember Melinda Fulkerson.

**BREAK – Buy your Door Prize tickets**

### **Program – Carol Stanek**

#### **Introduction of Speaker**

Beth Aiken

Great trunk show and lecture provided by Carol. Pictures will be on website.

# General Meeting Minutes - Continued

## *Show and Tell*

### **Door Prizes**

Nancy Klump/ Jill Kirkland

### **Close**

Sue Zabell

Meeting closed at 12:17

Respectfully submitted,  
Sue Baumgartel  
Secretary



# Allatoona Quilters' Guild Executive Board Minutes

## May 21, 2024 via Zoom

### President

Sue Zabell

Welcome – Meeting opened at 10 a.m.

### Treasurer's Report

Sue McBride

Checking Total	\$10,004.49
Savings Total	\$ 5,336.18
Total Balance	\$15,340.67
General Fund - \$ not reserved	\$6,294.45
Food Bank	\$ 66.00

### Vice President

Beth Aitken

Programs (Jan Cox, Mary Shubert, Michelle Bunker, Debbie Winstead)

June and July will be zoom programs: June – Timna Tarr: trunk show with focus on color and design and pictorial quilts. July: Cindy Grisdela: improv quilts and trunk show.

Please continue to work on Reflections quilt or wall-hangings and your Block Exchange blocks.

### Committee Chair Reports

#### **Archivist**

Celeste Sheldt

All good.

#### **Awards**

Vicki Evaristo

No report.

#### **Birthday Club**

Debbie Court

Cards are being purchased; need for FQ for gift basket; solicit members for FQ; Debbie to submit reimbursement request for cards and FQ purchased. No budget amount was set but funds are available. Thank you Debbie for your “frugal” approach.



## Executive Board Minutes - Continued

### **BOM**

Danielle Morgan

No report.

### **Bylaws**

Jan Wood

Jan shared the process for submitting/approval of a change to the Bylaws. Process is outlined in the Bylaws. President Sue Zabell recommended that any discussion of a potential change be discussed when membership was meeting in person; Zoom not acceptable. There was a very brief discussion of possibly changing the policy that we not pay members for programs delivered beyond what is described in the Bylaws. This was tabled as process for submission needs to be followed.

### **Communication**

Nancy Draheim

No report.

### **Community Service**

Carolyn Shea, Barbara Means

Carolyn will be at Roberts School on June 19 from 9-11 to pick up quilts. Please hold your pillowcases until the next in-person meeting. APD/Explorers will accept donations for their emergency Food Bank. July 30 at Roberts School will be next Community Service Day.

Barbara has received 294 pillowcases; there has been no information regarding the summer camps; Barbara will not be at June meeting so please hold pillowcases.

### **Door Prizes**

Jill Kirkland/ Nancy Klump

June and July prizes will be Gift Cards and recipients will be randomly selected by a computer program.

### **Hostess**

Roxanne Santini

All is fine.

## Executive Board Minutes - Continued

### **Membership**

Barbara Means

We currently have 83 members; 3 added in May. All new members receive a membership kit and Sue McBride is generously making a fabric nametag for all who are new.

Discussions: membership list no longer will be on the website as all members receive via email. Barbara brought up Membership Policy and Procedure where we were to charge 25 cents for not wearing a name tag and that those fines would be given to the Mars Hill foodbank. After some discussion it was determined that the policy will be discontinued entirely.

Change/removal of this Policy and Procedure item will be made by President, Sue Zabell.

### **Newsletter-Due Date**

Sarah Craighead/Cindy Christenson

Due date is always the Friday after the Board Meeting. Some have not been getting articles to Sarah and Cindy in a timely manner. Articles will not be published if not received on time.

### **Photographer**

Monique Byrne

No report

### **Red Top 2025**

Jill Kirkland/Nancy Klump

Board members talked with volunteers Bonnie Tompkins and Liz Thomson and recommended that they shadow the 2025 Red Top leaders before they took on the role. Although very capable, they would welcome the time to get to know the members and learn about the event. The Board reiterated that we were most appreciative of their volunteer spirit and would look forward to their participation in the Guild in the future. Sue Zabell announced that Nancy Klump and Jill Kirkland will be leading our 2025 Red Top Retreat. Daryl Miller and Kate McKenney (previous chairs) will be meeting with them and passing all information/files to them.

### **Special Projects**

Leadership needed. No projects at this point.

### **Sunshine**

Becky Lynn

None to report.

## Executive Board Minutes - Continued

### **Webmaster**

Pictures to be added.

Kim Ayers

### **Zoom**

Kate McKenney, Cindy Christenson,  
Ayers, Nancy Draheim

### **ZOOM Sit-N-Sew**

All August events will be in-person.

Kate McKenney

Closed Meeting: 10;55

Respectfully submitted,  
Sue Baumgartel, Secretary

