



Allatoona Quilters' Guild

November
2024

UPCOMING EVENTS

All Meetings start at 10:00

November 5 - General Meeting - Roberts School

November 12 - Sit and Sew - Roberts School

November 19 - ZOOM Board Meeting

<http://www.aqguild.org/>
AQG Facebook Page Link

Pay by Zelle
AQGbanking@yahoo.com




President's News!

THANKSGIVING

A time to be thankful. We have many things to be thankful for. Family, friends, quilting. My son's birthday is the 24th. I am thankful when his birthday falls on Thanksgiving. I only have to cook one big meal then! Everyone have a wonderful holiday. I'm thankful for every one of you.

Sue Z

RED TOP RETREAT



Hi Ladies!

We are moving along with preparations for Red Top! If you are new to the guild, please ask Jill Kirkland and/or Nancy Klump any questions you may have about Red Top and come join us! It's the best way to get to know your fellow guild members.

We still have a few openings left so please sign up as soon as you can. There is a \$100 deposit due (check, cash, or zelle) at sign up and the rest of the balance of \$100 is due at the January general meeting.

Pat Freeman is in need of any metal or plastic bobbins that you no longer need/use. She will be using them for our Red Top decorations. Please get those to her as soon as you are able to.



Red Top Retreat (cont.)

The retreat quilt for Red Top 2025 will feature the Drunkard's Path Block (see previous page). It's just a 2 piece block, so it goes together quickly! There are many different ways you can arrange them for a variety of effects (similar to good old half square triangles).

Check out Pinterest for tons of ideas!! We will be sending out links to the free pattern we showed at the meeting, as well as other variations. As always, making this quilt is optional at the retreat.

Two things to consider:

- A larger block has gentler curves and is easier to sew than a smaller one.
- The proportions of background to quarter circle changes the effect of the arrangement.
- More info to come! Questions, see Sue McBride, Sue B, Kim.

Important reminders: January 7th is the last day to pay the balance of your Red Top dues. You must be a CURRENT member (up to date on your membership dues) in order to attend. If you are unable to attend Red Top, please let us know. We may have a waiting list so we can swap you out with someone from the list. If we don't have a list, please try to find a replacement. You will get a full refund through January 7th. If you cannot find a replacement after January 7th, you will get no refund (you will get your goody bag as it's already been purchased) but we won't be able to refund anything.

Thank you!

Jill, Nancy, and the Red Top Committees!

Vice President's News

Beth Aitken



Rockstars,

Coming up next for you at our November general meeting is Michael the Scissors man. What's the one thing you know you should never do with Scissors? Drop them! No! it's make sure you don't forget to bring your favorite Scissors and the ones that need help with sharpening to the general meeting. He will also take knives.

As usual, don't forget your UFOs and this is the last meeting that I will be collecting block exchange blocks.

Keep plugging away at your vice president's challenge. The theme is reflections and it could be any size.

December, we will have our block exchange drawing for the winners of this year's block exchange.

January brings us the big reveal. Any of the classes or guild related projects will be displayed. From your red top kaleidoscope quilt to class projects. Consider even bringing projects you learned at red top or maybe a technique you could share from our member round robin.

Red Top, once again we will be playing right, left, center. Please bring three solids, three polkadots, and three low volume fat quarters. Remember that your group of three should all be different so that the winner gets a good variety. Low volume quarters are very light colored .

The brown bag game this year will be one yard of very current, good quilt shop quality fabrics.

LAST BUT NOT LEAST: your membership committee sent out a survey this past week. In case you forgot or lost the link , we are providing one here in the newsletter. Please only fill out one survey per member.

<https://forms.gle/GPR8CMsCKszXWomG7>

LET'S PARTY



All are invited to our 2nd AQG Holiday luncheon on Tuesday, December 3 at 1:00 pm at Golden Corral on Barrett Parkway. This will be following our regular December meeting.

Roxanne will be collecting \$ 5.00 when you sign up for the luncheon at our November 5 meeting. The money will go towards the tip for the servers. You must sign up so we have an accurate head count.



As we did last year, you will pay for your meal when you enter the restaurant and then meet in our reserved room.

Call Roxanne at 770-354-7069 if you have any questions. Hope to see everyone there.



Community Service

Carolyn Shea, Barbara Means, Jill Kirkland



Ladybugs,

The cooler days have arrived in GA and our Fall Community Service Day is Tuesday, Oct. 29 at the Roberts School. Please note that the last day to donate quilts for 2024 is Wednesday, November 18; I will not accept any quilts at the December meeting. On that note, I am planning our Comfort Quilt donation to the Acworth Police Dept. at the December General Meeting. Currently, we have over 100 quilts...BUT....the final number will be revealed at the meeting. How many do you think we will be donating? Send me your guesstimate and there may be a little surprise. Our donation of pillowcases to CHOA is at....drumroll...925! The Southeast was hit by hurricane Helene, especially the Appalachia area. AQG sent 6 quilts to two locations who are collecting quilts to wrap victims in comfort. Thank you to all members who support Community Service...this is what it's all about; you are **AWESOME!**

Carolyn Shea
Barbara Means
Jill Kirkland





Our Ladies with November Birthdays are

-

Sue McBride 11/1

Melinda Fulkerson 11/14

Susan Carroll 11/23

Dawn Daniel 11/28



HAPPY BIRTHDAY TO ALL,

Debbie Court

Don't forget to get your Fat Quarter!

Recipe Corner



CHICKEN DRESSING CASSEROLE

4-5 chicken breasts

1 stick of butter

1 can Cream of Mushroom Soup

1 can Cream of Chicken Soup

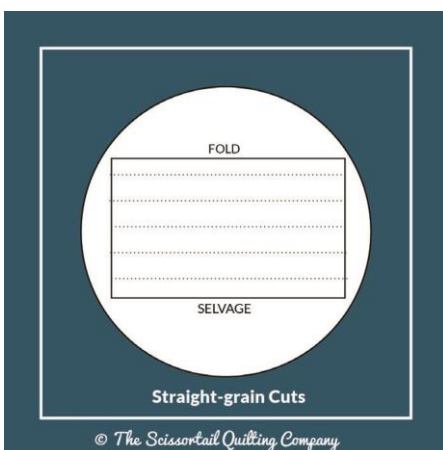
1 8oz. package of Pepperidge Farm Stuffing Mix

1 cup milk

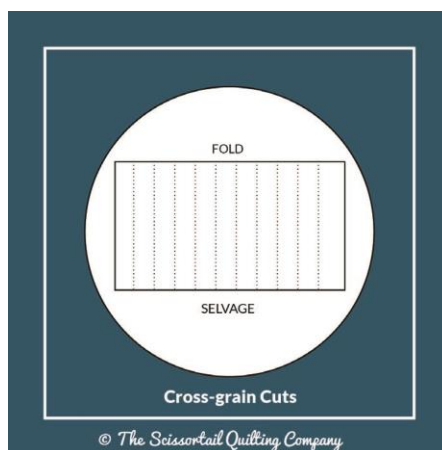
Boil the chicken breast for 15 minutes. Let cool than cut in bite size pieces. Melt the stick of butter in a 9x13 Pyrex dish. Place

the chicken in the casserole dish in the melted butter. Mix the 2 cans of soup and 1/2 cup of milk together. Pour on top of the chicken. Take the stuffing mix and pour over the top of the soup mixture. Take the remaining milk and drizzle over the stuffing. Cover with foil and bake in preheated 350 oven for 30 minutes or until bubbly. Enjoy!


How should I cut my binding strips?



Like this?



or this?



or like this?

Use the flow chart below to decide:

Does my quilt have
curved edges?

YES

Use Bias Binding

NO

Does my quilt have
bias triangle edges ?

YES

Use Straight Grain Binding

NO

Take your pick! Use whatever
type of binding you want!

Remember:

You can bind any quilt with Bias
edge binding if you want, but you
MUST use bias binding if your
quilt has curved edges.

AQG LONG ARM QUILTERS AVAILABLE

Cindy Christenson 770-598-5751
email: mycountryquilting@gmail.com

Jan Cox 678-982-4326
email: janicecox01@gmail.com

Jill Kirkland 404-936-7140
email: jillklump@comcast.net

Please contact them personally with any questions and pricing information.

