

This

PASSPORT

belongs to:



Transportation:

Mining and Moving Coal Across Virginia



**Welcome to
your Virtual Get
Schooled Field Trip with:**




Welcome to the Virginia Museum of Transportation!

I Spy Challenge:

**What color was the mask on the gnome in
Payton's office?**

**What is the number on the locomotive that we
talk about first at the museum?**

Write it in the circle below:



What year was it made?

Fill in the blank, this locomotive's wheel base is:

2, ____, 6, 4

which helped it how?

ROLLING ALONG
THE NORFOLK AND WESTERN RAILWAY



Show where in Virginia the coal is mined on the map above with an X.

Show where in Virginia the coal is headed on the map above with small arrows.

Is the coal headed East or West?

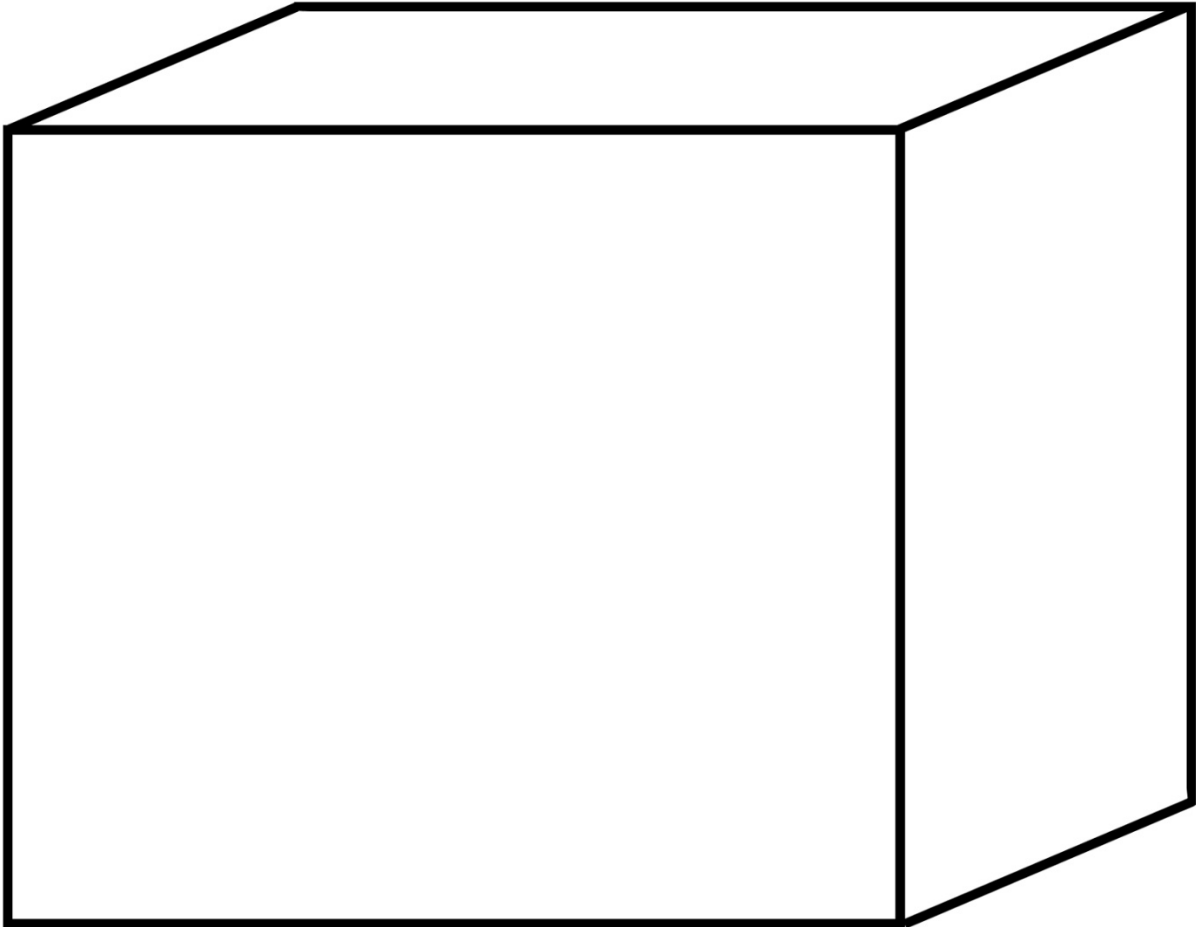
Draw coal inside of the train below that would be carrying this resource. Pay attention to where the conductor (the word bubble) is telling you that they are headed!



Draw What You Saw!

There was a strip mining display at the museum that showed vehicles moving the coal from the ground to the trains.

Draw what you saw in the display case below!



Why do you think mining for coal was considered dangerous work?

Did You Hear It?

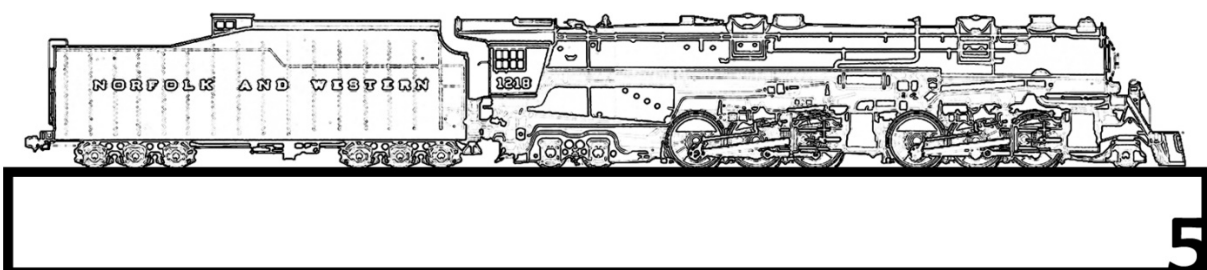
What is a nickname for coal?

When did mining coal become profitable?

Roanoke was once called, “Old Lick” and then became known as “_____ Lick” before becoming the chartered city of Roanoke in _____.



What function did the building that is now The Virginia Museum of Transportation used to serve?



Freight was being moved through this building
until _____.

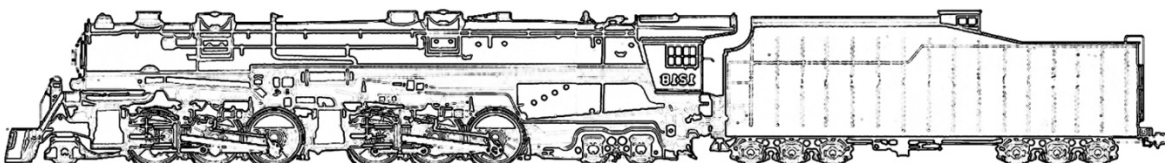
What sorts of items and products were being
moved?

What sorts of changes do you think had to be
made to the building to turn it into a museum?


It's your turn to create a display!


1. Color and decorate the train below
2. Carefully cut out your train or ask an adult for help
3. Flip the next page
4. Color and decorate the terrain, tracks, and river on the
next pages
5. Fold your mountains up on the black lines provided so
your tracks are surrounded by the four mountains
6. Tape or glue your train on the tracks


You now have a train going through the Appalachian
Mountains!





Fold and tape or glue here!

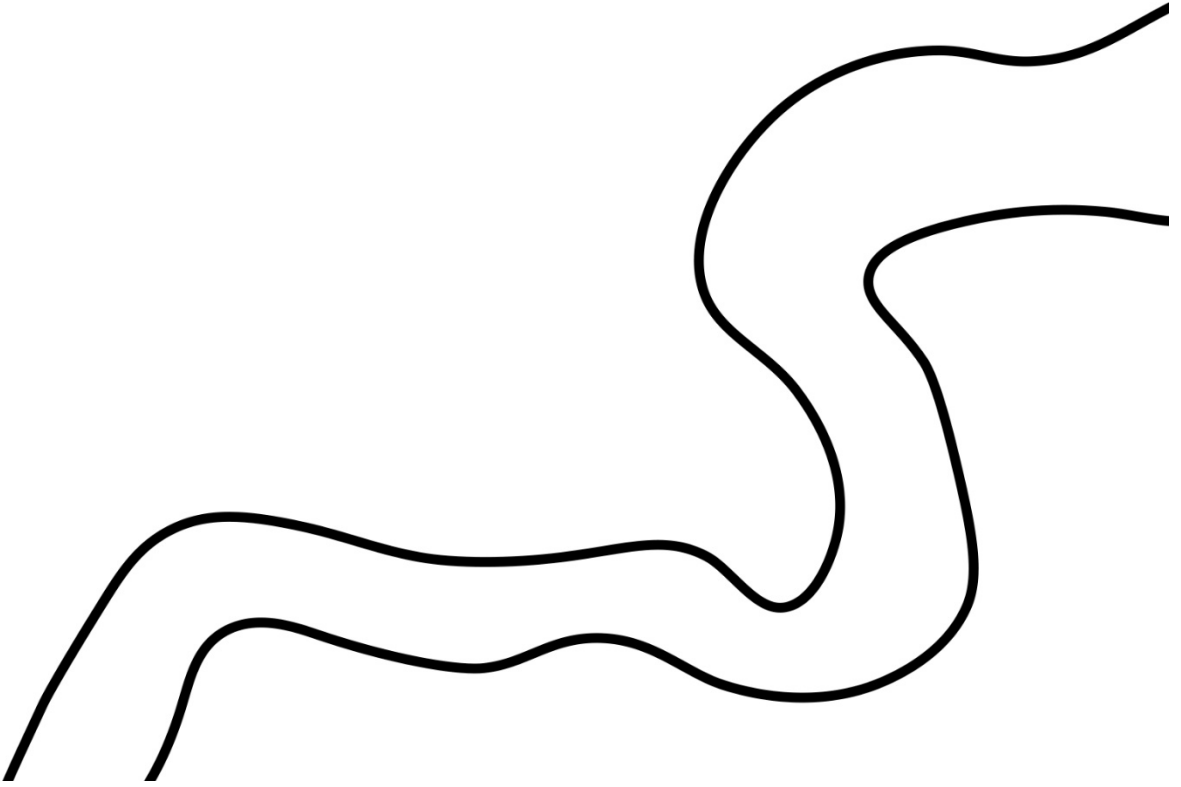








This Display Was Made By:



Digging for Words

Can you find any words below that were mentioned in
this video?

If so, circle them below!

t	n	o	r	t	h	r	e	l	a	n
m	r	m	o	u	n	t	a	i	n	e
u	s	a	e	f	r	e	i	g	h	t
w	o	r	n	t	r	a	v	e	l	e
e	t	m	u	s	e	u	m	w	e	a
s	r	n	e	a	p	c	o	s	m	s
t	c	e	y	e	a	o	s	t	e	t
r	i	o	w	r	f	t	r	a	i	n
f	g	f	a	r	a	u	s	t	e	s
u	e	r	w	l	s	o	u	t	h	r
n	l	o	c	o	m	o	t	i	v	e

There are other hidden words in this search as well.

If you find them, write them on the lines below!

We would love to see your display!

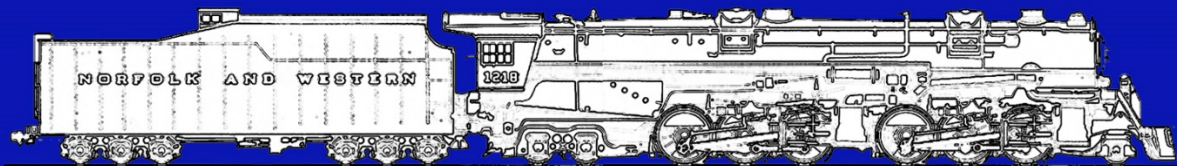
Ask an adult to send a picture of your work to:

education@centerinthesquare.org today!

With Special Thanks to:



For making the virtual, “Get Schooled!”
program possible



If YOU want to support one of our
Virtual Get Schooled Field Trips
please contact 540-342-5733!



Thank
You!

Learn more at: <https://centerinthesquare.org/on-demand>