

# Dr. Ram Siddappa, PhD, MBA, RTTP

**Investment Manager | Venture Capital | Health tech & Medtech Investor |  
Technology Commercialization | Business Development Manager | Licensing Manager**

Born on 10<sup>th</sup> Jan 1977

**Nationalities:** Dutch and Indian, knows English, Dutch, Hindi & kannada

🏠 Lisdodde 59, 2408 LZ, Alphen aan den Rijn, The Netherlands

✉️ [ram.siddappa@gmail.com](mailto:ram.siddappa@gmail.com) 📞 Mob: +31 (0) 649 305 041

LinkedIn: <https://nl.linkedin.com/in/ram-siddappa-phd-mba-39537916>



## Executive Summary

Seasoned Investment, Innovation & Technology Transfer leader with over 15 years of experience across life sciences, med-tech, and health-tech sectors. Combines scientific depth (PhD Biomedical Sciences) with strategic acumen (MBA) to identify, structure, and grow high-impact investments. Proven success in evaluating and funding early-stage ventures, managing technology portfolios, and aligning investments with corporate strategy. Expert in due diligence, deal structuring, IP commercialization, and scaling partnerships across academia, corporates, and venture ecosystems.

## Core Competencies

- Venture Investments & Portfolio Management
- Technology Transfer & Commercialization
- Financial & Market Due Diligence
- Deal Structuring & Negotiation
- Health-tech, Med-tech & Biotech Ecosystems
- IP Strategy & Licensing
- Strategic Partnerships & Startup Incubation
- Leadership & Cross-functional Team Management

## Education & Certifications

- **PhD, Biomedical Science** – University of Twente, The Netherlands
- **MBA, Corporate Finance** – Rotterdam School of Management, The Netherlands
- **MSc, Biotechnology** – Wageningen University, The Netherlands
- **BSc, Microbiology** – University of Agricultural Sciences, Bangalore, India
- **Registered Technology Transfer Professional (RTTP)** – ASTP Proton
- **Certified Licensing Executive** – LES International
- **BIO Advanced Business Development Course** – Biotechnology Industry

## Professional Experience:

**Jan 2023 – Current (3 yrs)** Investment Manager, Life Science, MedTech & Healthcare Start Ups



**LEH**  
LIBERTATIS ERGO HOLDING



Universiteit  
Leiden  
The Netherlands

**Libertatis Ergo Holding B.V**

<https://www.libertatisergo.com/team>

- Evaluate and invest in early-stage Medtech, health-tech & life-science ventures emerging from Leiden University and LUMC.
- Lead due diligence (technical, market, financial) and structure co-investments with external consortium partners.
- Collaborate with board and management of portfolio companies to drive growth, strategic fit, and exit readiness.
- Manage cross-institutional innovation partnerships to translate research into investable opportunities.

**October 2023 – Current (2 years):** Member, Board of Directors



**Kaminari**  
Medical

<https://kaminarimedical.com>

**LEVELS**  
diagnostics

<https://levels.bio/>

- Provide strategic guidance on fundraising, regulatory planning, and commercialization strategies for med-tech, health tech, biotech, pharma & diagnostic startups.
- Support product development, IP protection, and investor relations to enhance company valuation and scalability.

## Selected Portfolio Companies (As an Investor, Board Member or Advisor)

- **Kaminari Medical B.V.** – Intravascular PhotoAcoustic + Ultrasound Imaging system for cardiovascular risk detection and therapy: Erasmus MC technology
- **Levels Diagnostics B.V.** – Biomarker discovery platform targeting infectious diseases and oncology. Technology licensed from LUMC
- **SellaTherapies B.V.** – Bioelectronic stimulation for pituitary gland-mediated neural regeneration. A neuromodulation technology licensed from LUMC
- **Pelagen B.V.** – Tissue-engineered lab-grown leather and wool from *in vitro* skin model from technology licensed from LUMC
- **AVP Device B.V.** Novel Aortic Valve Repair device technology licensed from LUMC
- **Methylomics B.V.** Epigenetic onco-diagnostic technology licensed from Erasmus MC for cancer detection and therapy.
- **Numeric Biotech B.V.** – Pioneering skin longevity by targeting senescent cells for healthy ageing. Technology licensed from Erasmus MC
- **Quantib B.V.** – An Image processing method and system for quantitative imaging for

AI and Image-guided therapy. Multiple licenses for Artificial Intelligence and Image-guided therapy in health-care sector. Technology licensed from Erasmus MC.

- **Secupad B.V.** - A MedTech device for early detection and therapy for diabetic foot ulcer, technology licensed and validated at LUMC
- **StemX Bio B.V.** - A diabetic drug discovery project using micro and organoid models, technology licensed from LUMC.

**Jan 2020 - Dec 2022 (3 years) Senior Business Development & Licensing Manager**



Universiteit  
Leiden  
The Netherlands



Leiden University  
Medical Center

**LURIS**

- Managed scouting, evaluation, and IP commercialization for novel biomedical and health-tech inventions.
- Negotiated licensing and spin-out creation for multiple ventures (e.g., SellaTherapies, AVP Device, Pelagen, Kaminari Medical and Levels Dx).
- Supported research grants, commercial partnerships, and strategic alliances to maximize societal and commercial impact.

**Nov 2015 - Dec 2019 (4 years) Sr. Business Development & Licensing Manager**

**Nov 2014- Oct 2015 (1 year) Business Development Manager & Licensing Manager**



Erasmus Medical Center, Technology Transfer Office,  
Rotterdam, The Netherlands.

- Oversaw IP portfolio management, valuation, and licensing for medical device and biotech innovations.
- Closed licensing and clinical trial agreements generating over €65 M in revenue.
- Originated and managed spinouts such as, Kaminari Medical, Numeric Biotech, Methyloomics, and Quantib.
- Built and led relationships with investors, pharma partners, and healthcare innovators.

**July 2016 – 2025 (9 years): Co-Founder & Business Consultant HCM-Medical B.V. | Vital Tissues B.V. | AARNA Biomedical B.V.**



- Founded and advised companies in medical devices and biomaterials using super-critical CO<sub>2</sub> tissue processing.
- Delivered business strategy, product validation, and go-to-market plans for orthopedic and dental implants.
- Guided partners on CE/FDA registration, clinical translation, and regulatory compliance.

Jan 2012- Oct 2014 (3 years) **Product Manager (Implantable Medical Devices)**



EMCM B.V. Nijmegen, NL. A GMP ISO ISO 9001:2008,  
ISO:13485 certified company

- lead a product development team to produce Class IIa, IIb and III xenografts, allografts and synthetic bone graft substitutes using super-critical CO<sub>2</sub> technology for dental, orthopedic, wound care, and cosmetic dermal filler applications.

Jan 2009 - Dec 2011 (3 years) **Sr. Scientist/Target Discovery project Manager**



Leiden-Amsterdam Center for Drug Research  
(LACDR), Leiden, The Netherlands

- Lead a team of 3 PhDs using high-throughput siRNA technology, high content imaging technology platform to identify novel target for cancer therapy (see complete publication list on LinkedIn)

Mar 2003 - Dec 2008 (3 years) **Product Development Manager**



(IsoTis B.V: ISO 13485, GMP approved Orthobiologics  
Company, later acquired by INTEGRA)

- Worked on developing novel methods for bone tissue engineering using combination of autologous mesenchymal stem cells and synthetic bone graft substitutes as a PhD project.

## **Selected Achievements**

- Negotiated and executed licensing and spin-out deals exceeding **€80 M** cumulative value.
- Generated **€14.8 M** in IP and clinical licensing revenue at Erasmus MC.
- Recognized by Guardian Science and ScienceDaily for PNAS 2008 publication on stem-cell-based bone regeneration.
- Recipient of **NUFFIC Merit Scholarship (€45 K)** and **University Research Excellence Award (€2 K)**.



## Selected Achievements, Interviews & Board recognition



Personeels- & salarisadministratie

Dr. R. Siddappa  
Pottenbakkerstraat 33  
2645 KR DELFGAUW

Doorkiesnummer: 010-7044443  
Intern postadres: GK-2  
E-mail: [psa@erasmusmc.nl](mailto:psa@erasmusmc.nl)  
Ons kenmerk: 3/SB/17/2310/ 759066  
Datum: 13 april 2017

UITREIKEN

**Betreft:** gratificatie

Geachte heer Siddappa,

Het verheugt mij u te berichten dat aan u een gratificatie ter hoogte van [REDACTED] is toegekend op grond van artikel 4.10 van de CAO Universitair Medische Centra.

"Dear Ram,

Due to your perseverance and undisputable motivation to get the best out of Erasmus MC's innovations, you have been able to create an Additional Added Value in 2016 of more than € 10 million. We want to encourage you to continue to create such great numbers for Erasmus MC, and with that for TTO, and therefore we have decided that you should be eligible for an nice gratification. Congratulations and we are looking forward any further nice numbers"

U ontvangt de gratificatie bij de salarisbetaling van maart 2017.

**Postadres**  
Postbus 2040  
3000 CA Rotterdam

**Bezoekadres**  
's Gravendijkwal 230  
3015 CE Rotterdam

Parkeergarage  
Westzeedijk 361  
3015 AA Rotterdam

Hoogachtend,  
Namens de Raad van Bestuur,



Team TTO: van harte gefeliciteerd met het succes van de "12 million Euros added value by TTO".  
Namens de Raad van Bestuur, Prof.dr. Jaap Verweij,  
Decaan/Vice-voorzitter Raad van Bestuur

Indien u het niet eens bent met de inhoud van dit besluit, kunt u hiertegen binnen zes weken na dagtekening schriftelijk gemotiveerd bezwaar maken bij de Raad van Bestuur.

[www.erasmusmc.nl](http://www.erasmusmc.nl)

---

TTO helpt wetenschapper  
op weg

# Kennis is geld

Wetenschap én commercie. Volgens dr. Ram Siddappa gaan die twee prima samen. Sterker nog: hij is ervan overtuigd dat ze niet zonder elkaar kunnen.

Innovatief onderzoek draagt bij aan betere patiëntenzorg, maar is vaak bijzonder kostbaar. Om de continuïteit van het onderzoek te bewaken, kunnen wetenschappers niet anders dan hun vindingen ook door een commerciële bril te beschouwen. "Het te gelde maken van wetenschappelijke ontdekkingen creëert mogelijkheden om nog beter onderzoek te doen", zegt de Business Development Manager van het Technology Transfer Office (TTO) van het Erasmus MC vol overtuiging. "Door te commercialiseren versterkt de onderzoeker zijn positie in het wetenschappelijk veld. Het is een combinatie waar we niet meer buiten kunnen. Natuurlijk zijn er ook innovaties die niet direct in financiële termen zijn om te zetten, maar daar ligt niet mijn kracht."

Siddappa heeft wetenschap en commercie tijdens studie en werk zelf ook gecombineerd: na zijn studie biotechnologie in Wageningen en promotieonderzoek bij de TU Twente, voltooide hij een Master of Business Administration, een bedrijfskundige masteropleiding aan de Erasmus Universiteit Rotterdam. Na jarenlange ervaring als productontwerper bij medisch bedrijven in orthopedische hulpmiddelen (kunstheupen en botimplantaten) en tandimplantaten, werkt hij nu voor het TTO van het Erasmus MC en helpt hij wetenschappers om hun ontdekkingen te vercommercialiseren.

## Noviteit

Siddappa: "Door mijn achtergrond spreek ik dezelfde 'taal' als de onderzoekers. Ook al ben ik geen expert in hun vakgebied, ik heb







## Quantib: razendsnel inzicht

Quantib is een voorbeeld van een succesvol bedrijf dat door wetenschappers van het Erasmus MC en met ondersteuning van het TTO tot stand is gekomen. Het ontwikkelt software waarmee radiologen, cardiologen en neurologen geautomatiseerde analyses kunnen maken van medische opnamen, bijvoorbeeld MRI- of CT-scans van het hart of de hersenen. Dankzij de software *tool* is het zeer tijdrovende 'handmatig' beoordelen van die opnamen niet meer nodig.

Siddappa: "Met de software zijn grote hoeveelheden scans van gezonde personen geanalyseerd. Die gegevens komen voor een belangrijk deel uit ERGO, het bevolkingsonderzoek van het Erasmus MC onder 15.000 mensen van 45-plussers in de Rotterdamse wijk Ommoord. De analyse van gezonde hersenen levert een verzameling van specifieke karakteristieken op. Die *biomarkers*

vormen ijkpunten waarmee opnamen van het brein van een patiënt kunnen worden vergeleken. Een duidelijke afwijking van één of meer van die *biomarkers* is een signaal dat er iets mis is.

Binnen ERGO worden de deelnemers langdurig gevolgd. Regelmatig worden nieuwe opnamen gemaakt, waardoor veranderingen in de structuur van de hersenen of het hart met het toenemen van de leeftijd nauwkeurig worden vastgelegd. Bovendien beschikken we over genetische informatie. De combinatie van die scans en de genetische informatie is van onschatbare waarde: het geeft ons een steeds beter idee hoe zich een ziekte in de loop van de tijd manifesteert. Dat maakt herkenning en behandeling van bijvoorbeeld een stroke (beroerte) of een hersentumor in een vroeg stadium mogelijk."

[www.quantib.com](http://www.quantib.com)

voldoende kennis om hun ontdekkingen op waarde te kunnen schatten. Met die informatie ga ik in overleg met patent-advocaten. We controleren de noviteit van de wetenschappelijke vinding. En we onderzoeken de commerciële waarde met een marktonderzoek. Als de vinding nieuw is en op korte of lange termijn geld op kan leveren, starten we de patentaanvraag. Nieuw én commercieel interessant, dat zijn essentiële voorwaarden, anders zullen we de kosten van de investering - zo'n honderdduizend euro - nooit terugverdienen."

### Licenties

"Het komt voor dat we zelf een bedrijf oprichten, zoals Quantib (zie Kader), maar meestal gaan we op zoek naar mogelijk geïnteresseerde bedrijven en start ik de onderhandelingen. De commerciële evaluatie van het patent is daarbij een belangrijk houvast: daardoor weet ik of het patent zal leiden tot een kostenreductie of

dat het een nieuw, revolutionair en winstgevend product zal opleveren voor het geïnteresseerde bedrijf. Die informatie bepaalt voor een belangrijk deel de prijs van het patent.

Als er een overeenkomst wordt bereikt, wordt door onze juristen een contract opgesteld. Er zijn verschillende contracten mogelijk. Soms wordt een licentie op het patent verstrekt tegen betaling van een eenmalige financiële vergoeding. Een andere keer worden 'milestones' afgesproken (evaluatiemomenten die, bij succesvolle ontwikkelingen, tot extra vergoedingen leiden). En soms wordt een contract op basis van royalty's afgesloten, bijvoorbeeld als er op basis van het patent een nieuw product wordt ontwikkeld."

Meer info over TTO:  
[www.erasmusmc.nl/tto](http://www.erasmusmc.nl/tto)



## Who's who

## 'As a negotiator I secure market value to reinvest'

Senior business development & valorisation manager Ram Siddappa meets all kinds of scientists and clinicians throughout Erasmus MC. TEXT EMILIE HILGERS



**H**e was previously a product developer, now his job is to improve people's awareness of the impact of novel inventions, thereby securing realistic market value to reinvest in new research and healthcare projects. Born in India, Ram has family and friends overseas, yet he and his wife feel very much at home in the Netherlands with their two sons, aged three and seven. "Although my Dutch is OK, I prefer speaking English, but the children are fluent in Dutch and participate in all local traditions."

### Why did you come to the Netherlands?

"In 2001, after my Bachelor degree at the University of Agricultural Sciences in India, I was offered a fellowship at Wageningen University. It enabled me to learn in a high-quality knowledge environment in the West and to complete my Master's in Biotechnology. I also wanted to make a switch to medical science and participate in new therapies for personalized medicine. During my PhD at the University of Twente I did research on repairing bone defects by isolating and genetic manipulating patient cells. I published quite a few good articles about this project."

### In which institutions and particular projects did you participate as product developer?

"While I was doing my PhD (from 2003 to 2007) I was product developer at IsoTis, Bilthoven (later acquired by Integra LifeSciences), working on implantable medical devices for orthopaedic and dental applications. Afterwards I became involved in a drug discovery project to identify compounds for osteoporosis, a project between Merck and Twente University. From 2009 I was senior scientist at Leiden University, trying to improve cancer therapy by whole genome siRNA screening to identify new targets. In 2012, I worked at OctoPlus in Leiden on a business plan for a new approach to cardiovascular disease treatment. I was also product development manager at European Medical Contract Manufacturing in Nijmegen."


### Why Erasmus MC and this position?

"After I completed my Master of Business Administration at Erasmus University in 2012 I wanted to make optimal use of both my scientific and business knowledge. I applied for a position at Erasmus MC and got the job. Since then I educate scientists not to disclose novel inventions on public platforms. Most of them, by profession, want to share knowledge, research tools such as cell lines and mouse models. Some of these can of course be shared for R&D purposes, however, some inventions, knowhow, and techniques may need to be patented or trademarked to achieve actual value and impact for these (intangible) Intellectual Property assets. This way we can generate value which can be a great source for extra funds for internal R&D activities. I do most of the negotiations with commercial parties to license technologies and IP. Furthermore, in many cases, I also assist in finding external investors to create spin-off companies within the Erasmus MC Incubator."

### What do you think of the Netherlands?

"I like the balance between private life and work. For everyone who is willing to learn, there is room for growth. I also like the directness of the Dutch people, which helps in easy communication. At first I was a little bit shy, but I read some books about the Dutch mentality and this helped. In India there is a certain level of hierarchy, especially at work, although nowadays Indian society has become more like that in Western countries. What I teach my children about India is the way we respect our elders. When I meet my parents or older brother, I touch their feet and take a deep bow to show respect. What I miss most about India is the food and my family. We try to go back at least once a year."

### What do you do in your spare time?

"I am into sports, mostly badminton. I like to spend time with family and friends, and I like to cook at least once a week." 

## Convenient and cost-effective: sharing facilities

Erasmus MC has made plans to consolidate and centralize its expensive and complex research facilities. "We can do things so much more efficiently", says Rini de Crom, Biomedical Sciences theme director. TEXT ANNEKE AALDIJK

**I**ncreasingly expensive and complex equipment is needed to conduct high-quality research, says De Crom. "Acquiring and maintaining this type of equipment requires such a substantial investment, in terms of both cost and knowledge, that many departments can no longer afford to do this on their own. It is also a shame if expensive equipment or facilities are only used by one department, of course, or if a facility is dependent on a single researcher and everything comes to a standstill if that researcher gets ill or leaves. That is why the Board of Directors asked us to consolidate our research facilities and knowledge and bring together services such as analysis apparatus and databanks under a single unit: CoFa. This should improve the accessibility and availability of our core facilities for users inside and outside Erasmus MC. We want everyone to see which facilities we have available and what they can be used for. Moreover,

consolidation and sharing means reduced costs."


### Super microscopes

Shared, centralized facilities are not an entirely new concept. De Crom: "The animal research center is a well-known facility that we have been sharing for some time already. Another example is our medical library - a central facility that everyone can use. We will now replicate this concept for our other facilities. For instance, we will create a central area for special super microscopes, so that everyone can use them and test them out. After all, departments are unlikely to purchase expensive equipment themselves just to find out whether it could be useful." All researchers and other staff members who use the facilities have been briefed on Tuesday 31 January during a symposium on the subject. De Crom: "Ten facilities will be introduced at the symposium. The presentation will also refer to

the National Roadmap Large-scale Research Infrastructure, because at the national level, too, the aim is to achieve consolidation and better information."

Going forward, the Board of Directors will appoint three or four facilities where this process can get started. "We are still in the initial phase and that is why we will start with facilities that are already at a more advanced stage. We will establish an internet portal where all these facilities can be found. Physical areas that can be accessed by everyone will also be created."

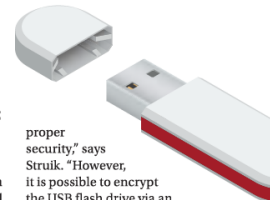
### Great addition

The core facilities are a great addition to our Academic Centers of Excellence (ACEs), says De Crom. "The ACEs are where we connect through knowledge, while in the core facilities we will connect through technology and equipment." For additional information, please contact [corefacilities@erasmusmc.nl](mailto:corefacilities@erasmusmc.nl) 


## USB flash drives safer

**I**n order to provide better protection for patient and research data, BitLocker encryption will be enabled for USB flash drives on all Erasmus MC workstations, laptops and desktops. Starting at the end of February, whenever a USB flash drive is inserted into a USB port, an automatic check will be carried out to determine whether the data carrier (the USB flash drive or the external hard disk) has been encrypted with BitLocker. "If not, a pop-up window will appear asking whether you wish to encrypt the medium," says Menno Struik, the project leader. "Click on 'Yes' and the encryption process will start, after which you can transfer

Erasmus MC files from the network or the PC onto the flash drive. If you select 'No' (do not encrypt), the files can only be read or copied from your flash drive onto the PC, but not vice versa. No files from the network or PC can be saved to the flash drive. This procedure will also apply to external hard disks. Mobile data devices such as USB flash drives are not currently protected well enough. Measures such as BitLocker encryption significantly reduce the risk of unauthorized access to confidential data by third parties (as a result of theft or loss). "Employees who use personal PCs and laptops for their work will remain responsible for



proper security," says Struik. "However, it is possible to encrypt the USB flash drive via an Erasmus MC workstation and then use it on both your personal and work PC or laptop."

More information can be found on the Service Portal (search term: versleuteling (encryption)). (AA) 

## Things to do in Rotterdam

TEXT: VIVIANNE SCHIKS

### 8-12 FEBRUARY

#### Art Rotterdam Week

Various art fairs will be held during this week. Art Rotterdam will take place in and around the Van Nelle Fabriek, and will be a true mecca for art lovers and professionals. There will also be a Rotterdam Contemporary Art Fair at the Cruise Terminal, and many other art-related events such as pop-up shows, open studios, exhibitions and openings in museums and art galleries.

### THROUGH 12 FEBRUARY

#### Kunsthal exhibition: Peter Lindbergh - A Different Vision on Fashion Photography

Peter Lindbergh is currently regarded as one of the most influential fashion photographers of the past forty years. Lindbergh's pure black-and-white photographs have determined the course of fashion photography since the 1980s.



### 13-19 FEBRUARY

#### ABN AMRO World Tennis Tournament

Top tennis tournament attracting tennis players such as Rafael Nadal, Stan Wawrinka, Tomas Berdych, Marin Cilic, and many more.

### AS OF 25 FEBRUARY

#### Hyperrealism - 50 Years of Painting

Kunsthal presents three generations of US and European artists in a unique survey of Hyperrealist painting. Paintings of everyday scenes and blown-up con-

sumer commodities - from sweets and shiny car bumpers to ketchup bottles. The works of these artists, including Chuck Close, Robert Bechtle, Richard Estes, John Salt and Franz Gertsch, are painted with such meticulousness and precision that they look like photographs.

### 4 MARCH

#### Museum night

The online ticket sale for Museumnacht10 has started! Get an all-in ticket (passe-partout), which gives you entry to more than forty museums and cultural organizations in the city on Saturday 4 March. All venues have their own special program during Museumnacht10. Early birds get a 5 euro discount. (€12,50 instead of €17,50).

For more information, see [www.rotterdamfestivals.nl](http://www.rotterdamfestivals.nl) and [https://rotterdam.info](http://https://rotterdam.info) 

## Peer-reviewed international publications

1. Zhang Y, Wester L, He J, Geiger T, Moerkens M, **Siddappa R**, Helmijr JA, Timmermans MM, Look MP, van Deurzen CHM, Martens JWM, Pont C, de Graauw M, Danen EHJ, Berns EMJJ, Meerman JHN, Jansen MPH, van de Water B. *IGF1R signaling drives antiestrogen resistance through PAK2/PIX activation in luminal breast cancer*. **Oncogene**. 2018 Apr;37(14):1869-1884. Impact Factor 2017: **6.85**
2. Puigvert JC\*, van Stechow L\*, **Siddappa R**, Pines A, Bahjat M, Olsen JV, Vrieling H, Meerman JHN, Mullenders LHF, van de Water B and Danen EHJ. *Systems approach identifies Csnk1a1 as a novel regulator of the DNA damage response in embryonic stem cells*. **Science Signaling**, 2013 Jan 22;6(259) Impact factor in 2017: **6.4**
3. von Stechow L, Typas D, Puigvert JC, Oort L, **Siddappa R**, Pines A, Vrieling H, van de Water, Mullenders LHF and Danen EHJ. *The E3 ligase ARIH1 protects against chemo- and radiotherapy by initiating a 4EHP-mediated mRNA translation arrest*. **Mol Cell Biol**. 2015 Apr;35(7):1254-68. Impact factor 2017: **3.81**
4. Joyce Doorn, **Siddappa R**, Clemens van Blitterswijk, and Jan de Boer. *Forskolin enhances in vivo bone formation of human Mesenchymal stromal cells*. **Tissue Eng Part A**. 2012 Mar;18(5-6):558-67 Impact factor in 2017: **4.64**
5. **Siddappa R**, Doorn J, Langerwerf E, Arends R, van Blitterswijk C and de Boer J. *Timing, rather than the concentration of cyclic AMP, correlates to osteogenic differentiation of human mesenchymal stem cells*. **J Tissue Eng Regen Med**. 2010 Jul;4(5):356-65. Impact factor in 2017: **3.278**.
6. **Siddappa R**, Mulder W, Steeghs I, van de Klundert C, Fernandes H, Liu J, Arends R, van Blitterswijk C, de Boer J. *cAMP/PKA Signaling Inhibits Osteogenic Differentiation and Bone Formation in Rodent Models*. **Tissue Eng Part A**. 2009 Feb 13. Impact factor in 2017: **3.5**
7. **Siddappa R**, Martens A, Doorn J, Leusink A, Olivo C, Licht R, van Rijn L, Gaspar C, Fodde R, Janssen F, van Blitterswijk C and de Boer J. *cAMP/PKA pathway activation in human mesenchymal stem cells in vitro results in robust bone formation in vivo*. **Proc Natl Acad Sci U S A (PNAS)**, 2008 May 20;105(20):7281-6: Impact factor in 2017: **9.5**
8. **Siddappa R**, Licht R, Liu J, van Blitterswijk C and de Boer J. *Controlling osteogenesis by human mesenchymal stem cells*. **European Cells and Materials Vol. 14. Suppl. 1, 200: ISSN 1473-2262**
9. **Siddappa R**, Fernandes H, Liu J, van Blitterswijk C and de Boer J. *The response of human Mesenchymal stem cells to osteogenic signals and its impact on bone tissue engineering*. **Curr Stem Cell Res Ther**. 2007 Sep;2(3):209-20. **Invited Review**. Impact factor in 2017: **4.82**
10. **Siddappa R**, Licht R, van Blitterswijk C and de Boer J. *Donor variation and loss of multipotency during in vitro expansion of human mesenchymal stem cells for bone tissue engineering*. **Journal of Orthopedic Research**. 2007 Aug;25(8):1029-41. Impact factor in 2017: **3.14**
11. de Boer J, **Siddappa R**, Gaspar C, van Apeldoorn A, Fodde R and van Blitterswijk C. *Wnt signaling inhibits osteogenic differentiation of human mesenchymal stem cells*. **Bone**, 2004, Volume 34, Issue 5, Pages 818-826. Impact factor in 2017: **4.455**
13. D Link, **Siddappa R**, M Thio, B Babychan, H Valster. *Supercritical CO<sub>2</sub>: the future for cleaner and safer tissues for regenerative medicine*. **Journal of Tissue Engineering and Regenerative Medicine** 8, 135-135

## Contribution to Textbook chapter

14. van Blitterswijk C, Moroni L, Rouwkema J, **Siddappa R** and Sohier J. *Tissue engineering: an Introduction*. **Tissue Engineering 2008, Elsevier ISBN: 978-0-12-370869-4, PP XIV-XXXVI**.

## PhD Thesis: 2007

**Siddappa R**. *"Cellular and Molecular Prerequisites for Bone Tissue Engineering"*

<https://research.utwente.nl/en/publications/cellular-and-molecular-prerequisites-for-bone-tissue-engineering/>