



**COVID-19 related
Protocol Changes and
Transition from
Scrimmages to Matches.**

- **Be aware of the changes TASO has implemented to mitigate the risk associated with COVID-19.**
- **Coaches and teams are still a bit confused. Help to educate them without penalty as we start the season.**

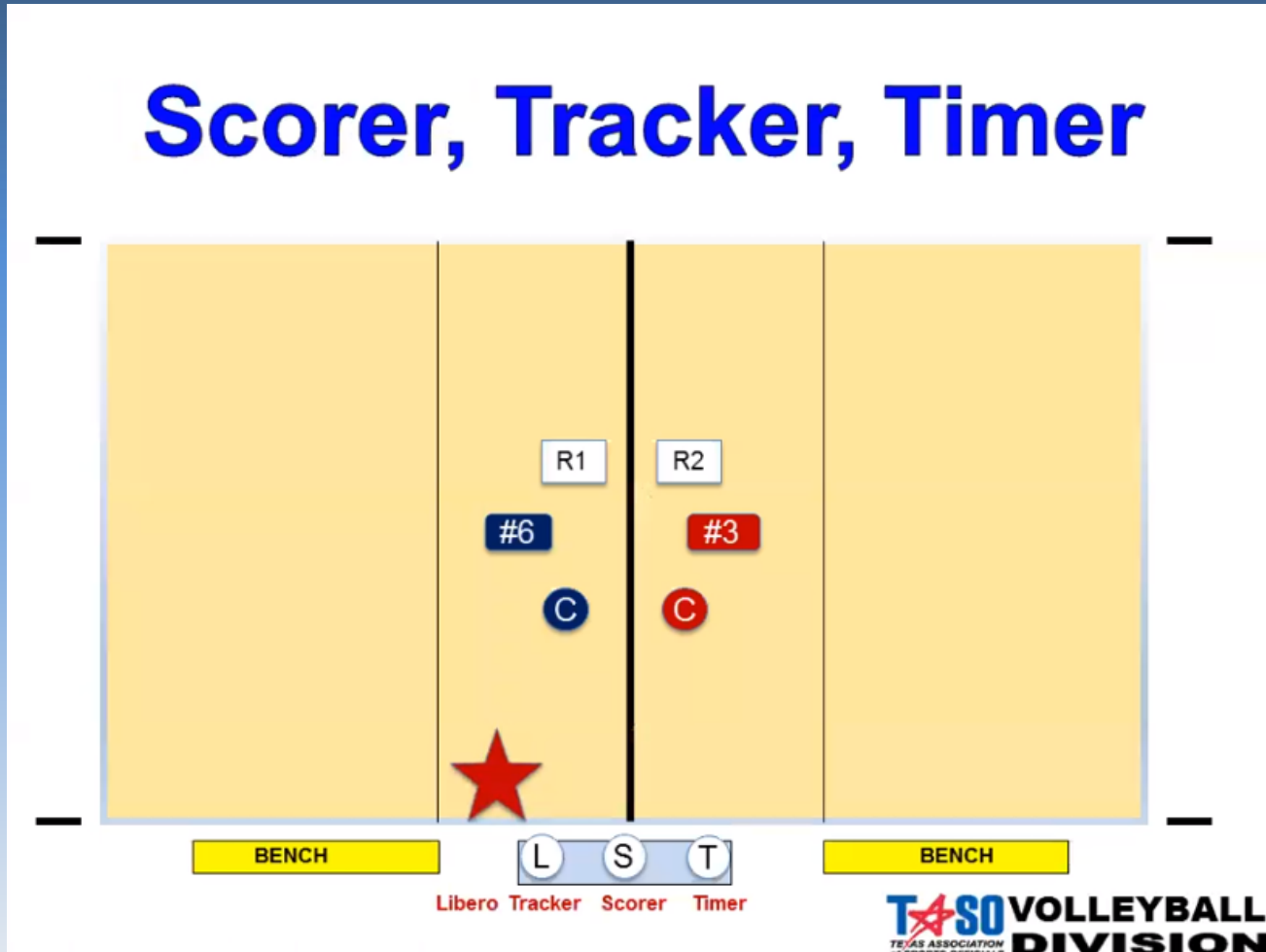
Pre-match Conference (TASO directives)

Pre-match Conference

- **Only R1, R2 and each Head Coach are REQUIRED to be at the Pre-match Conference. ONE Captain is allowed to be at the Pre-match conference, but is not REQUIRED.**
- **Start conference with introductions - BUT NO HANDSHAKES OR HIGH FIVES.**
- **Only Scorekeeper, Timer and Libero Tracker are allowed at the table.**

Pre-match Conference (cont.)

Scorer, Tracker, Timer



Pre-match Conference

- **Go over local ground rules such as non-playable areas, vertical backboards, change of surface, etc.**
- **Review rules regarding hair devices and jewelry.**
- **Ask Head Coach if all players are properly and legally equipped.**
- **Remind them that players are responsible for retrieving the ball quickly to return to play.**
- **Continue play until you hear the whistle.**

Pre-match Conference (cont.)

- **There are changes in match protocol that should be discussed in the Pre-match Conference:**
 - **Visiting Team will serve first.**
 - **Teams will NOT switch sides at all throughout the match.**
 - **Remind Coaches that their rosters are to be turned in to the Score Table prior to 10 minutes left on pre-game clock. (Not to the Pre-match meeting like last year.)**

Pre-match Conference (cont.)

Protocol changes – points of emphasis (cont.):

- Captains will meet the R2 at the center of the court if the match goes to a deciding set.
 - If there is a deciding set, Home Team Captain will call toss.
 - Winner of the toss chooses Serve or Receive.

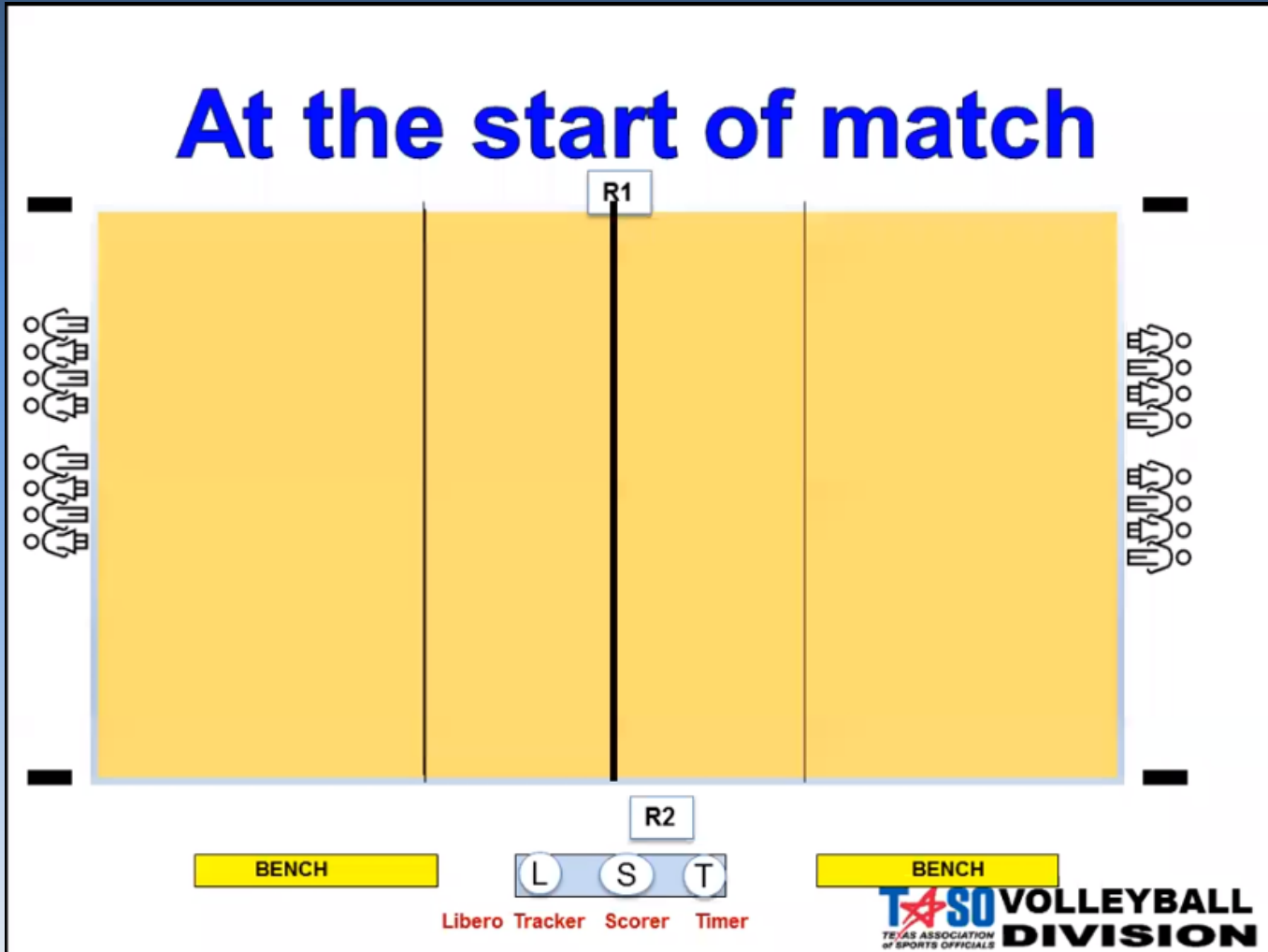
More Protocol Changes

Protocol Changes

AT THE START OF THE MATCH

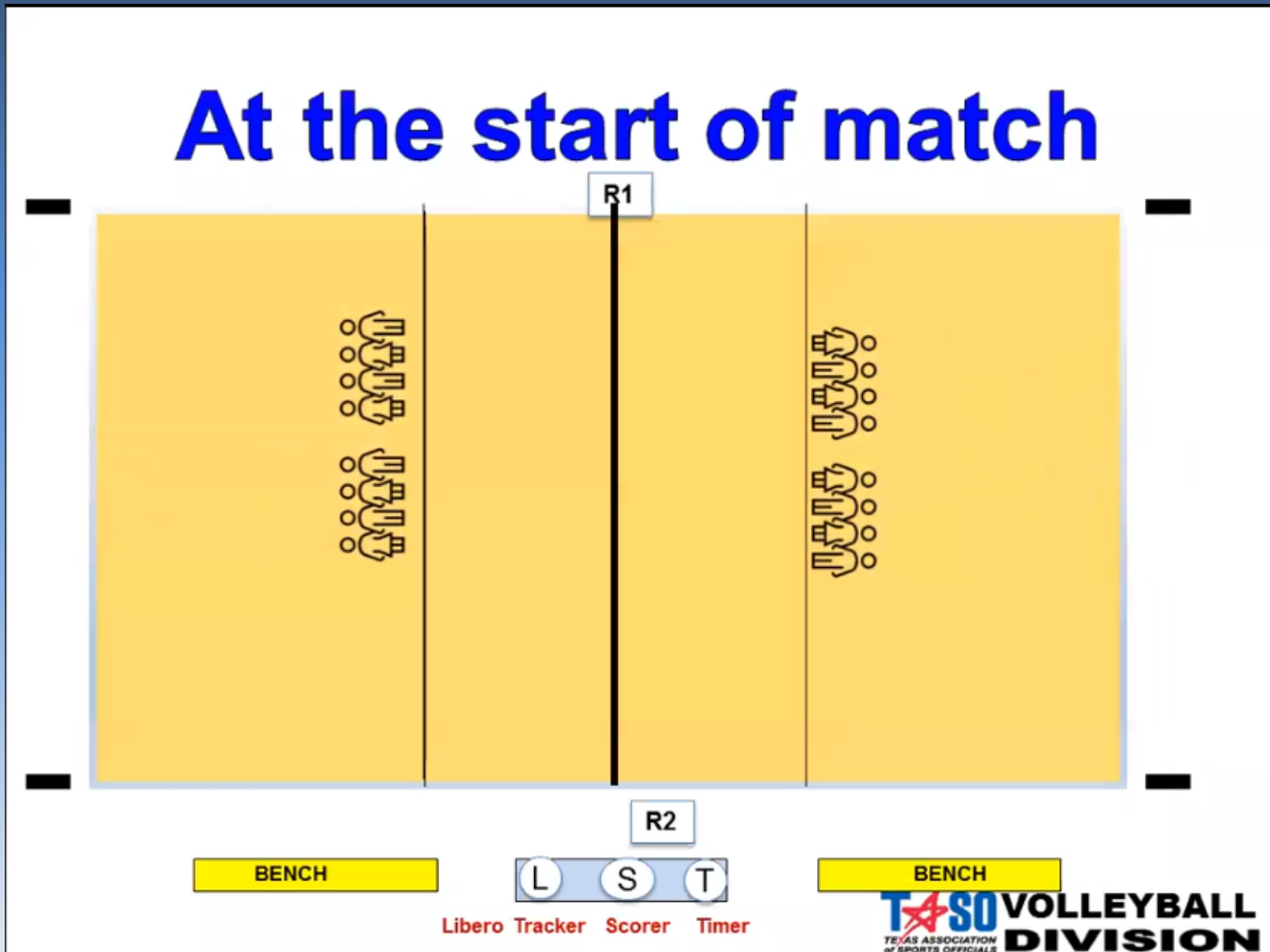
- Both teams will line up on their respective end lines. It can be entire team or just the starting players.
- R1 will whistle and motion for teams to advance to the Attack Line where the players will wave to their opponents.
- R1 will whistle to release players to their starting positions. Players can be allowed to return for a **BRIEF** meeting with the coach before coming back to the court.

Protocol Changes (cont.)



Protocol Changes (cont.)

At the start of match



Protocol Changes (cont.)

DURING THE MATCH

- **R2 will maintain social distancing from both the players and the Score Table personnel while overseeing a substitution.**
- **During a Time Out, to maintain social distancing, R2 can ask Scorekeeper to show the scorebook and communicate that it is accurate rather than initial in the scorebook (as done in the past).**

Protocol Changes (cont.)

AT THE END OF EACH SET

- **R1 will whistle and signal for End of Set.**
- **R1 will motion for teams to return to their respective benches.**

Protocol Changes (cont.)

AT THE END OF THE MATCH

- R1 will whistle and signal for End of Set.
- **R2** will motion for teams to move to their respective Attack Line. Entire team is allowed to go to Attack Line to wave at opponents at the conclusion of the match.
- R1 will whistle to release players to their benches.
- Officials exit safely and promptly.

UIL Risk Mitigation Guidelines

UIL Risk Mitigation Guidelines

UIL has set the following guidelines that schools are expected to follow. As officials, we are not in charge of enforcing these rules; however, you should bring these matters to the attention of the administrator on duty or the coach, as applicable.

UIL Risk Mitigation Guidelines (cont.)

These guidelines are specifically listed on the UIL website:

- **The host site should provide sports and contest officials an area to enter and exit separate from fans when possible. Officials should be provided a dressing and meeting area, if applicable, that has been cleaned and disinfected prior to their arrival.**

UIL Risk Mitigation Guidelines (cont.)

These guidelines are specifically listed on the UIL website:

- **Before each game, contest, or event, schools should follow the screening protocols...to screen all staff members, contractors, volunteers, sports officials, contest judges, and any individuals otherwise involved in working the event. These individuals should also self-screen as described in these screening protocols.**

Expect to be screened prior to entry to the match.

UIL Risk Mitigation Guidelines (cont.)

These guidelines are specifically listed on the UIL website:

- **Face coverings do not have to be worn while exercising or competing on the court, in the match.** Face coverings must be worn by all team personnel (coaches, managers, players not in the match) while on the bench.

Scrimmages

Things to Discuss

Scrimmages – Things to Discuss

The coach wanted to know where they could pepper their team when the opponent was taking the net? If they stayed on their side of the court they would be a target for the team hitting.

Scrimmages – Things to Discuss

The coach wanted to know where they were to pepper their team when the opponent was taking the net? If they stayed on their side of the court they would be a target for the team hitting.

The team that does not have the court may pepper anywhere as long as they are not in close proximity to their opponents. *(answer provided by TASO)*

Scrimmages – Things to Discuss

Line Judges – Since it is preferred this season, that Line Judges will NOT use flags, it is important to know how to correctly make all Line Judge signals using hand signals.

Scrimmages – Things to Discuss

Line Judges – Since it is preferred this season, that Line Judges will NOT use flags, it is important to know how to correctly make all Line Judge signals using hand signals.

Become familiar with the correct signals found on Page 63 of the Volleyball Rules Book 2020-21 or Page 129 of the Volleyball Case Book and Officials Manual 2020-21.

Scrimmages – Things to Discuss

Additional points of interest and observations from the scrimmages...

Out of time?

**Do you have a question you
would like answered?**

Email Wally:

wsimpson.bvtaso@gmail.com