



Ranch Horse Revolution Club

COMMUNITY OVER COMPETITION

PATTERN BOOK

2025 RANCH HORSE REVOLUTION SUMMER SHOW

HOSTED BY: RANCH HORSE REVOLUTION CLUB

JUNE 20-22, 2025

ARMSTRONG, BC

JUDGE: GLENN PERRAN

CLASS LIST | JUNE 20 - 22, 2025

Friday, June 20, 2025

Arena: Ring 2 (outdoor): Start: TBA

1. *Ranch Trail – In-hand 5 & under
2. *Ranch Trail – In-hand 6 – 15 years
3. *Ranch Trail – In-hand Regal 16 years & over
4. *Ranch Trail – DWD All Ages WT
5. *Ranch Trail – Youth WT
6. *Ranch Trail – Youth WTL
7. *Ranch Trail – Green Non-Pro WTL
8. *Ranch Trail – Green Open WTL
9. *Ranch Trail – Senior Non-Pro WT
10. *Ranch Trail – Senior Non-Pro WTL
11. *Ranch Trail – Open WTL
12. *Ranch Trail - STAKES Class Open WT
13. *Ranch Trail - STAKES Class Open WTL

Saturday, June 21, 2025

Arena: 2 (outdoor) Start: TBA

14. *Ranch Reining – Open WTL
15. *Ranch Reining – Senior Non-Pro WTL
16. *Ranch Reining – Green Open WTL
17. *Ranch Reining – Green Non-Pro WTL
18. *Ranch Reining – Senior Non-Pro WT
19. *Ranch Reining – Youth WTL
20. *Ranch Reining – Youth WT
21. *Ranch Reining – DWD All Ages WT
22. Ranch on the Rail – Open WTL
23. Ranch on the Rail – Senior Non-Pro WTL
24. Ranch on the Rail – Green Open WTL
25. Ranch on the Rail – Green Non-Pro WTL
26. Ranch on the Rail – Senior Non-Pro WT
27. Ranch on the Rail – Youth WTL
28. Ranch on the Rail – Youth WT
29. Ranch on the Rail – DWD All Ages WT
30. Ranch Lead Line – all ages

* Pattern Classes

** Exhibitors may use Rodeo Arena and Indoor Arena for warm-up.

31. Ranch Conformation – Stallions/ Geldings 5 & Under
32. Ranch Conformation – Stallions/ Geldings 6-15 years
33. Ranch Conformation – Regal Stallions/ Geldings 16 years & over
34. Ranch Conformation – Mares 5 & Under
35. Under
36. Ranch Conformation – Mares 6 – 15 years
37. Ranch Conformation – Regal Mares 16 years & Over

Sunday, June 22, 2025

Arena: 2 (outdoor): Start: TBA

38. *Ranch Riding – Open WTL
39. *Ranch Riding – Senior Non-Pro WTL
40. *Ranch Riding – Green Open WTL
41. *Ranch Riding – Green Non-Pro WTL
42. *Ranch Riding – Senior Non-Pro WT
43. *Ranch Riding – Youth WTL
44. *Ranch Riding – Youth WT
45. *Ranch Riding – DWD All Ages WT
46. Ranch Command – Open WTL
47. Ranch Command – Senior Non-Pro WTL
48. Ranch Command – Green Open WTL
49. Ranch Command – Green Non-Pro WTL
50. Ranch Command – Senior Non-Pro WT
51. Ranch Command – Youth WTL
52. Ranch Command – Youth WT
53. Ranch Command – DWD All Ages WT



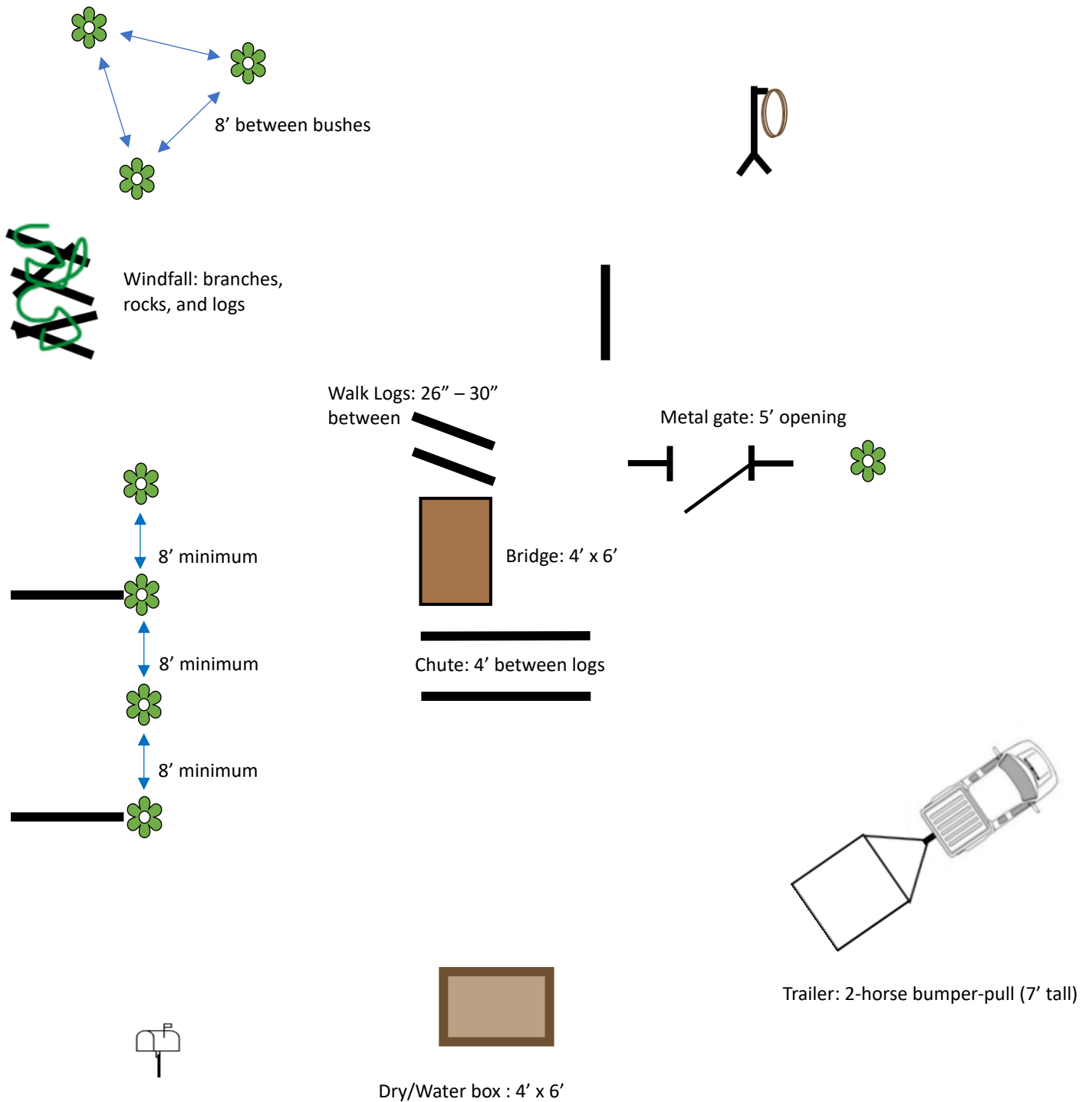
RHRC is an official Charter Club of the World Ranch Horse Association!

Learn more at www.worldranchhorse.com

RANCH HORSE REVOLUTION CLUB | 2025

TRAIL

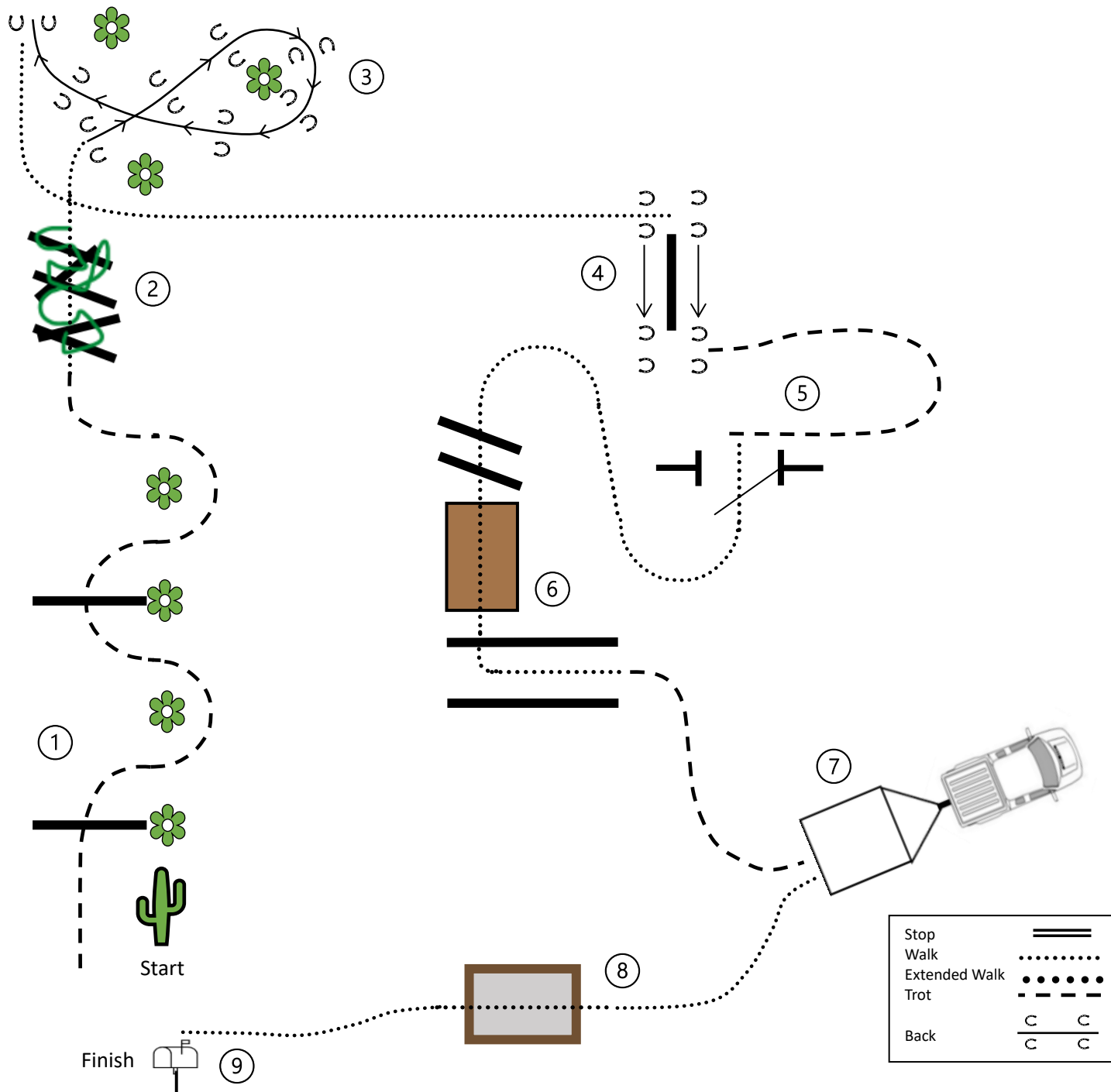
MEASUREMENTS



RANCH HORSE REVOLUTION CLUB | 2025

TRAIL

In-Hand Trail 5 & under



Wait to start at Cactus

1. Trot logs as shown
2. Walk through windfall and into backup position
3. Back up around bushes as shown
4. Walk to log, side pass right over log
5. Trot to gate, work gate with left hand push
6. Walk over logs, bridge, and through chute as shown

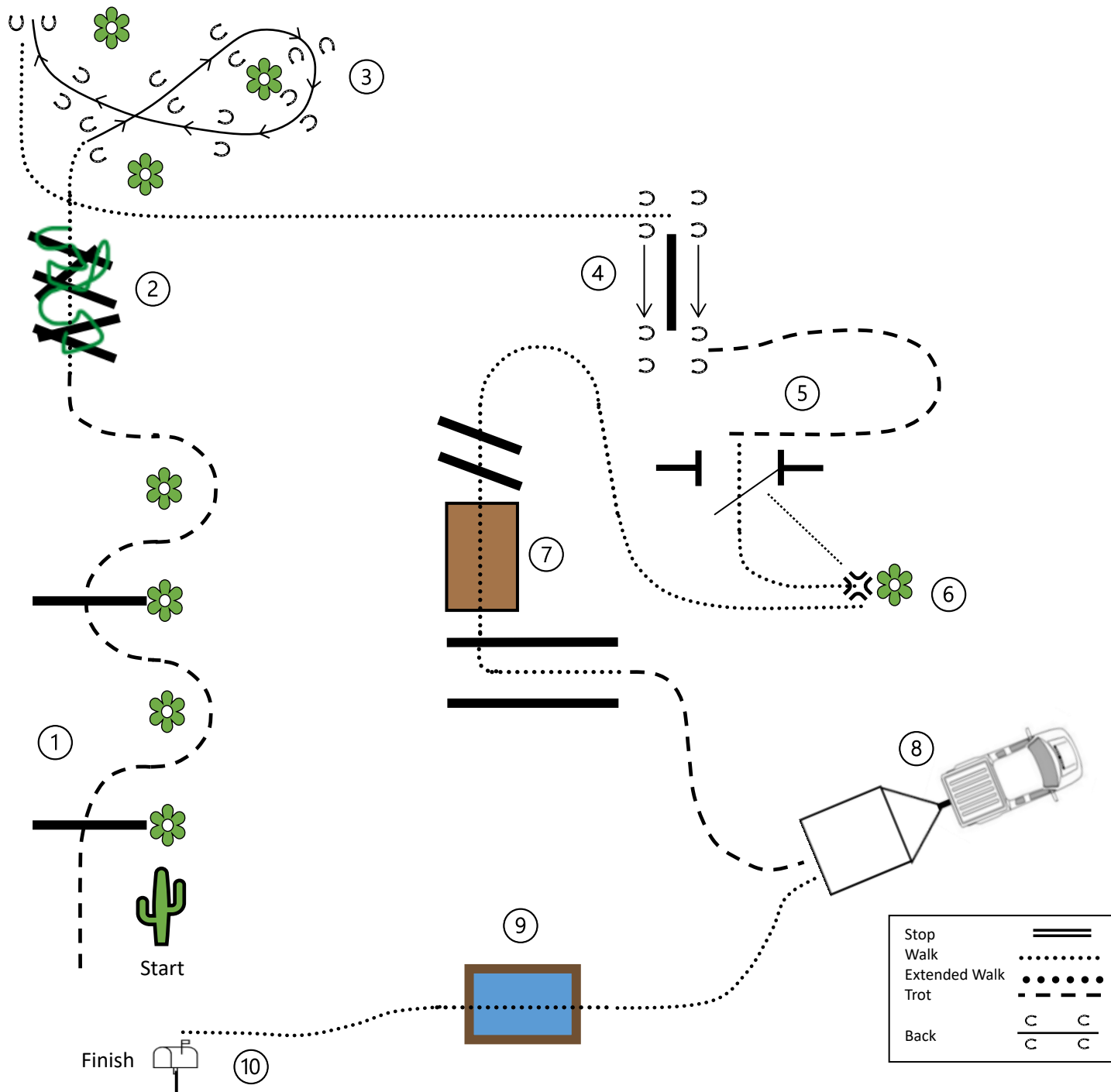
7. Trot to trailer, load horse and unload horse – (back-out or turn around)
8. Walk through dry box
9. Walk to mailbox, show Judge Vet bill

Pattern complete

RANCH HORSE REVOLUTION CLUB | 2025

TRAIL

In-Hand Trail 6 – 15 /In-Hand Trail 16 & over



Wait to start at Cactus

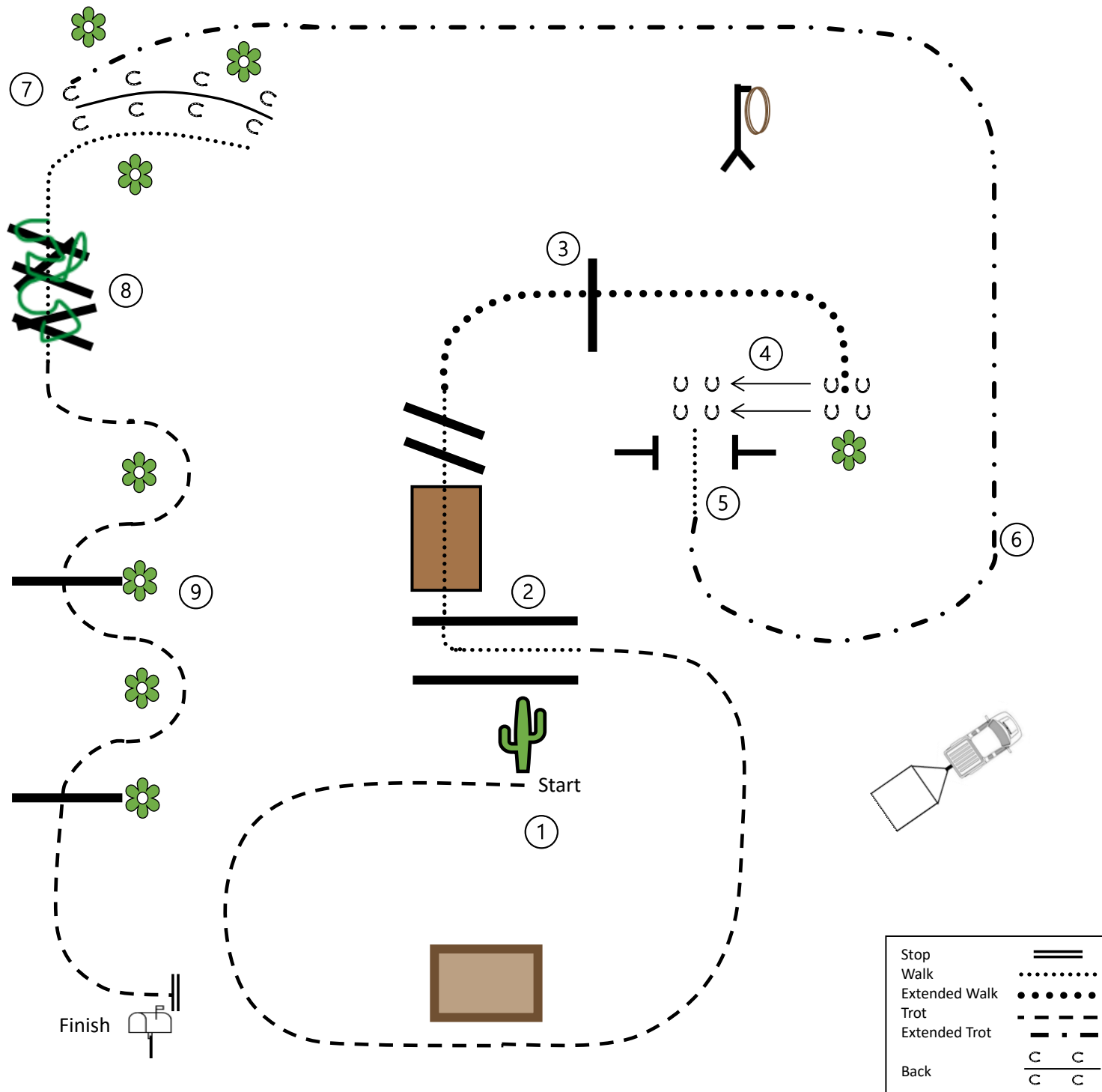
1. Trot logs as shown
2. Walk through windfall and into backup position
3. Back up around bushes as shown
4. Walk to log, side pass right over log
5. Trot to gate, open gate with left hand push and walk to bush – do not close gate

6. Ground tie horse, walk back and close gate. Return to horse.
 7. Walk over logs, bridge, and through chute as shown
 8. Trot to trailer, load horse and unload horse – (back-out or turn around)
 9. Walk through water box
 10. Walk to mailbox, show Judge Vet bill
- Pattern complete**

RANCH HORSE REVOLUTION CLUB | 2025

TRAIL

DWD Walk Trot & Youth Walk Trot

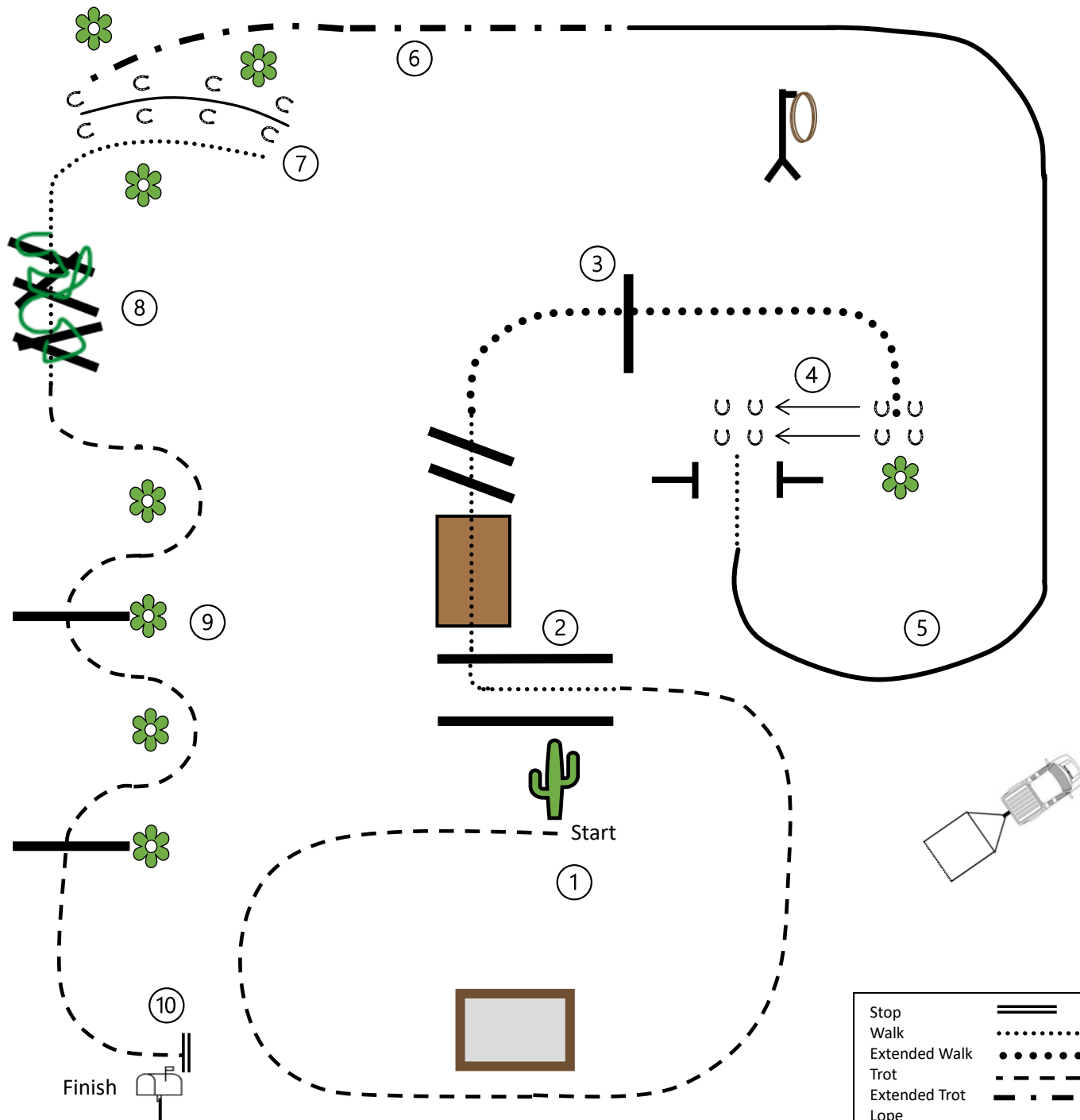


Wait to start at Cactus

1. Trot around dry box to chute
 2. Walk through chute, over bridge, and over poles
 3. Extended walk over log to bush
 4. Side pass right
 5. Walk through open gate
 6. Extended trot as shown, trot into backup position
 7. Back up as shown
 8. Walk out as shown, walk through windfall
 9. Trot over logs as shown, trot to mailbox, stop.
- Pattern complete**

RANCH HORSE REVOLUTION CLUB | 2025

TRAIL Youth WTL



Wait to start at Cactus

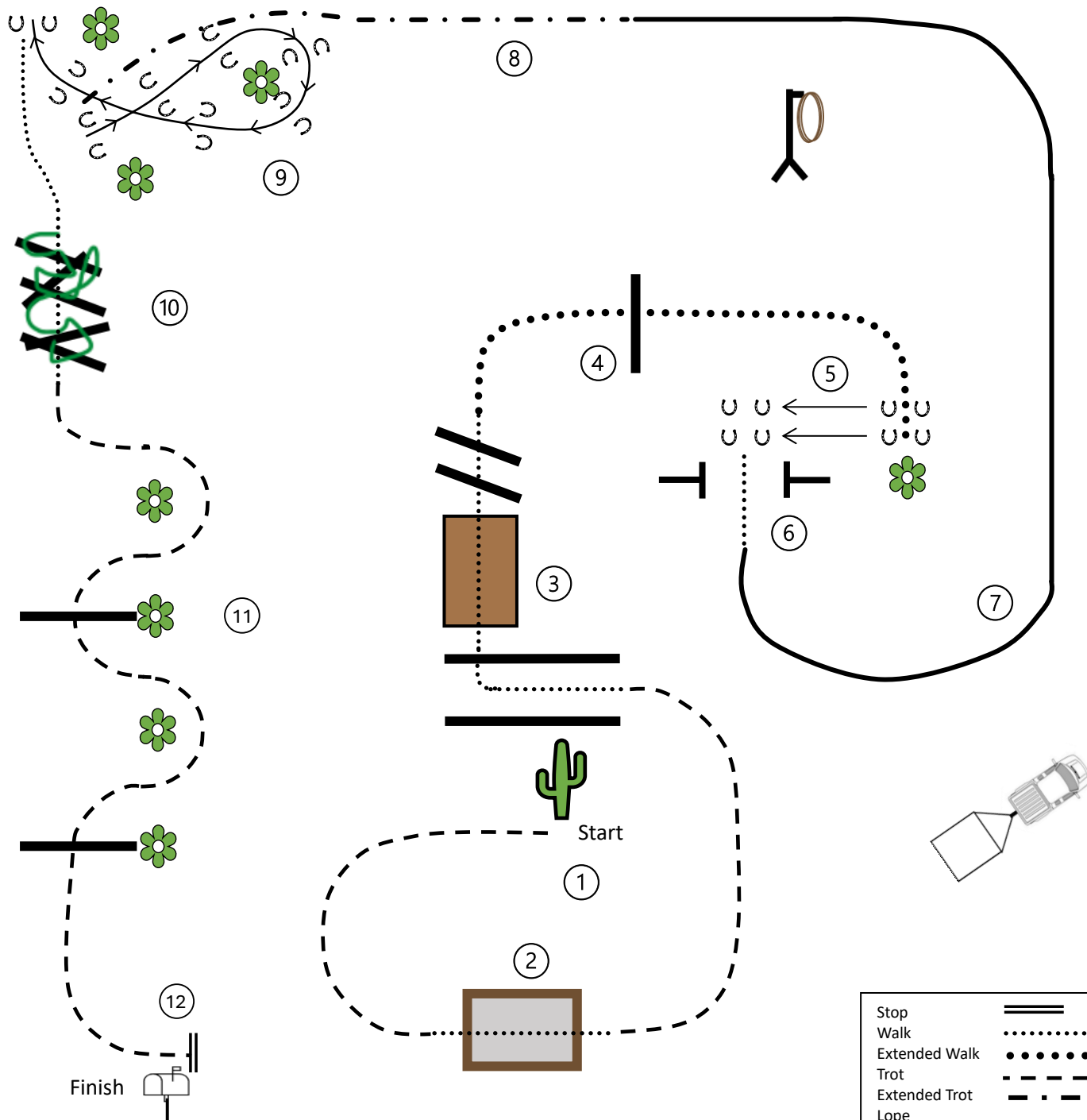
1. Trot around dry box to chute
2. Walk through chute, over bridge, and over poles
3. Extended walk over log to bush
4. Side pass left and walk through open gate
5. Lope left lead
6. Extended trot, trot into backup position
7. Back up as shown
8. Walk out as shown, walk through windfall
9. Trot over logs as shown
10. Trot to mailbox, stop, show mail to Judge

Pattern complete

RANCH HORSE REVOLUTION CLUB | 2025

TRAIL

Green Non-Pro WTL & Green Open WTL



Wait to start at Cactus

1. Trot around to dry box then walk
2. Walk through dry box and trot to chute
3. Walk through chute, over bridge, and over poles
4. Extended walk over log to bush
5. Side pass right
6. Walk through open gate

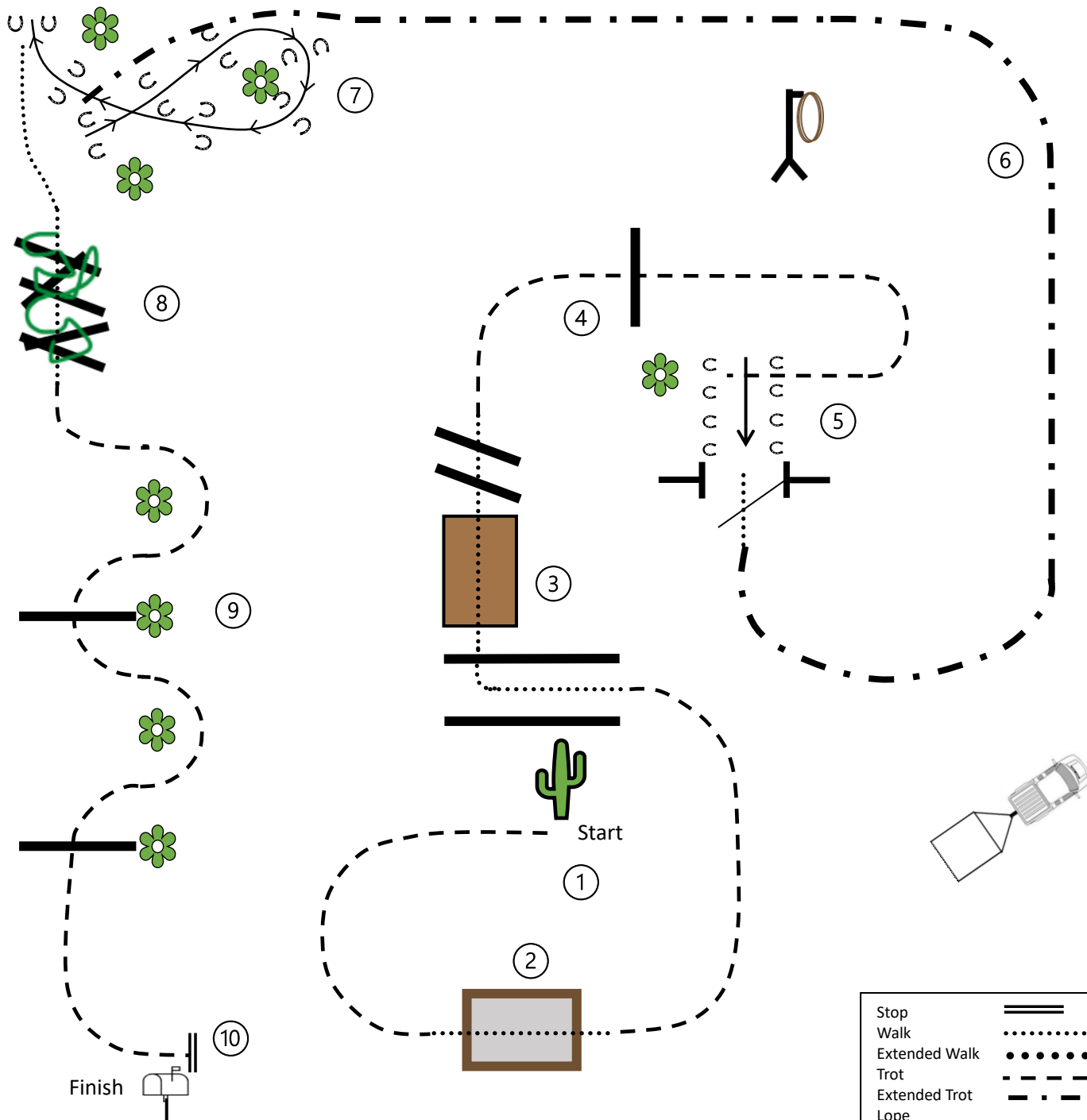
7. Lope left lead
8. Extended trot, trot into backup position
9. Back up as shown
10. Walk, walk through windfall
11. Trot over logs as shown
12. Trot to mailbox, stop, show mail to Judge

Pattern complete

RANCH HORSE REVOLUTION CLUB | 2025

TRAIL

Senior Walk Trot



Wait to start at Cactus

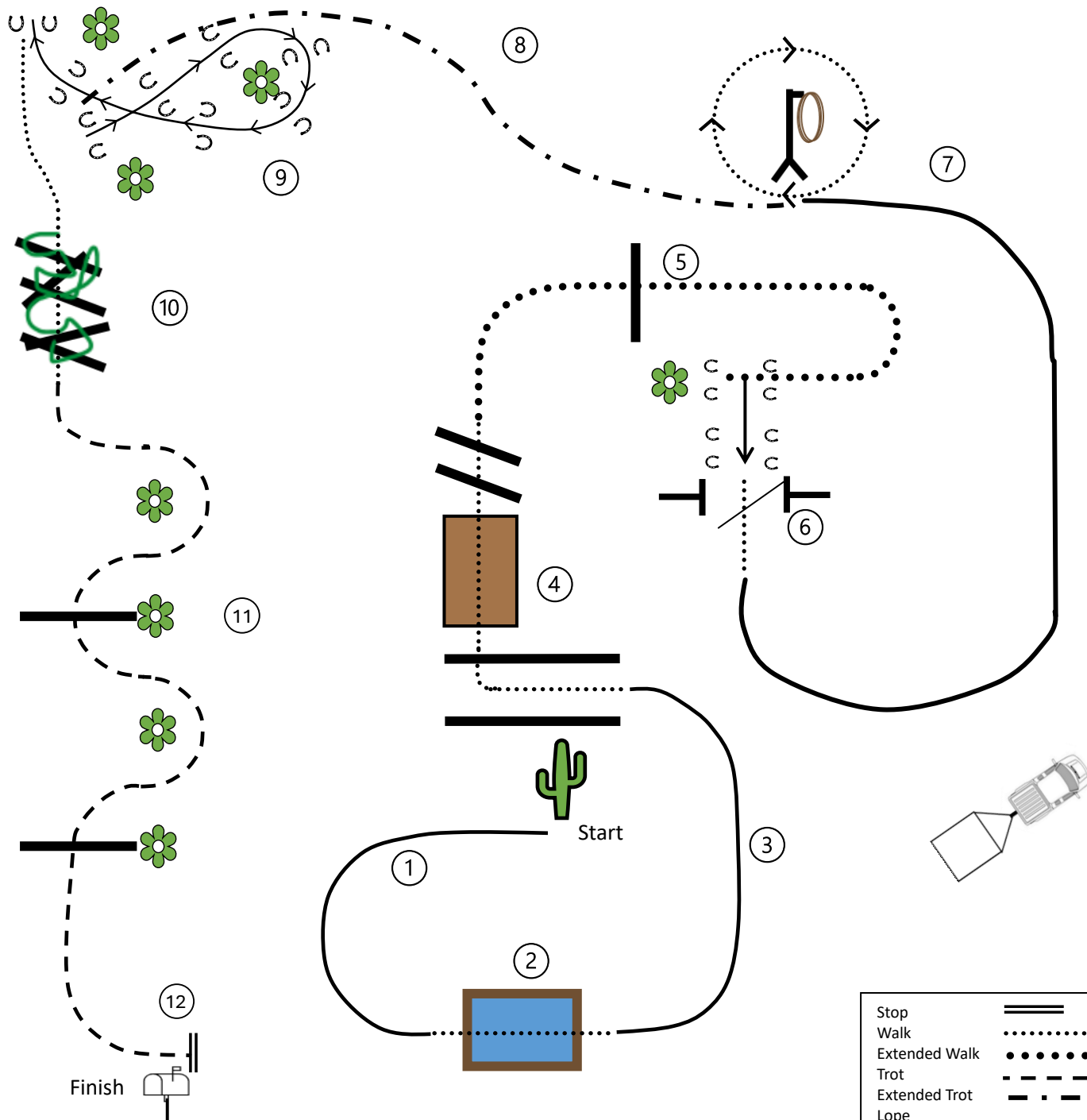
1. Trot around to dry box then walk
2. Walk through dry box and trot to chute
3. Walk through chute, over bridge, and over poles
4. Trot over log and around to bush
5. Side pass left and work gate left hand push
6. Extended trot, trot into backup position
7. Back up as shown
8. Walk, walk through windfall
9. Trot over logs as shown
10. Trot to mailbox, stop, show mail to Judge

Pattern complete

RANCH HORSE REVOLUTION CLUB | 2025

TRAIL

Senior Non-Pro WTL



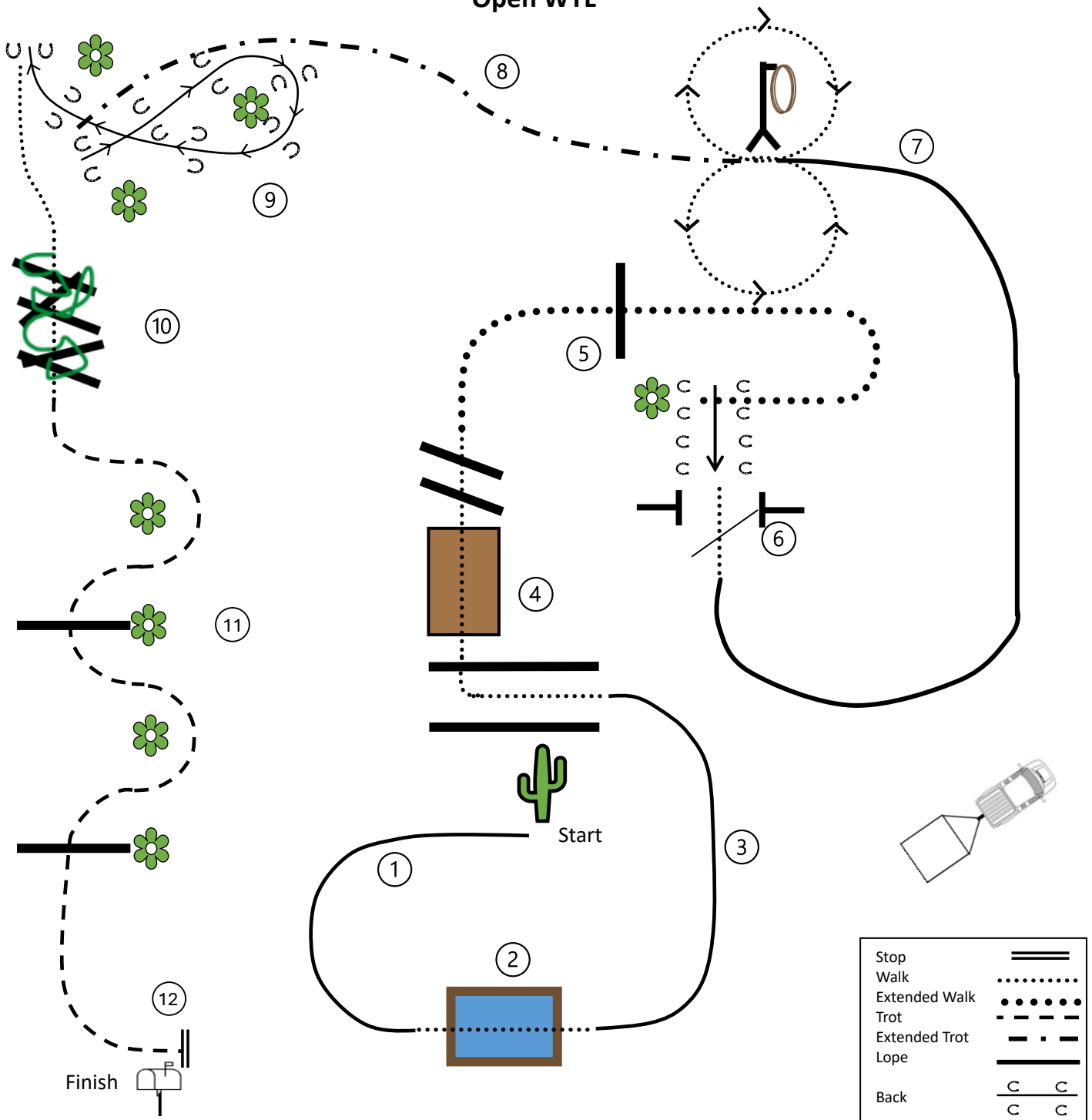
Wait to start at Cactus

1. Lope right lead to water box
2. walk through water box
3. Lope left lead to chute
4. Walk through chute, over bridge, and over poles
5. Extended walk over log to bush
6. Side pass left, and work gate with left hand push
7. Lope left lead to drag, grab rope with right hand, drag log in a circle to the right (walk or trot), hang up rope

8. Extended trot, trot into backup position
 9. Back up as shown
 10. Walk, walk through windfall
 11. Trot over logs as shown
 12. Trot to mailbox, stop, show mail to Judge
- Pattern complete**

RANCH HORSE REVOLUTION CLUB | 2025

TRAIL Open WTL



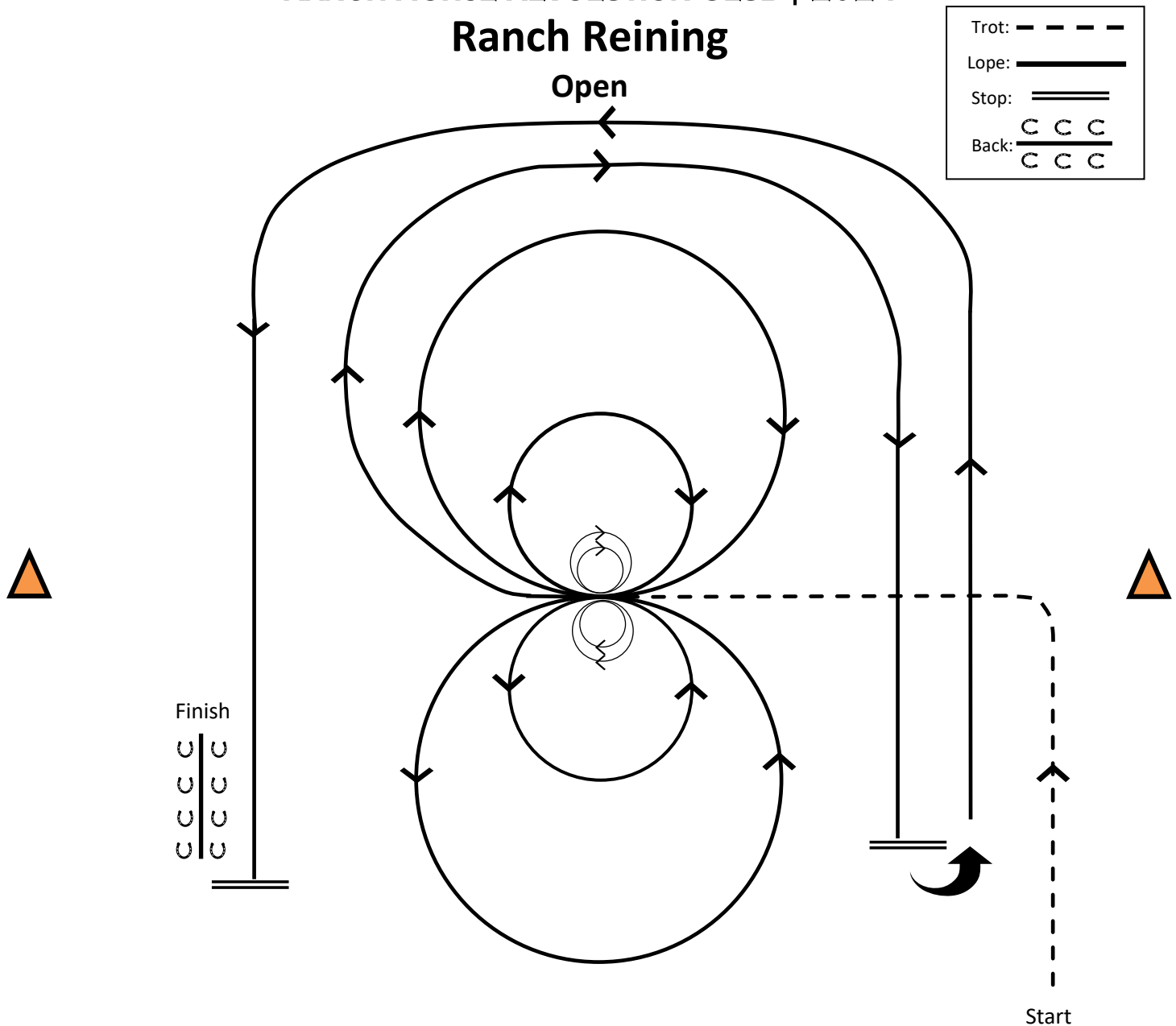
Wait to start at Cactus

1. Lope right lead to water box
2. walk through water box
3. Lope left lead to chute
4. Walk through chute, over bridge, and over poles
5. Extended walk over log and around to bush
6. Side pass left, and work gate with left hand push

7. Lope left lead to drag, grab rope with right hand, drag log in a figure-8, starting to the right (walk or trot), hang up rope
8. Extended trot, trot into backup position
9. Back up as shown
10. Walk, walk through windfall
11. Trot over logs as shown
12. Trot to mailbox, stop, show mail to Judge

Pattern complete

Ranch Reining



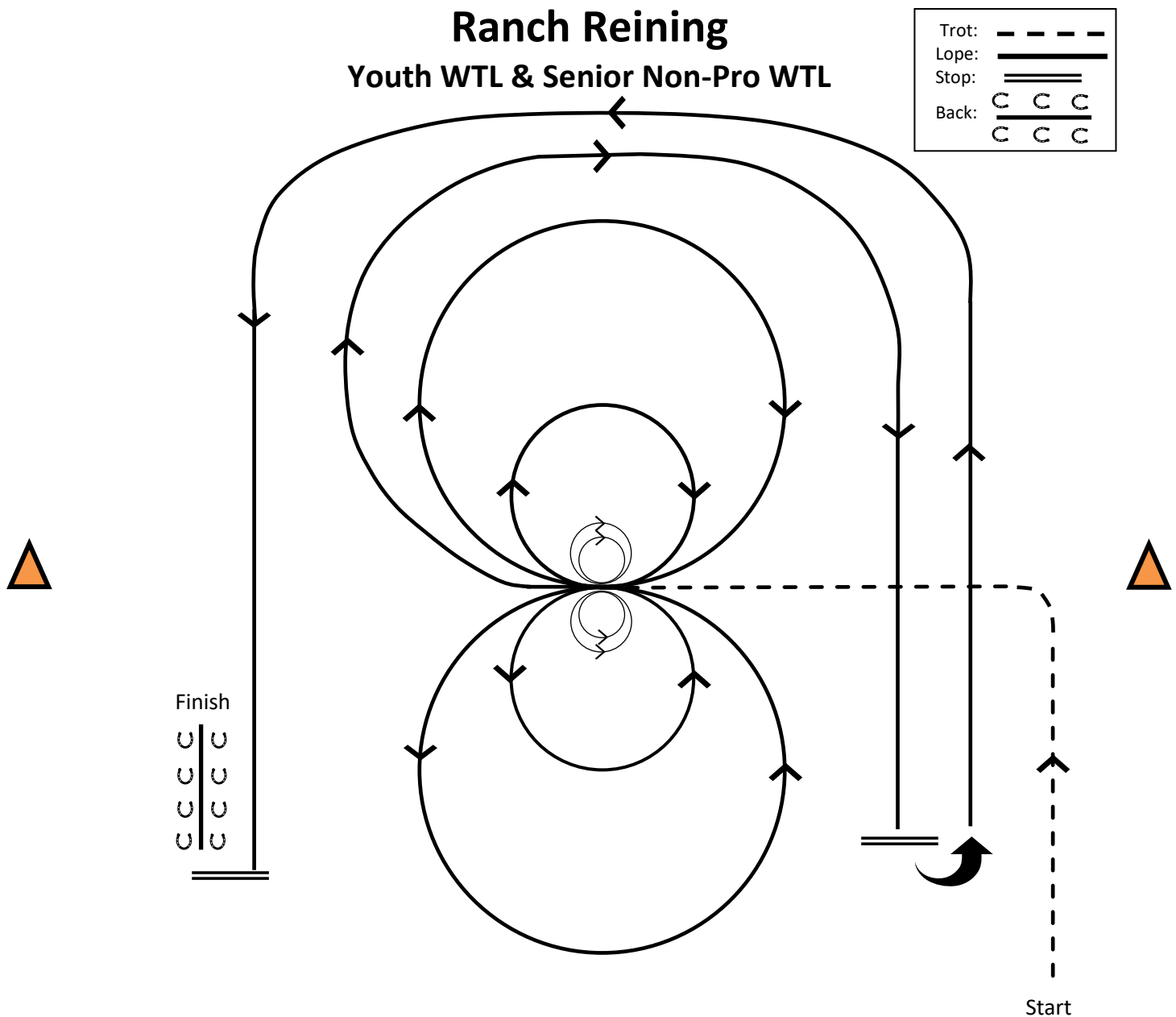
Wait at the in-gate to start

1. Trot to the centre of the arena. Stop.
2. Complete two spins to the right. Hesitate.
3. Complete two spins to the left. Hesitate.
4. Complete two circles to the right at the lope – the first one small and slow; the second one large and fast.
5. At the centre of the arena, change leads (simple or flying).
6. Complete two circles to the left at the lope – the first one small and slow; the second one large and fast.
7. At the centre of the arena, change leads to the right lead lope
8. Lope down the right side of the arena, past the centre marker, staying at least 20 feet from the wall or fence. Stop and do a left rollback, no hesitation.
9. Lope back around the previous circle, but do not close this circle.
10. Lope down the left side of the arena, past the centre marker, staying at least 20 feet from the wall or fence.
11. Stop and back at least 10 feet.
12. Hesitate to demonstrate completion of the pattern.

Pattern complete, exit at a trot

Ranch Reining

Youth WTL & Senior Non-Pro WTL



Wait at the in-gate to Start

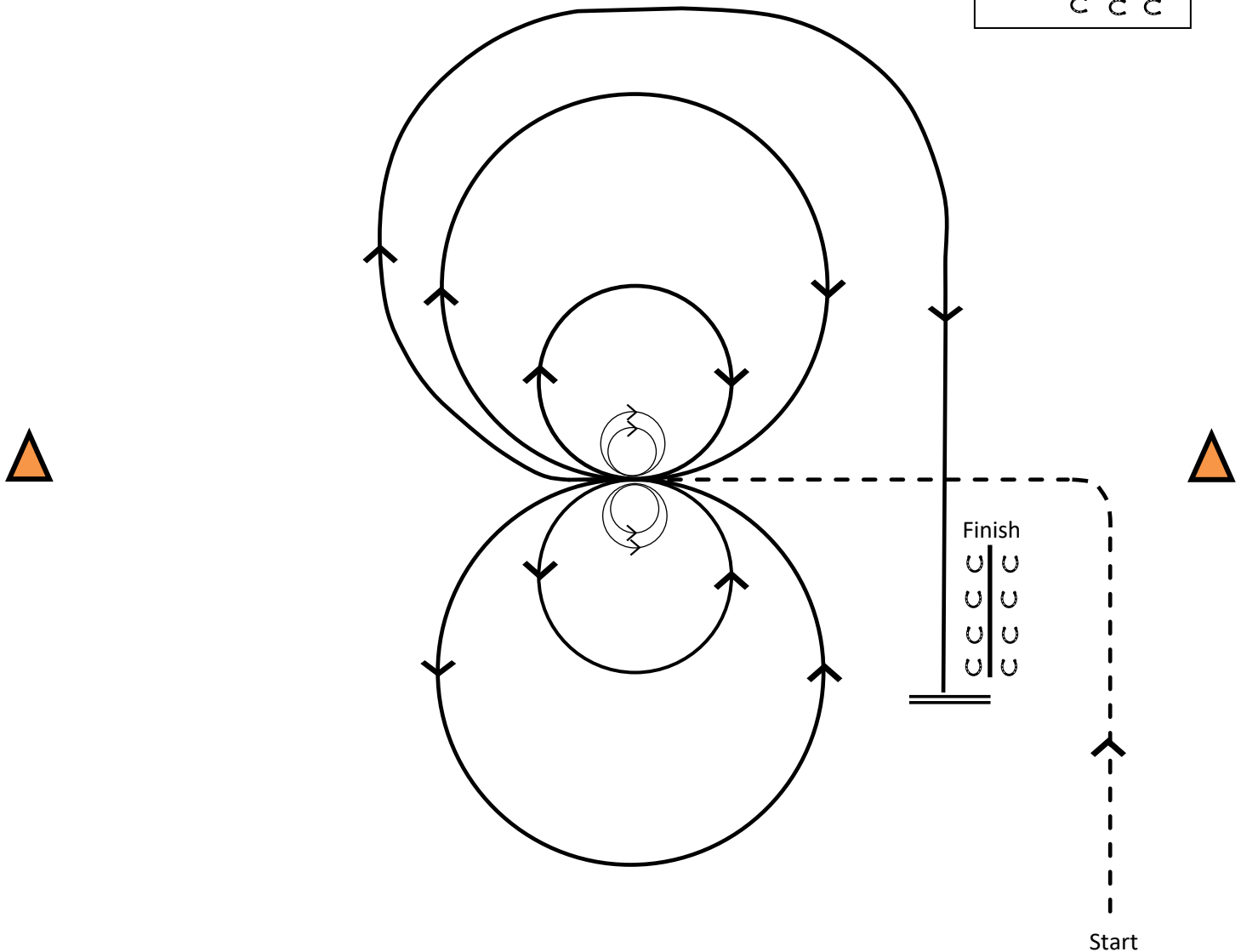
1. Trot to the centre of the arena. Stop.
2. Complete two spins to the right. Hesitate.
3. Complete two circles to the right at the lope – the first one small and slow; the second one large and fast.
4. Stop in the centre of the arena. Complete two spins to the left. Hesitate.
5. Complete two circles to the left at the lope – the first one small and slow; the second one large and fast.
6. At the centre of the arena, change leads (simple or flying).
7. Lope down the right side of the arena, past the centre marker, staying at least 20 feet from the wall or fence. Stop and do a left rollback, no hesitation.
8. Lope back around the previous circle, but do not close this circle.
9. Lope down the left side of the arena, past the centre marker, staying at least 20 feet from the wall or fence.
10. Stop and back at least 10 feet.
11. Hesitate to demonstrate completion of the pattern.

Pattern complete, exit at a trot

Ranch Reining

Green Non-Pro WTL & Green Open WTL

Trot:	- - - -
Lope:	— — — —
Stop:	=====
Back:	<u>C C C</u> <u>C C C</u>



Wait at the in-gate to start

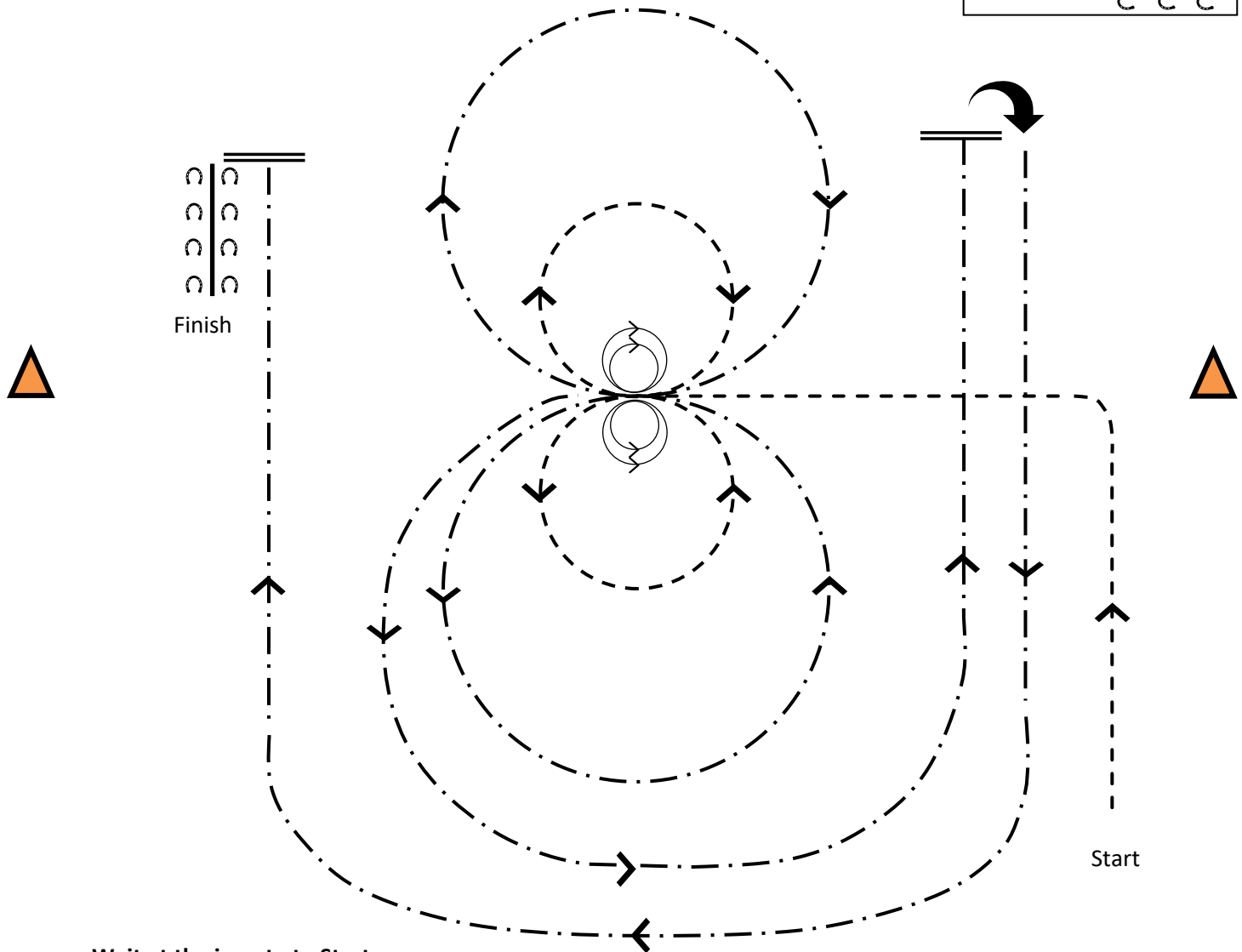
1. Trot to the centre of the arena. Stop.
2. Complete two circles to the right at the lope – the first one small and slow; the second one large and fast.
3. Stop at the centre of the arena. Complete two spins to the right. Hesitate.
4. Complete two circles to the left at the lope – the first one small and slow; the second one large and fast.
5. Stop at the centre of the arena. Complete two spins to the left. Hesitate.
6. Begin a large circle to the right at the lope, but do not complete this circle.
7. Right lead lope down the right side of the arena past the centre cone, staying at least twenty feet off the wall or fence.
8. Stop and back up at least 10 feet.
9. Hesitate to demonstrate completion of the pattern.

Pattern complete, exit at a trot

Ranch Reining

Senior Non-Pro Walk Trot

Trot:	---
Extended Trot:	---
Stop:	==
Back:	C C C
	C C C



Wait at the in-gate to Start

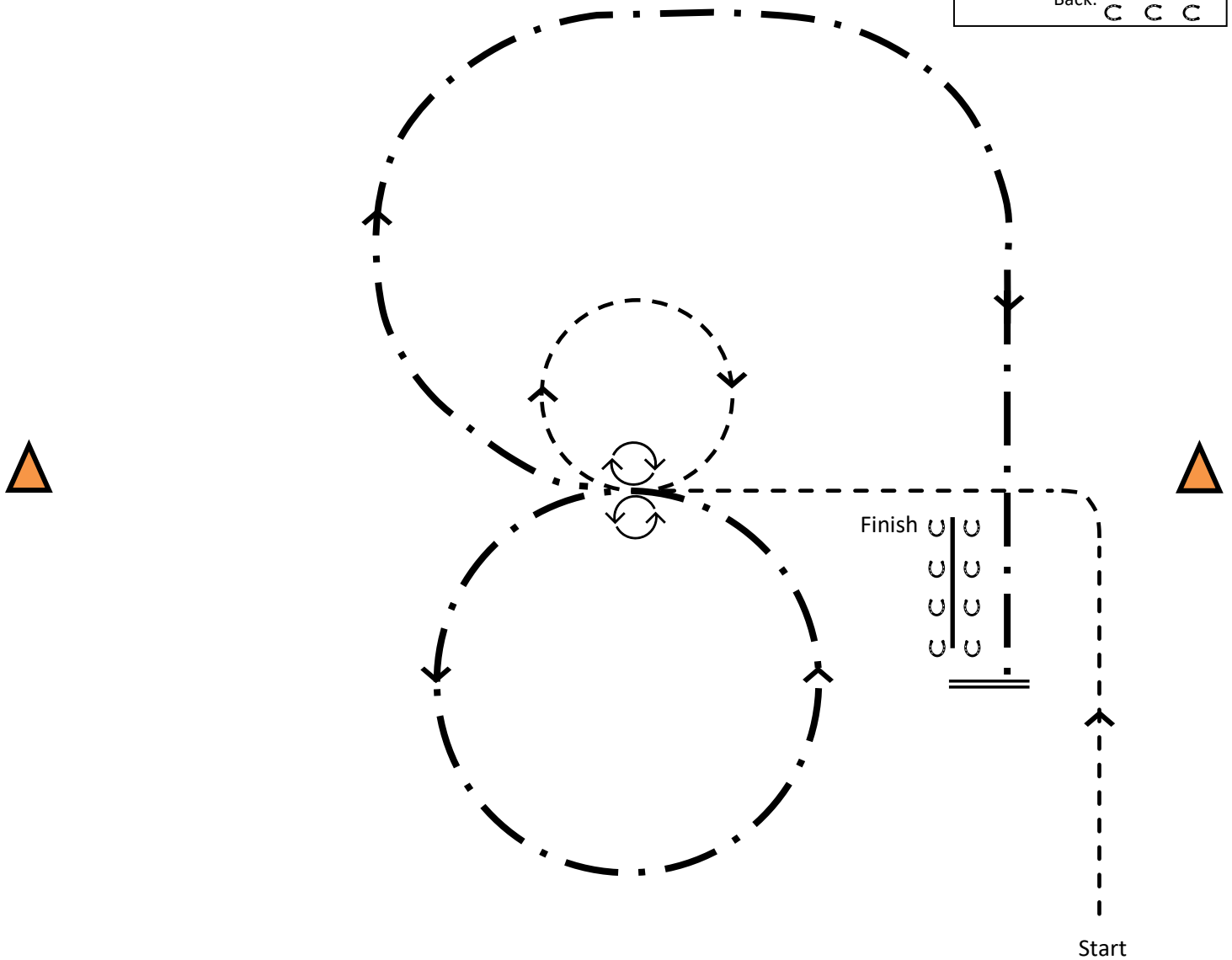
1. Trot to the centre of the arena. Stop.
2. Complete two circles to the left – the first one small at the trot; the second one large at the extended trot.
3. Stop at the centre of the arena. Complete two spins to the left. Hesitate
4. Complete two circles to the right – the first one small at the trot; the second one large at the extended trot
5. Stop at the centre of the arena. Complete two spins to the right. Hesitate.
6. Begin a large circle to the left at the extended trot, but do not complete this circle.
7. Extend trot up the right side of the arena past the centre cone at least 20 feet from the wall or fence. Stop and do a right rollback, no hesitation.
8. Extended trot back around the previous circle, but do not close this circle.
9. Extended trot up the left side of the arena past the centre cone at least 20 feet from the wall or fence.
10. Stop and back up at least 10 feet.
11. Hesitate to demonstrate completion of the pattern.

Pattern complete, exit at a trot

Ranch Reining

DWD Walk Trot All Ages & Youth Walk Trot

Trot:	- - - -						
Extended Trot:	- . - . - .						
Stop:	=====						
Back:	<table><tr><td>C</td><td>C</td><td>C</td></tr><tr><td>C</td><td>C</td><td>C</td></tr></table>	C	C	C	C	C	C
C	C	C					
C	C	C					



Wait at the in-gate to start

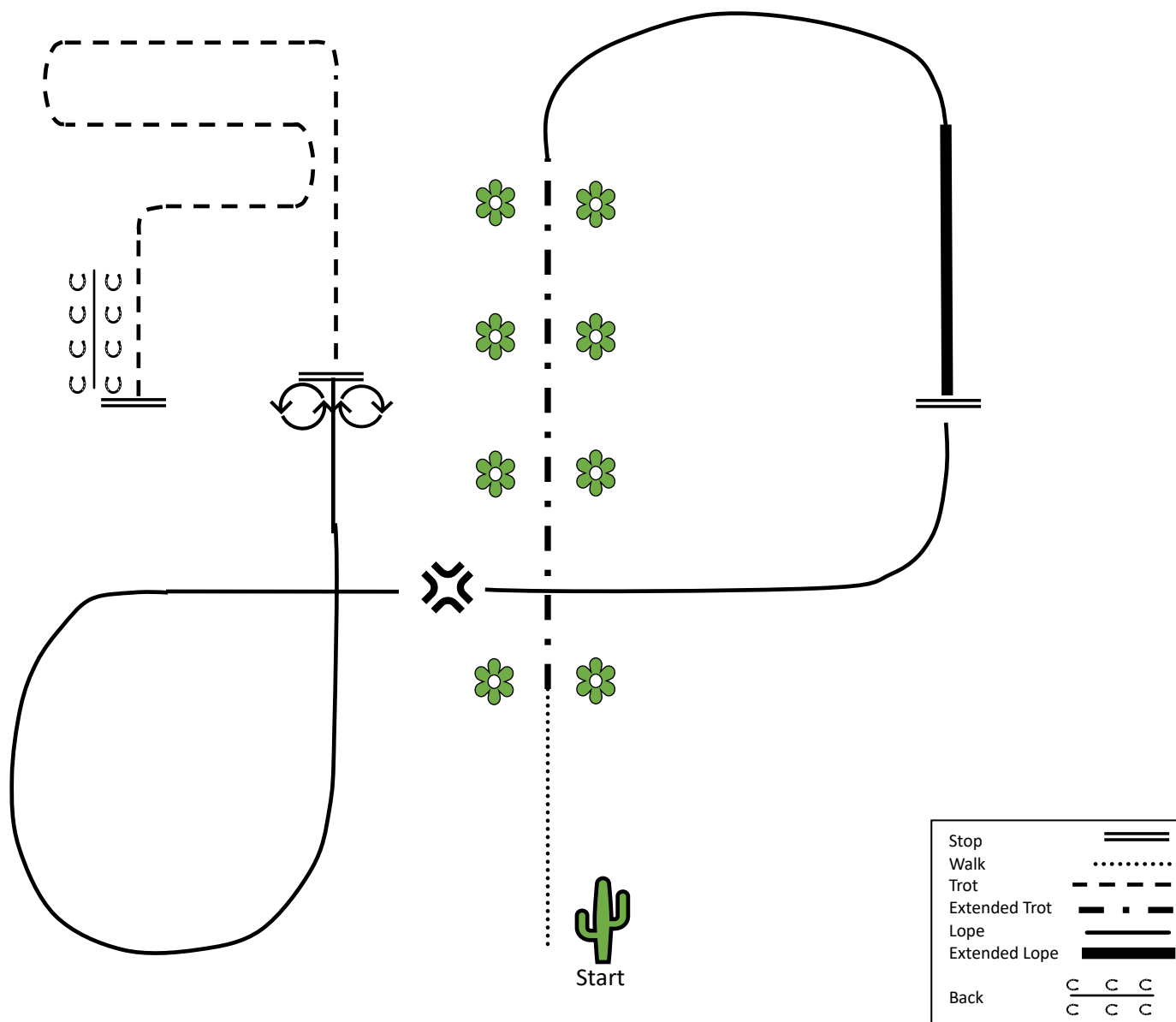
1. Trot to the centre of the arena and stop
2. Complete one small circle to the right at the trot
3. Stop at the centre of the arena. Complete one spin to the right. Hesitate
4. Complete one large circle to the left at the extended trot
5. Stop at the centre of the arena. Complete one spin to the left. Hesitate
6. Begin a large circle to the right at the extended trot, but do not complete this circle
7. Extended trot down the right side of the arena past the centre cone at least 20 feet from the wall/fence
8. Stop and back at least 10 feet.
9. Hesitate to demonstrate completion of the pattern.

Pattern complete, exit at a trot

RANCH HORSE REVOLUTION CLUB | 2025

Ranch Riding

Open



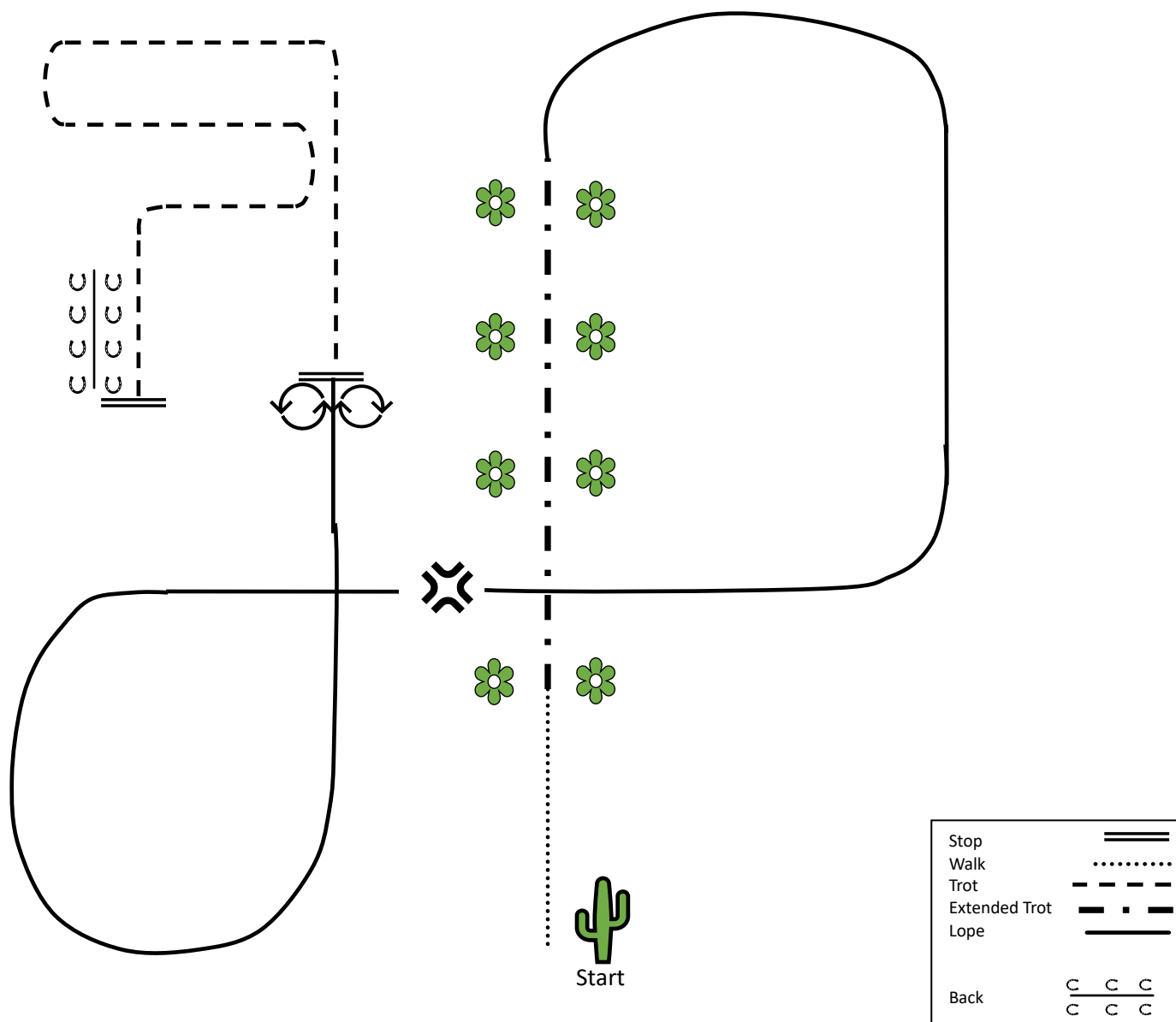
Wait to start at Cactus

1. Walk
2. Extended trot
3. Lope right lead
4. Extended lope right lead
5. Stop. Hesitate 5 seconds
6. Lope right lead
7. Perform lead change to left lead lope
8. Stop. Perform a 180° turn to the right on the forehand, followed by a 180° turn to the left on the haunches
9. Trot
10. Stop and back 10 feet

Pattern Complete

RANCH HORSE REVOLUTION CLUB | 2025

Ranch Riding Youth WTL & Senior Non-Pro WTL



Wait to start at Cactus

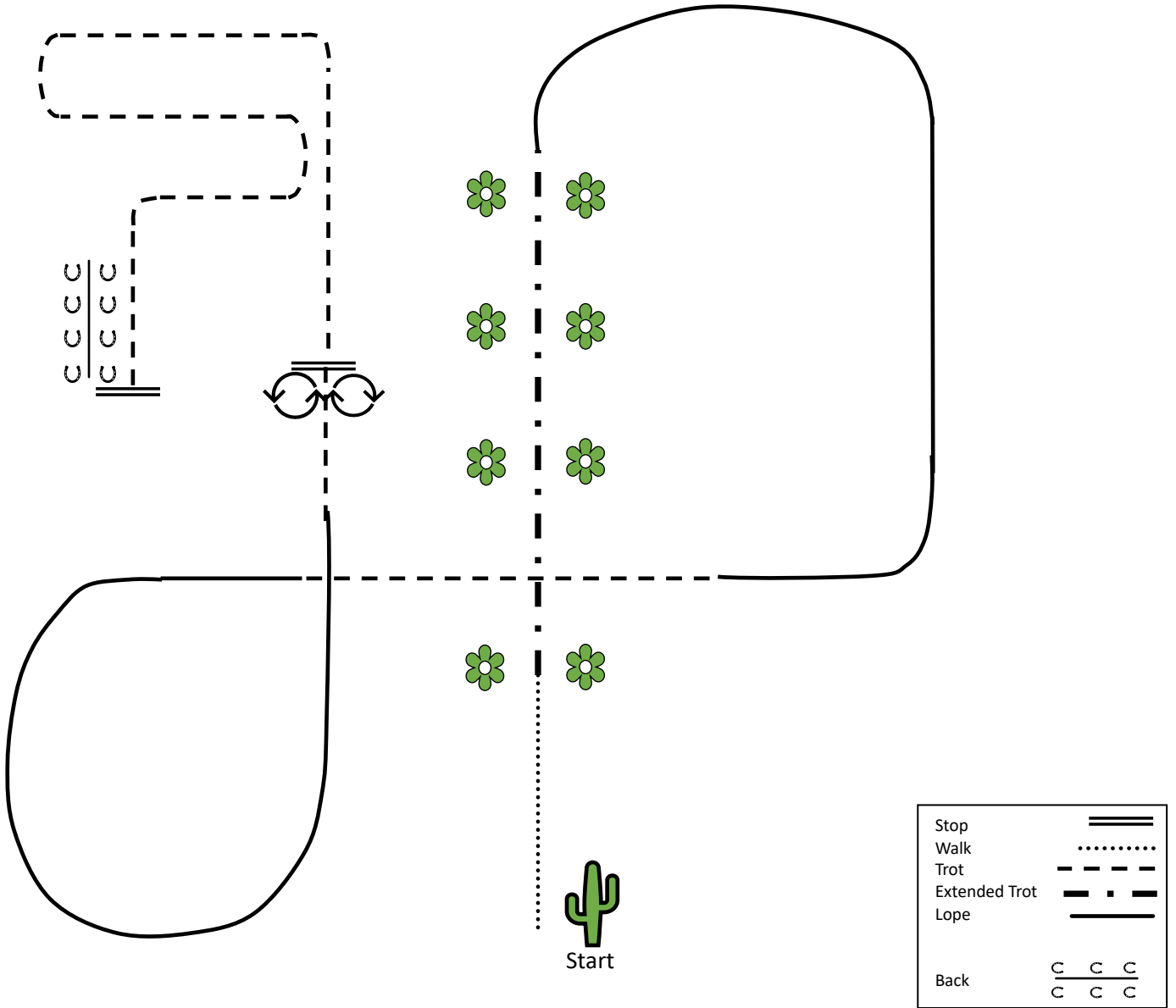
1. Walk
2. Extended trot
3. Lope right lead
4. Perform lead change to left lead lope (simple or flying)
5. Stop. Perform a 180° turn to the right on the forehand, followed by a 180° turn to the left on the haunches
6. Trot
7. Stop and back 10 feet.

Pattern Complete

RANCH HORSE REVOLUTION CLUB | 2025

Ranch Riding

Green Non-Pro WTL & Green Open



Wait to start at Cactus

1. Walk
2. Extended trot
3. Lope right lead
4. Trot
5. Lope left lead
6. Trot

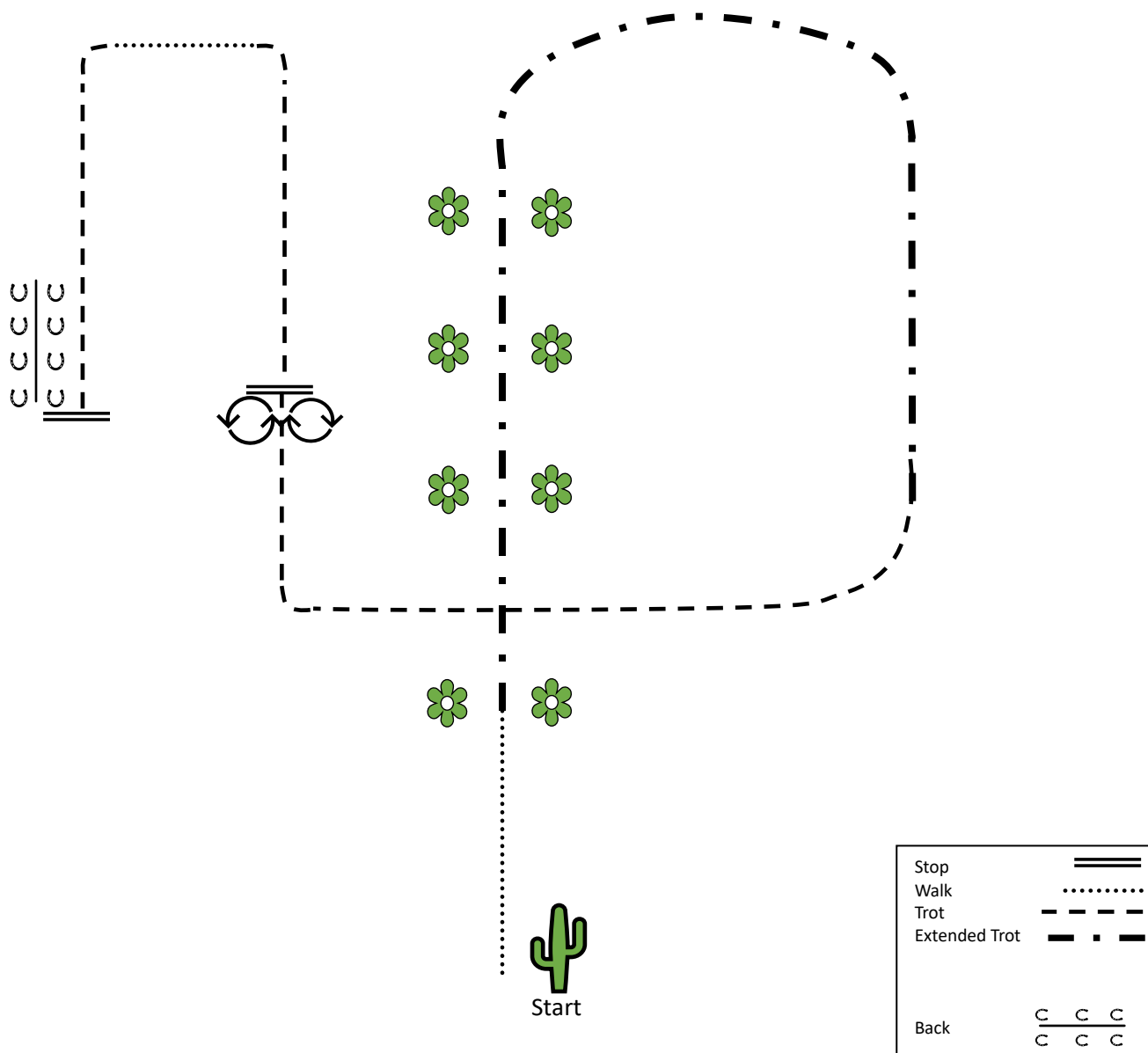
7. Stop. Perform a 180° turn to the right on the forehand, followed by a 180° turn to the left on the haunches
8. Trot
9. Stop and back 10 feet.

Pattern Complete

RANCH HORSE REVOLUTION CLUB | 2025

Ranch Riding

Senior Non-Pro Walk Trot & Youth Walk Trot



Wait to start at Cactus

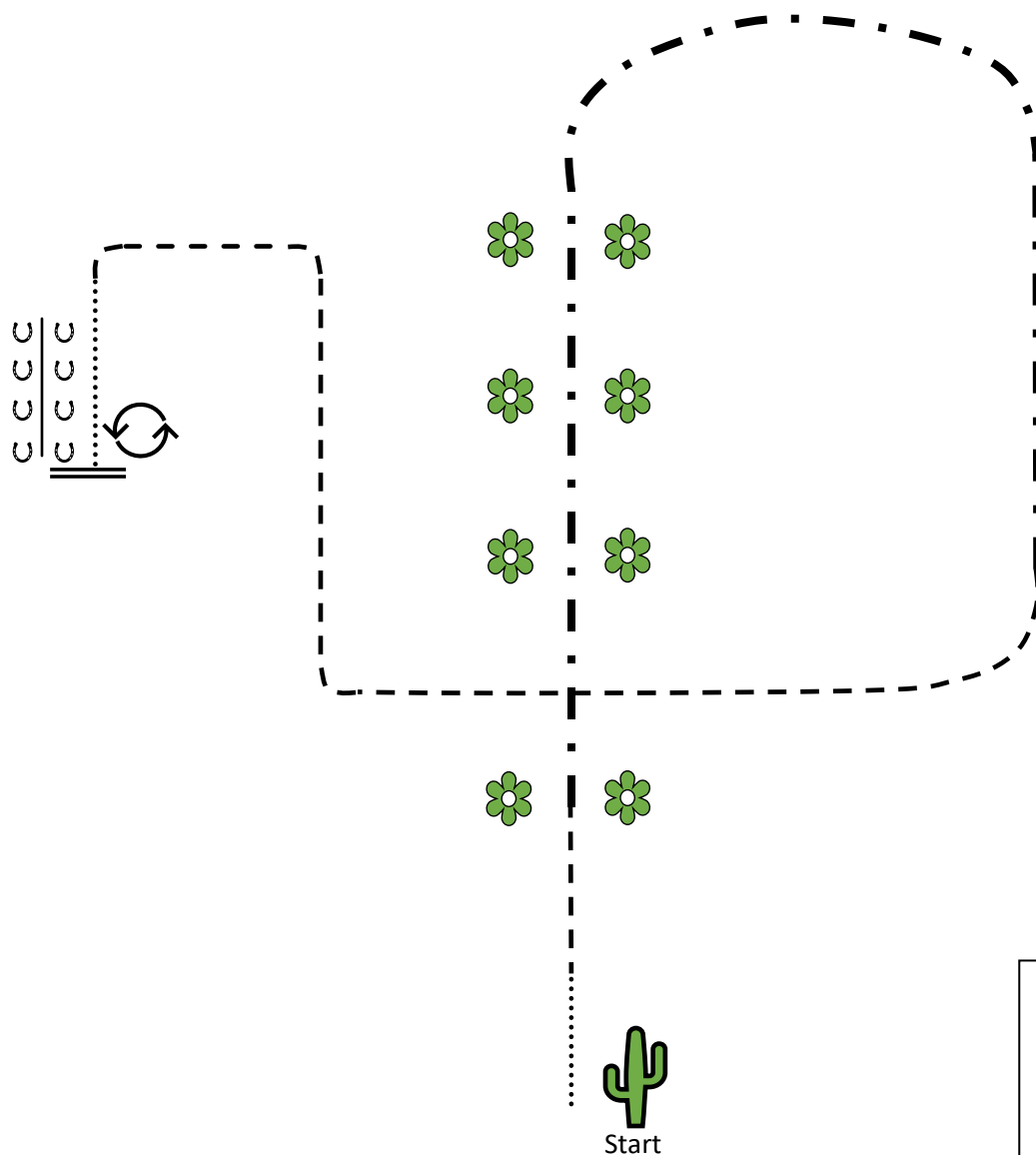
1. Walk
2. Extended trot
3. Trot
4. Stop. Perform a 180° turn to the right on the haunches, followed by a 180° turn to the left on the haunches
5. Working trot
6. Walk
7. Trot
8. Stop and back 10 feet.

Pattern Complete

RANCH HORSE REVOLUTION CLUB | 2025

Ranch Riding

DWD Walk Trot



Stop	=====
Walk
Trot	- - - - -
Extended Trot	- . - . -
Back	<div> <div>C</div> <div>C</div> <div>C</div> </div> <div> <div>C</div> <div>C</div> <div>C</div> </div>

Wait to start at Cactus

1. Walk
2. Trot
3. Extended trot
4. Trot
5. Walk
6. Stop. Perform a 360° turn to either direction on the haunches
7. Back 10 feet.

Pattern Complete