



Ranch Horse Revolution Club

COMMUNITY OVER COMPETITION

PATTERN BOOK

2026 RANCH HORSE REVOLUTION SUMMER SHOW

HOSTED BY: RANCH HORSE REVOLUTION CLUB

JUNE 19-21, 2026

ARMSTRONG, BC

JUDGE: DOUG MILEHAM

CLASS LIST – June 19 – 21, 2026

Friday, June 19, 2026

Arena: Ring 2 (outdoor): Start: TBA

1. Ranch Conformation – Stallions/ Geldings 5 & Under
2. Ranch Conformation – Stallions/ Geldings 6-15 years
3. Ranch Conformation – Regal Stallions/ Geldings 16 years & over
4. Ranch Conformation – Mares 5 & under
5. Ranch Conformation – Mares 6 – 15 years
6. Ranch Conformation – Regal Mares 16 years & over

7. *Ranch Reining – Open WTL
8. *Ranch Reining – Senior/Amateur Non-Pro WTL
9. *Ranch Reining – Green Horse Open WTL
10. *Ranch Reining – Green Horse Non-Pro WTL
11. *Ranch Reining – Senior/Amateur Non-Pro WT
12. *Ranch Reining – Youth WTL
13. *Ranch Reining – Youth WT
14. *Ranch Reining – Junior Youth 13 & Under WT
15. *Ranch Reining – DWD All Ages WT

16. Ranch on the Rail – Open WTL
17. Ranch on the Rail – Senior/Amateur Non-Pro WTL
18. Ranch on the Rail – Green Horse Open WTL
19. Ranch on the Rail – Green Horse Non-Pro WTL
20. Ranch on the Rail – Senior/Amateur Non-Pro WT
21. Ranch on the Rail – Youth WTL
22. Ranch on the Rail – Youth WT
23. Ranch on the Rail – Junior Youth 13 & under WT
24. Ranch on the Rail – DWD All Ages WT

Saturday, June 20, 2026

Arena: Ring 2 (outdoor) Start: TBA

25. *Ranch Trail – In-hand 5 & Under
26. *Ranch Trail – Open WTL
27. *Ranch Trail – Senior/Amateur Non-Pro WTL
28. *Ranch Trail – Green Horse Open WTL
29. *Ranch Trail – Green Horse Non-Pro WTL
30. *Ranch Trail – Senior/Amateur Non-Pro WT
31. *Ranch Trail – Youth WTL
32. *Ranch Trail – Youth WT

* Pattern Classes

** Exhibitors may **NOT** use Rodeo Arena at any time.

Indoor Arena available for warm-up.

33. *Ranch Trail – Junior Youth 13 & Under WT
34. *Ranch Trail – DWD All Ages WT

35. ***TOP HAND RANCH STAKES Class Open WT**
36. ***TOP HAND RANCH STAKES Class Open WTL**

Sunday, June 21, 2026

Arena: Ring 2 (outdoor): Start: TBA

37. *Ranch Riding – Open WTL
38. *Ranch Riding – Senior/Amateur Non-Pro WTL
39. *Ranch Riding – Green Horse Open WTL
40. *Ranch Riding – Green Horse Non-Pro WTL
41. *Ranch Riding – Senior/Amateur Non-Pro WT
42. *Ranch Riding – Youth WTL
43. *Ranch Riding – Youth WT
44. *Ranch Riding – Junior Youth 13 & Under WT
45. *Ranch Riding – DWD All Ages WT

46. Ranch Lead Line – all ages

47. Ideal Ranch Horse – Open WTL
48. Ideal Ranch Horse – Senior/Amateur Non-Pro WTL
49. Ideal Ranch Horse – Green Horse Open WTL
50. Ideal Ranch Horse – Green Horse Non-Pro WTL
51. Ideal Ranch Horse – Senior/Amateur Non-Pro WT
52. Ideal Ranch Horse – Youth WTL
53. Ideal Ranch Horse – Youth WT
54. Ideal Ranch Horse - Junior Youth 13 & Under WT
55. Ideal Ranch Horse – DWD All Ages WT

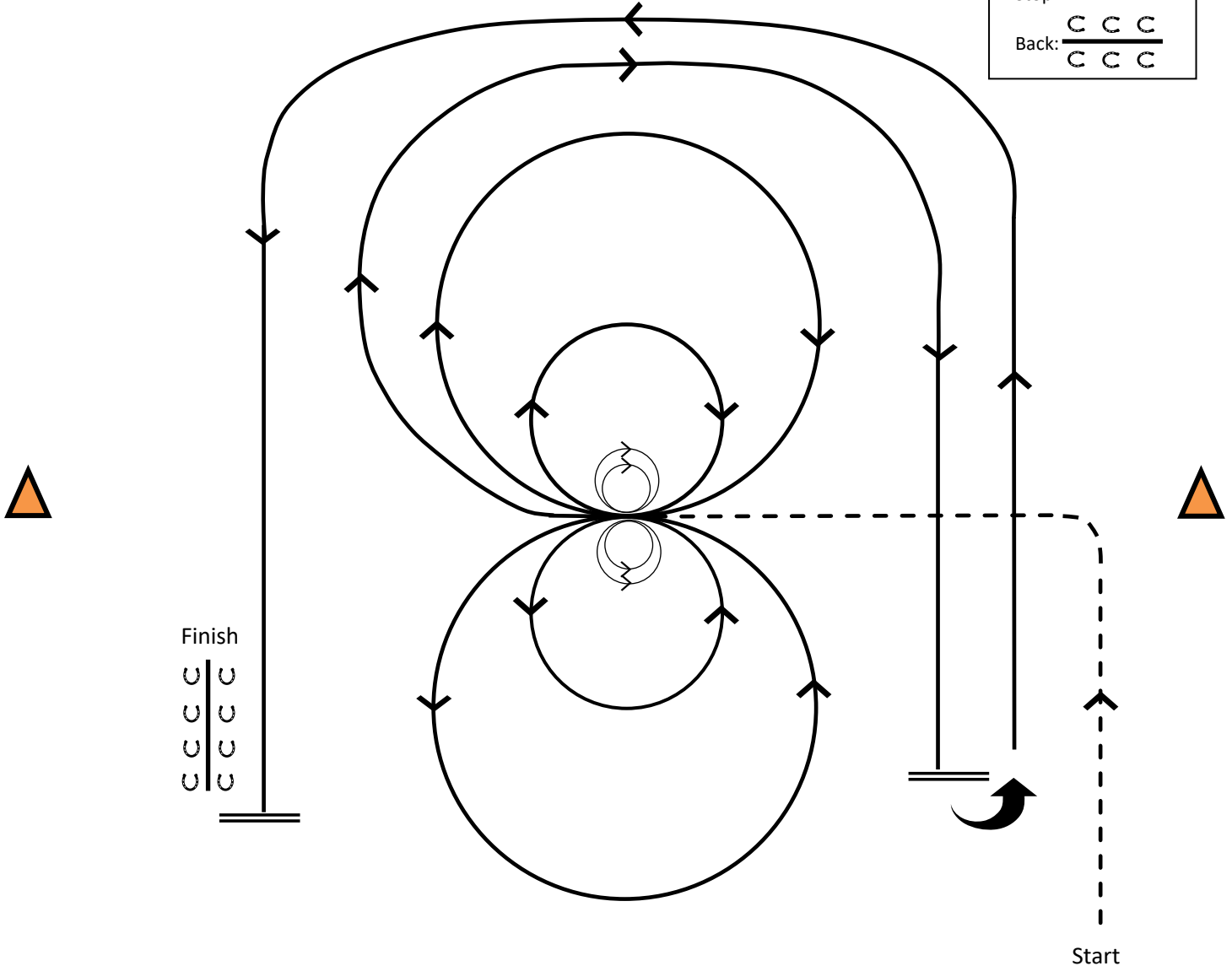
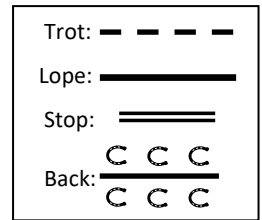


RHRC is an official Charter Club of the World Ranch Horse Association!

Learn more at www.worldranchhorse.com

Ranch Reining

Open WTL



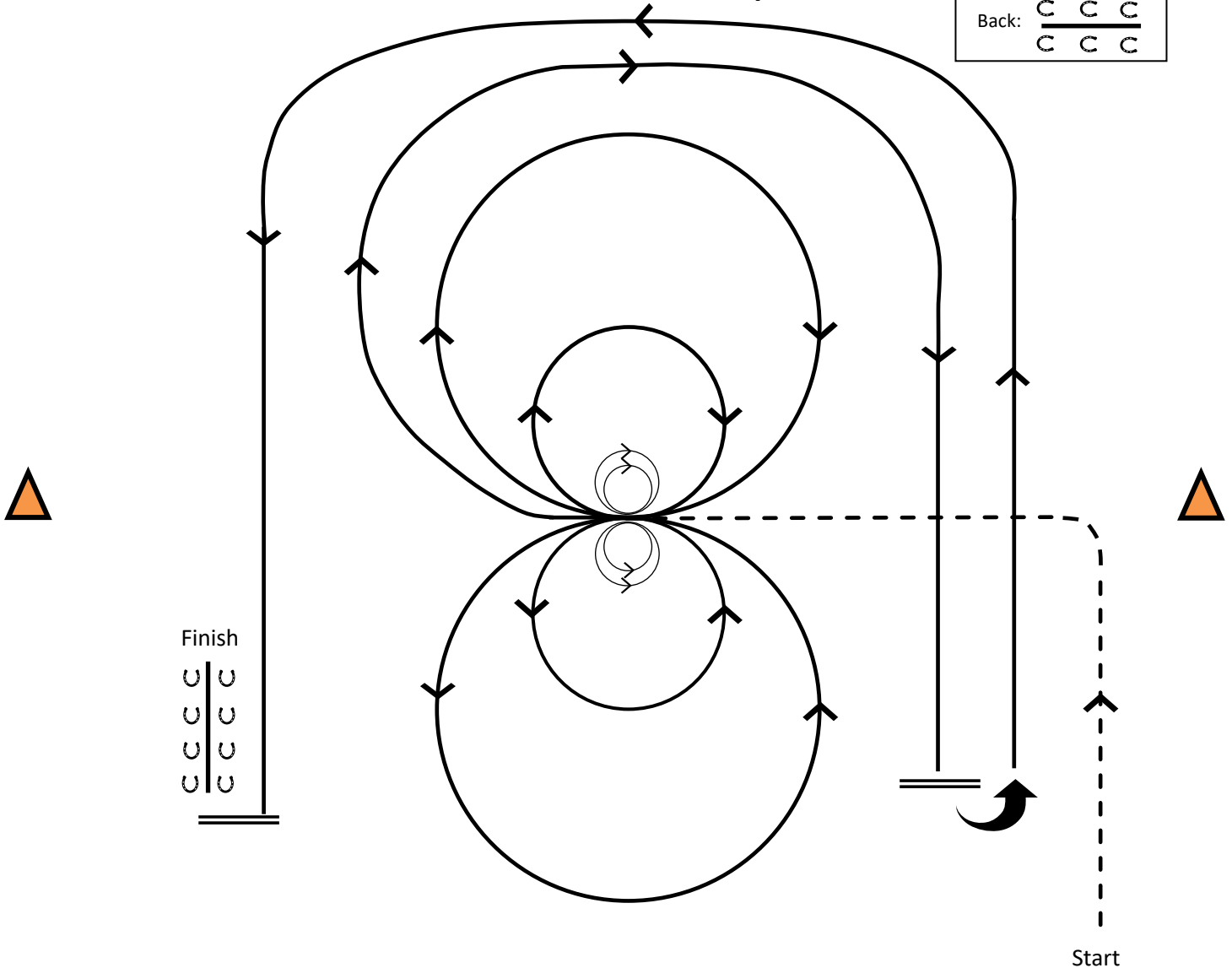
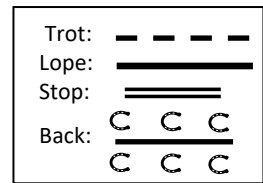
Wait at the in-gate to start

1. Trot to the centre of the arena. Stop.
2. Complete two spins to the right. Hesitate.
3. Complete two spins to the left. Hesitate.
4. Complete two circles to the right at the lope – the first one small and slow; the second one large and fast.
5. At the centre of the arena, change leads (simple or flying).
6. Complete two circles to the left at the lope – the first one small and slow; the second one large and fast.
7. At the centre of the arena, change leads to the right lead lope
8. Lope down the right side of the arena, past the centre marker, staying at least 20 feet from the wall or fence. Stop and do a left rollback, no hesitation.
9. Lope back around the previous circle, but do not close this circle.
10. Lope down the left side of the arena, past the centre marker, staying at least 20 feet from the wall or fence.
11. Stop and back at least 10 feet.
12. Hesitate to demonstrate completion of the pattern.

Pattern complete, exit at a trot

Ranch Reining

Senior/Amateur Non-Pro WTL | Youth WTL



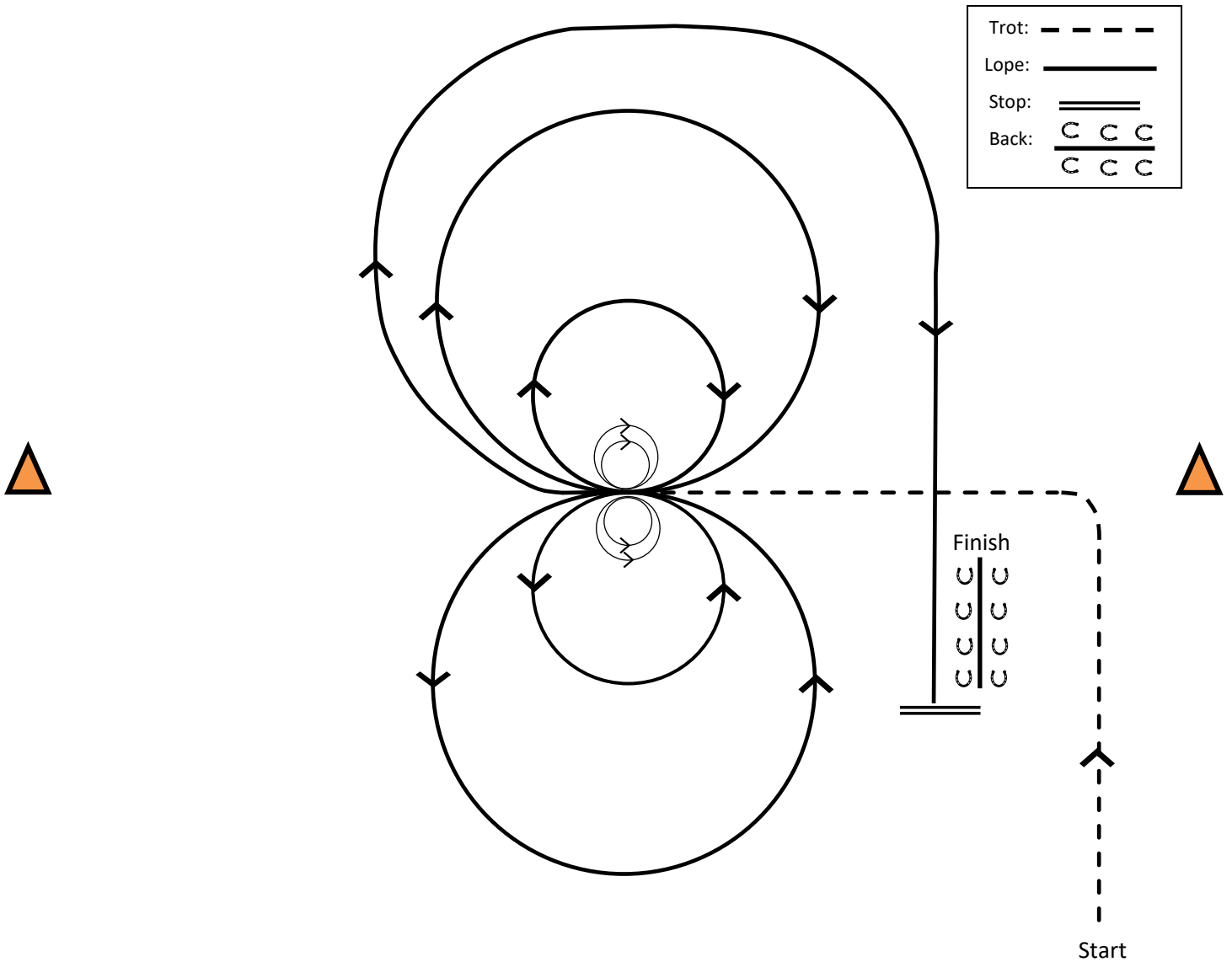
Wait at the in-gate to Start

1. Trot to the centre of the arena. Stop.
2. Complete two spins to the right. Hesitate.
3. Complete two circles to the right at the lope – the first one small and slow; the second one large and fast.
4. Stop in the centre of the arena. Complete two spins to the left. Hesitate.
5. Complete two circles to the left at the lope – the first one small and slow; the second one large and fast.
6. At the centre of the arena, change leads (simple or flying).
7. Lope down the right side of the arena, past the centre marker, staying at least 20 feet from the wall or fence. Stop and do a left rollback, no hesitation.
8. Lope back around the previous circle, but do not close this circle.
9. Lope down the left side of the arena, past the centre marker, staying at least 20 feet from the wall or fence.
10. Stop and back at least 10 feet.
11. Hesitate to demonstrate completion of the pattern.

Pattern complete, exit at a trot

Ranch Reining

Green Horse Non-Pro WTL & Green Horse Open WTL



Wait at the in-gate to start

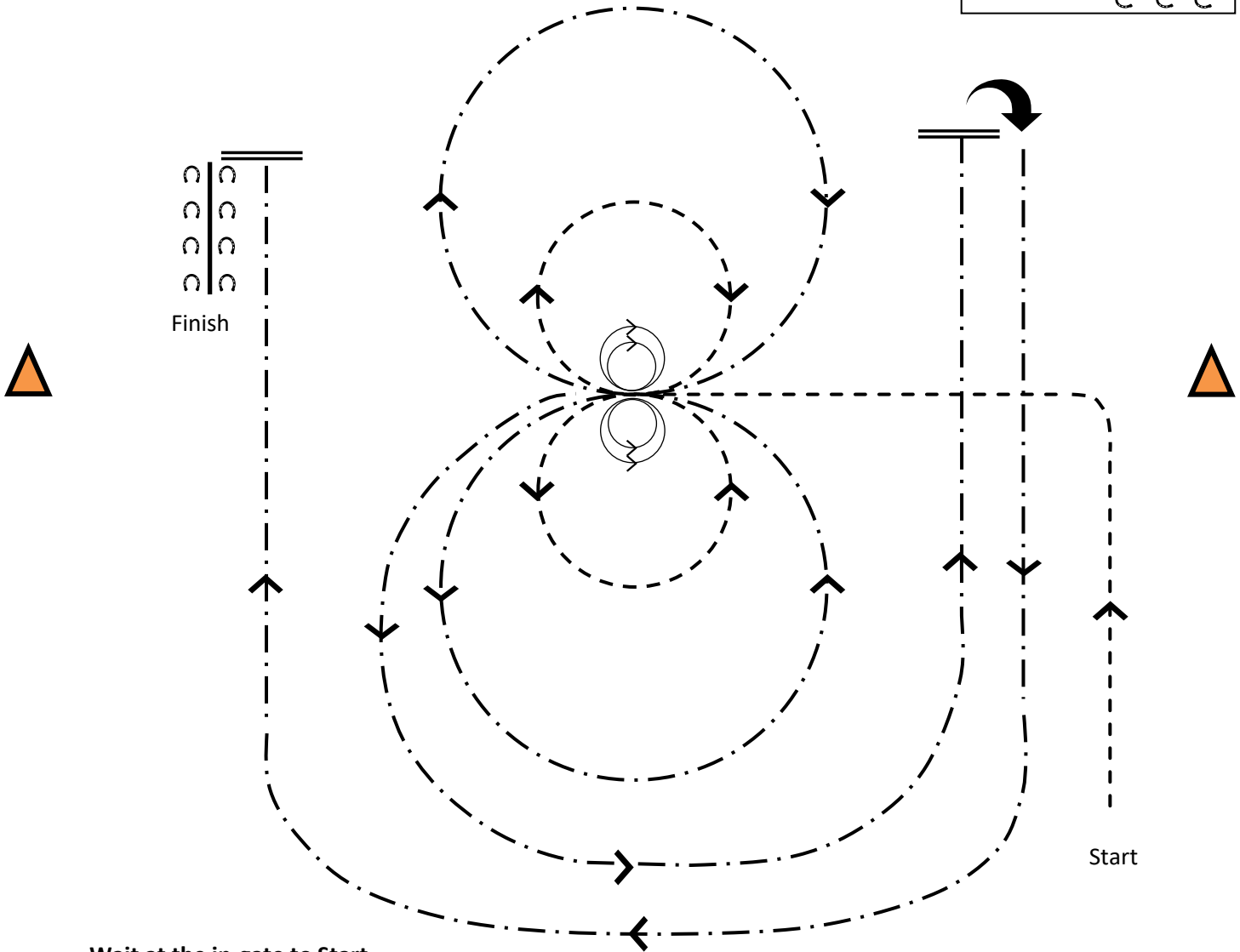
1. Trot to the centre of the arena. Stop.
2. Complete two circles to the right at the lope – the first one small and slow; the second one large and fast.
3. Stop at the centre of the arena. Complete two spins to the right. Hesitate.
4. Complete two circles to the left at the lope – the first one small and slow; the second one large and fast.
5. Stop at the centre of the arena. Complete two spins to the left. Hesitate.
6. Begin a large circle to the right at the lope, but do not complete this circle.
7. Right lead lope down the right side of the arena past the centre cone, staying at least twenty feet off the wall or fence.
8. Stop and back up at least 10 feet.
9. Hesitate to demonstrate completion of the pattern.

Pattern complete, exit at a trot

Ranch Reining

Senior/Amateur Non-Pro WT | Youth WT

Trot:	---
Extended Trot:	- . - . - . - .
Stop:	====
Back:	C C C C C C



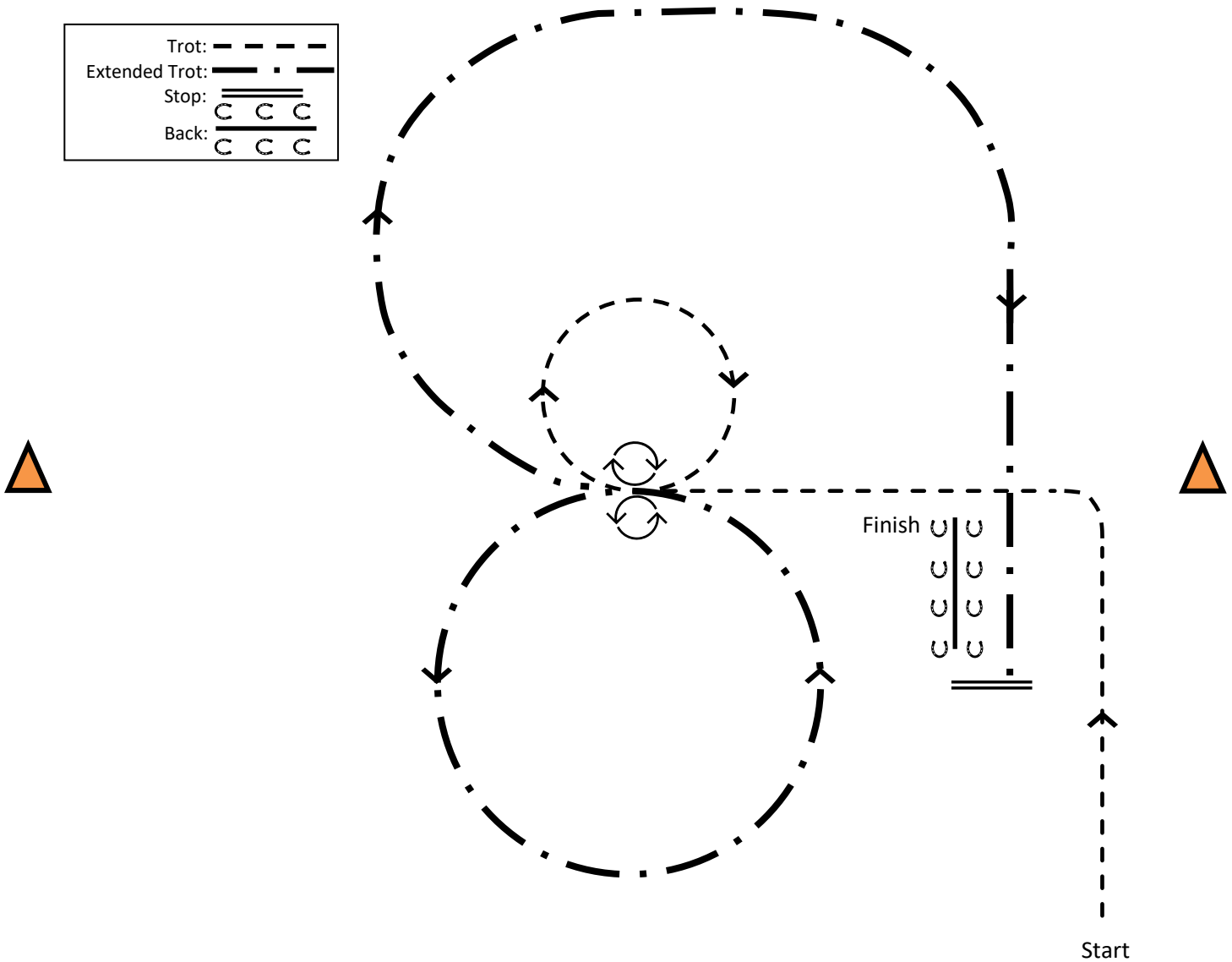
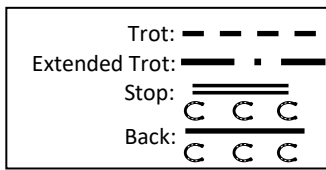
Wait at the in-gate to Start

1. Trot to the centre of the arena. Stop.
2. Complete two circles to the left – the first one small at the trot; the second one large at the extended trot.
3. Stop at the centre of the arena. Complete two spins to the left. Hesitate
4. Complete two circles to the right – the first one small at the trot; the second one large at the extended trot
5. Stop at the centre of the arena. Complete two spins to the right. Hesitate.
6. Begin a large circle to the left at the extended trot, but do not complete this circle.
7. Extend trot up the right side of the arena past the centre cone at least 20 feet from the wall or fence. Stop and do a right rollback, no hesitation.
8. Extended trot back around the previous circle, but do not close this circle.
9. Extended trot up the left side of the arena past the centre cone at least 20 feet from the wall or fence.
10. Stop and back up at least 10 feet.
11. Hesitate to demonstrate completion of the pattern.

Pattern complete, exit at a trot

Ranch Reining

DWD All Ages WT | Junior Youth 13& Under



Wait at the in-gate to start

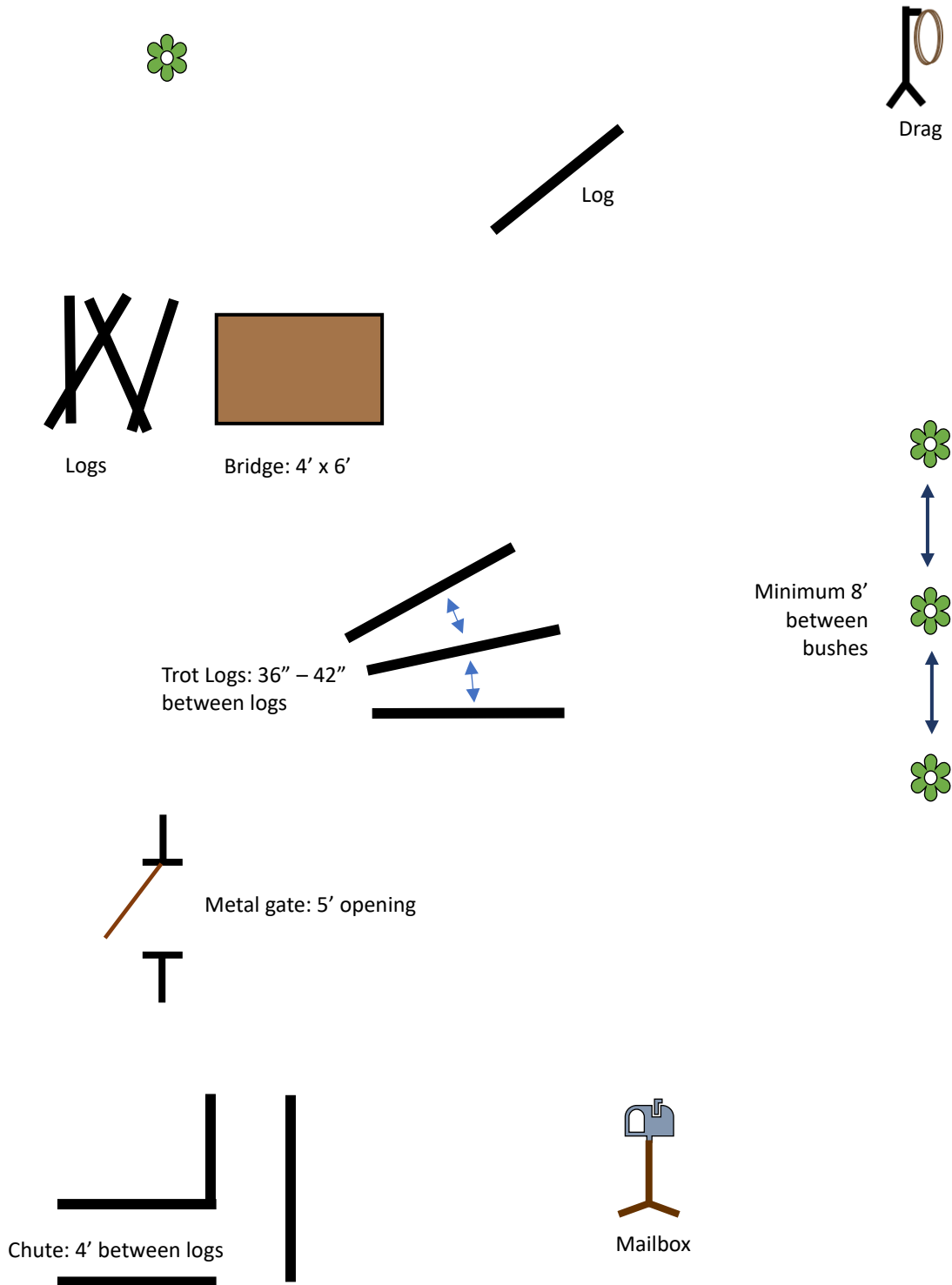
1. Trot to the centre of the arena and stop
2. Complete one small circle to the right at the trot
3. Stop at the centre of the arena. Complete one spin to the right. Hesitate
4. Complete one large circle to the left at the extended trot
5. Stop at the centre of the arena. Complete one spin to the left. Hesitate
6. Begin a large circle to the right at the extended trot, but do not complete this circle
7. Extended trot down the right side of the arena past the centre cone at least 20 feet from the wall/fence
8. Stop and back at least 10 feet.
9. Hesitate to demonstrate completion of the pattern.

Pattern complete, exit at a trot

RANCH HORSE REVOLUTION CLUB | 2026

TRAIL

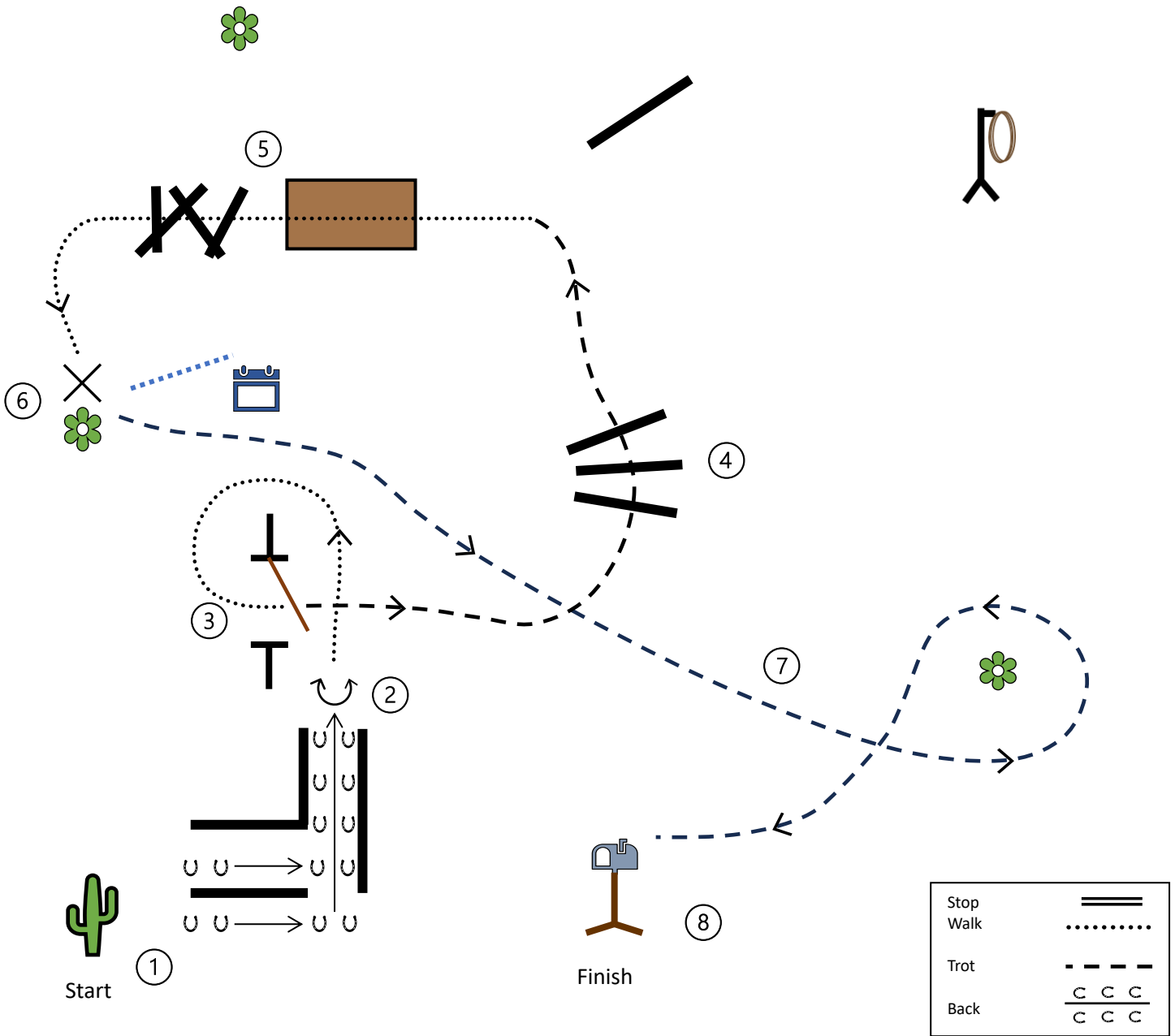
MEASUREMENTS



RANCH HORSE REVOLUTION CLUB | 2026

TRAIL

In-Hand Trail 5 & Under



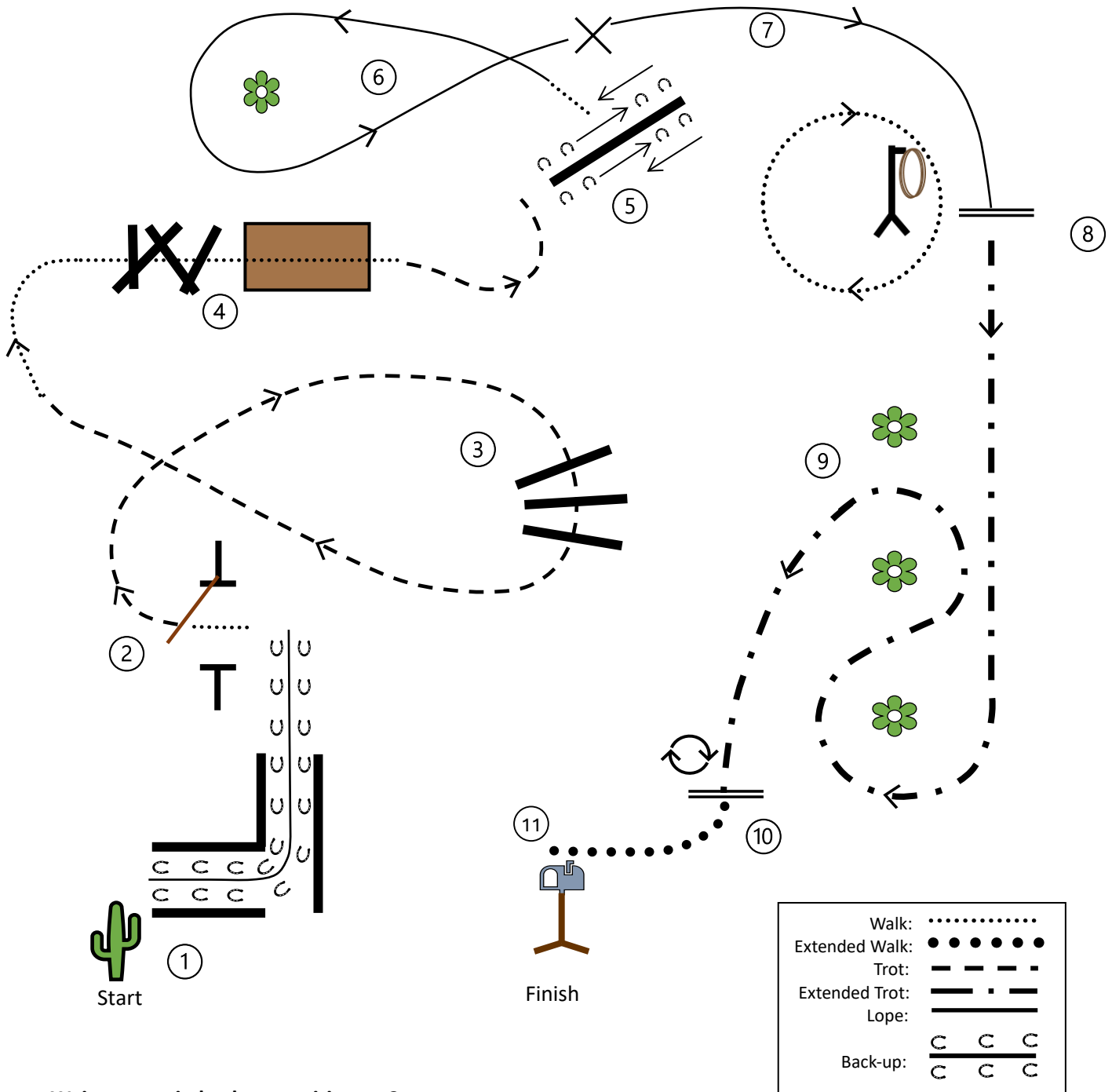
Wait to start at Cactus

1. Side pass left over rail, then back out of chute
2. Stop, turn 180° either direction and walk around gate
3. Work gate with a left-hand push
4. Trot, trot over poles
5. Walk over bridge and logs, walk to bush
6. Ground tie horse, walk to cooler and show judge item from cooler, return to horse
7. Trot, trot around bush as drawn and continue to mailbox
8. Stop at mailbox, show judge mail.

Pattern complete

RANCH HORSE REVOLUTION CLUB | 2026

TRAIL Open WTL



Wait to start in back-up position at Cactus

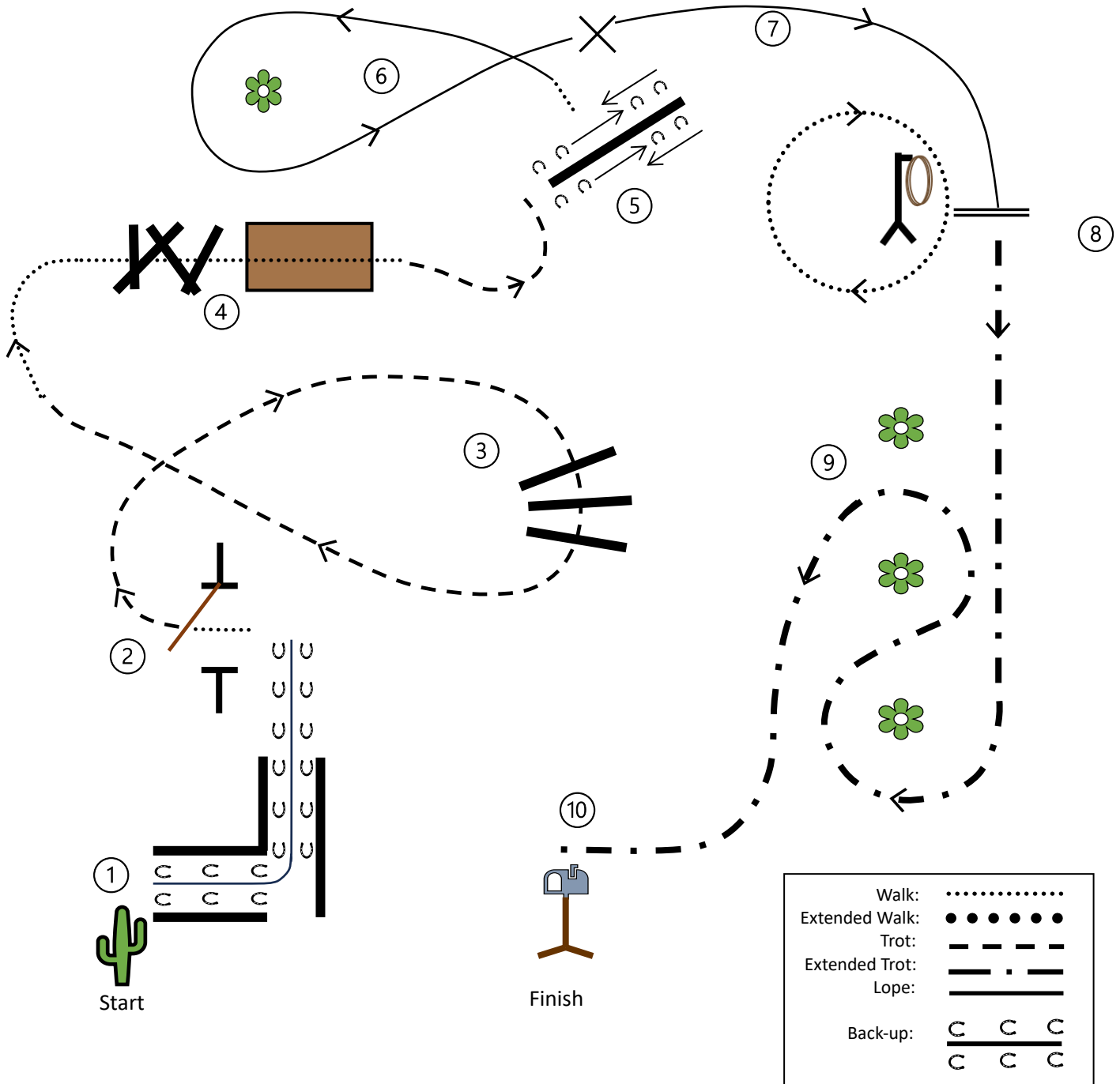
1. Back through chute as drawn
2. Work gate with right hand push
3. Trot, trot over logs
4. Walk, walk over logs and bridge
5. Trot to side pass. Side pass right to end of log, then side pass half-way back and walk over log
6. Lope left lead around bush
7. Lead change to right lead (simple or flying)
8. Stop at drag. Grab rope and drag tree in circle starting to the right (walk or trot), hang up rope
9. Extended trot around bushes as shown
10. Stop. Perform 360° turn to the right on the forehand
11. Extended walk to mailbox. Stop and show judge mail.

Pattern complete

RANCH HORSE REVOLUTION CLUB | 2026

TRAIL

Senior/Amateur Non-Pro WTL



Wait to start in back-up position at Cactus

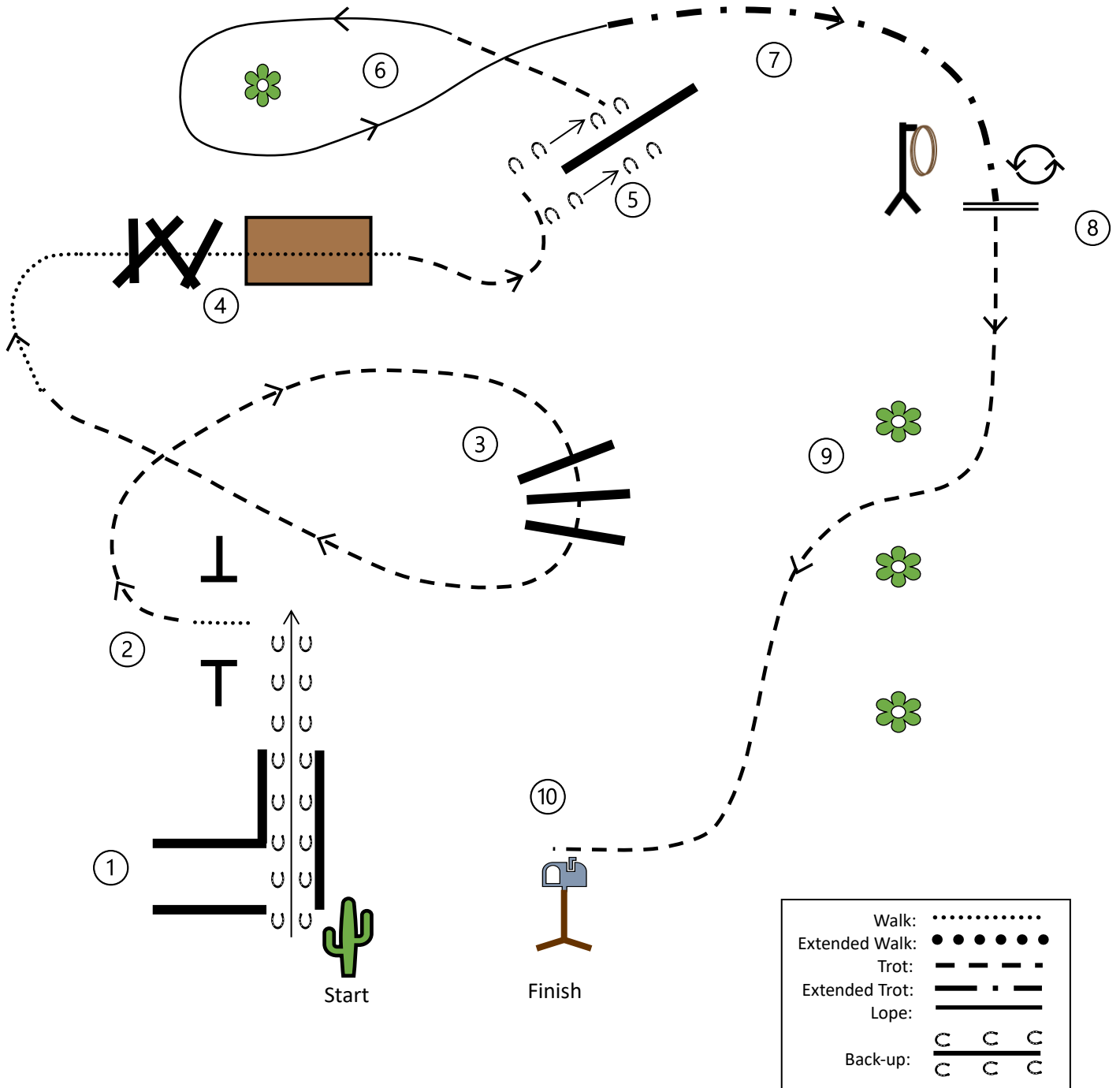
1. Back through chute as drawn
2. Work gate with right hand push
3. Trot, trot over logs
4. Walk, walk over logs and bridge
5. Trot to side pass. Side pass right to end of log, then side pass half-way back and walk over log
6. Lope left lead around bush
7. Lead change to right lead (simple or flying)
8. Stop at drag. Grab rope with right hand, drag tree in circle starting to the right (walk or trot), hang up rope
9. Extended trot around bushes as shown, trot to mailbox
10. Stop at mailbox, show judge mail.

Pattern complete

RANCH HORSE REVOLUTION CLUB | 2026

TRAIL

Green Horse Open WTL | Green Horse Non-Pro WTL | Youth WTL



Wait to start in back-up position at Cactus

1. Back through chute as drawn
2. Walk through open gate
3. Trot, trot over logs
4. Walk, walk over logs and bridge
5. Trot to side pass. Side pass right to the middle of the log and walk over log
6. Trot 1-2 horse lengths, then lope left lead

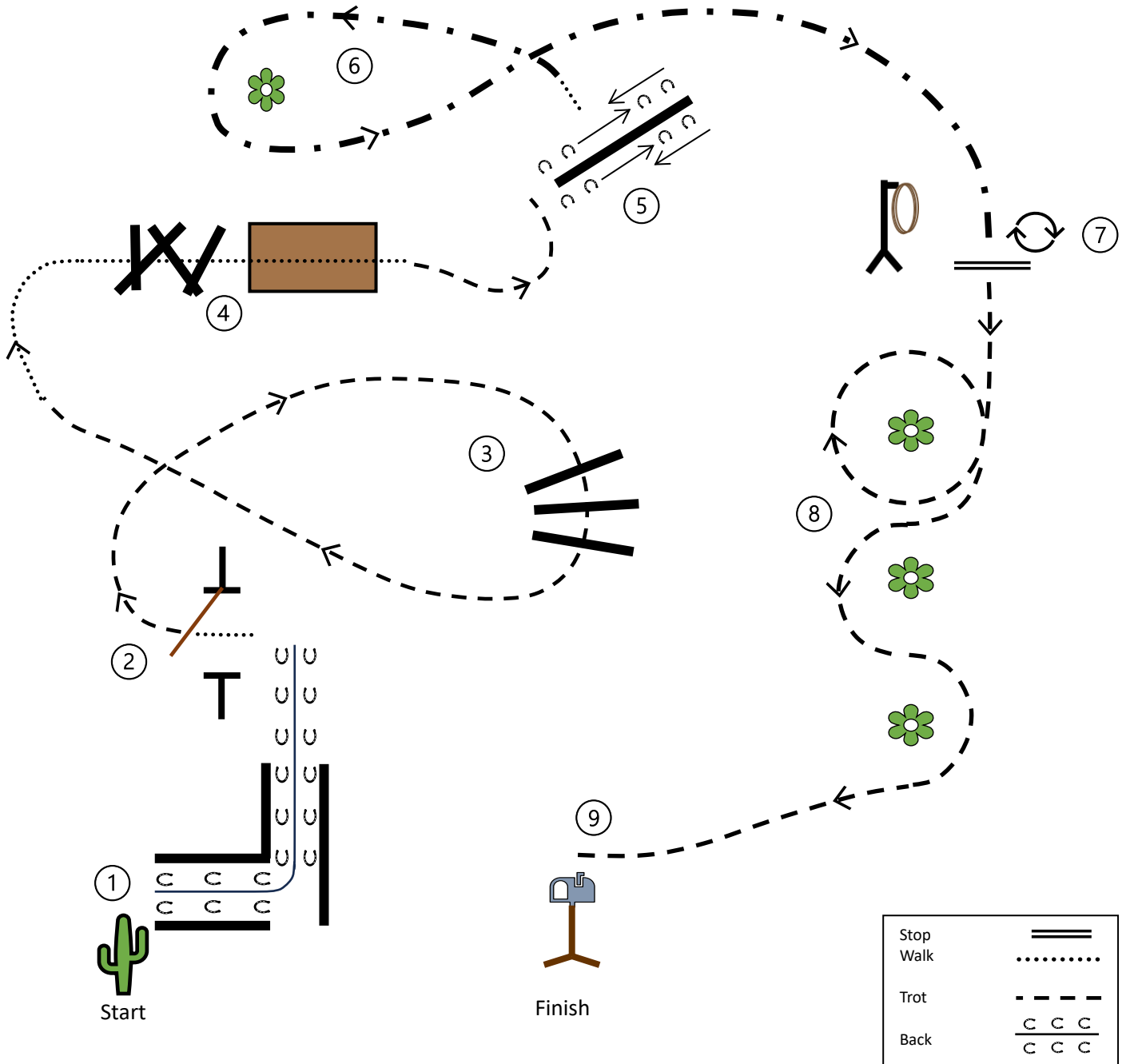
7. Extended trot
8. Stop at drag. Perform 360° turn on the haunches to the left
9. Trot through bushes as drawn to mailbox.
10. Stop at mailbox and show judge mail.

Pattern complete

RANCH HORSE REVOLUTION CLUB | 2026

TRAIL

Senior/Amateur Non-Pro WT



Wait to start in back-up position at Cactus

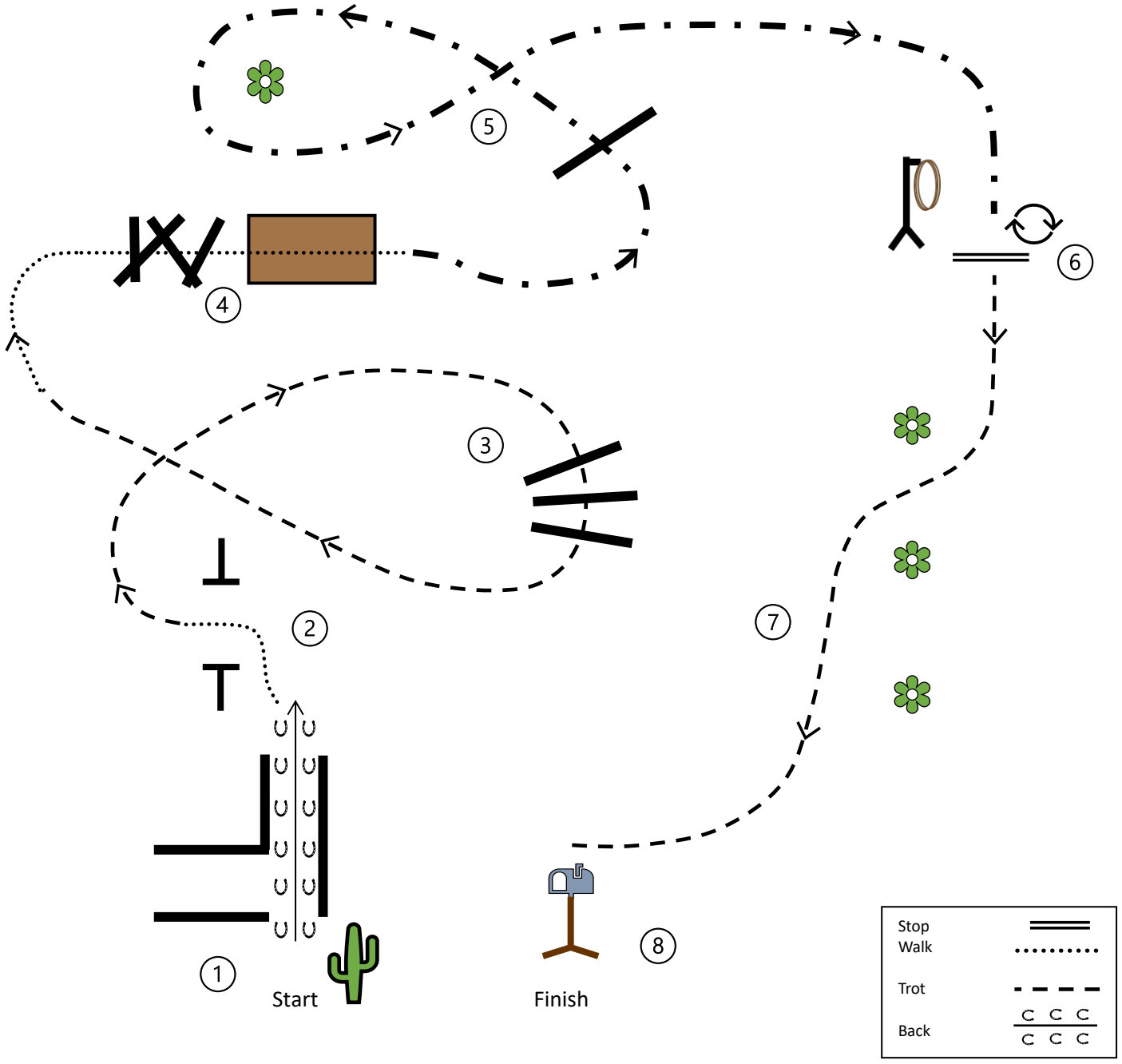
1. Back through chute as drawn
2. Work gate with right hand push
3. Trot, trot over logs
4. Walk, walk over logs and bridge
5. Trot to side pass. Side pass right to end of log, then side pass half-way back and walk over log
6. Extended trot around bush and past drag
7. Stop, perform a 360° either direction
8. Trot around bushes as shown, trot to mailbox
9. Stop at mailbox, show judge mail.

Pattern complete

RANCH HORSE REVOLUTION CLUB | 2026

TRAIL

Youth WT | Junior Youth 13 & Under WT | DWD All Ages WT



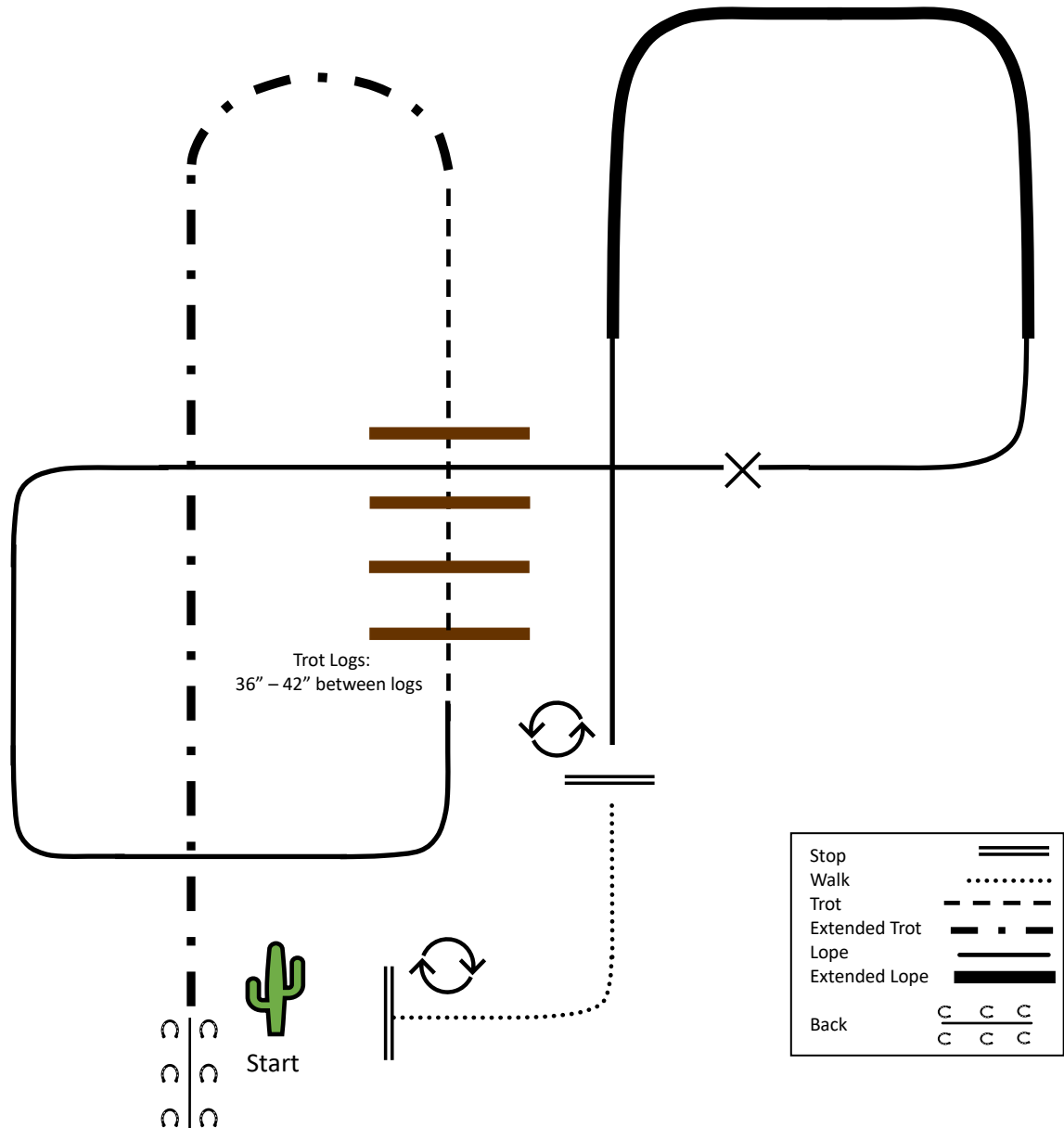
Wait to start in back-up position at Cactus

1. Back through chute as drawn
2. Walk through open gate
3. Trot, trot over logs
4. Walk, walk over logs and bridge
5. Extended trot over log and around bush as drawn
6. Stop at drag. Perform a 360° either direction
7. Trot to mailbox
8. Stop at mailbox, show judge mail.

Pattern complete

RANCH HORSE REVOLUTION CLUB | 2026

Ranch Riding Open WTL



Wait to start at Cactus

1. Back 10 feet
2. Extended trot
3. Trot
4. Trot over logs
5. Lope right lead
6. Lead change to left lead (simple or flying)
7. Extended lope

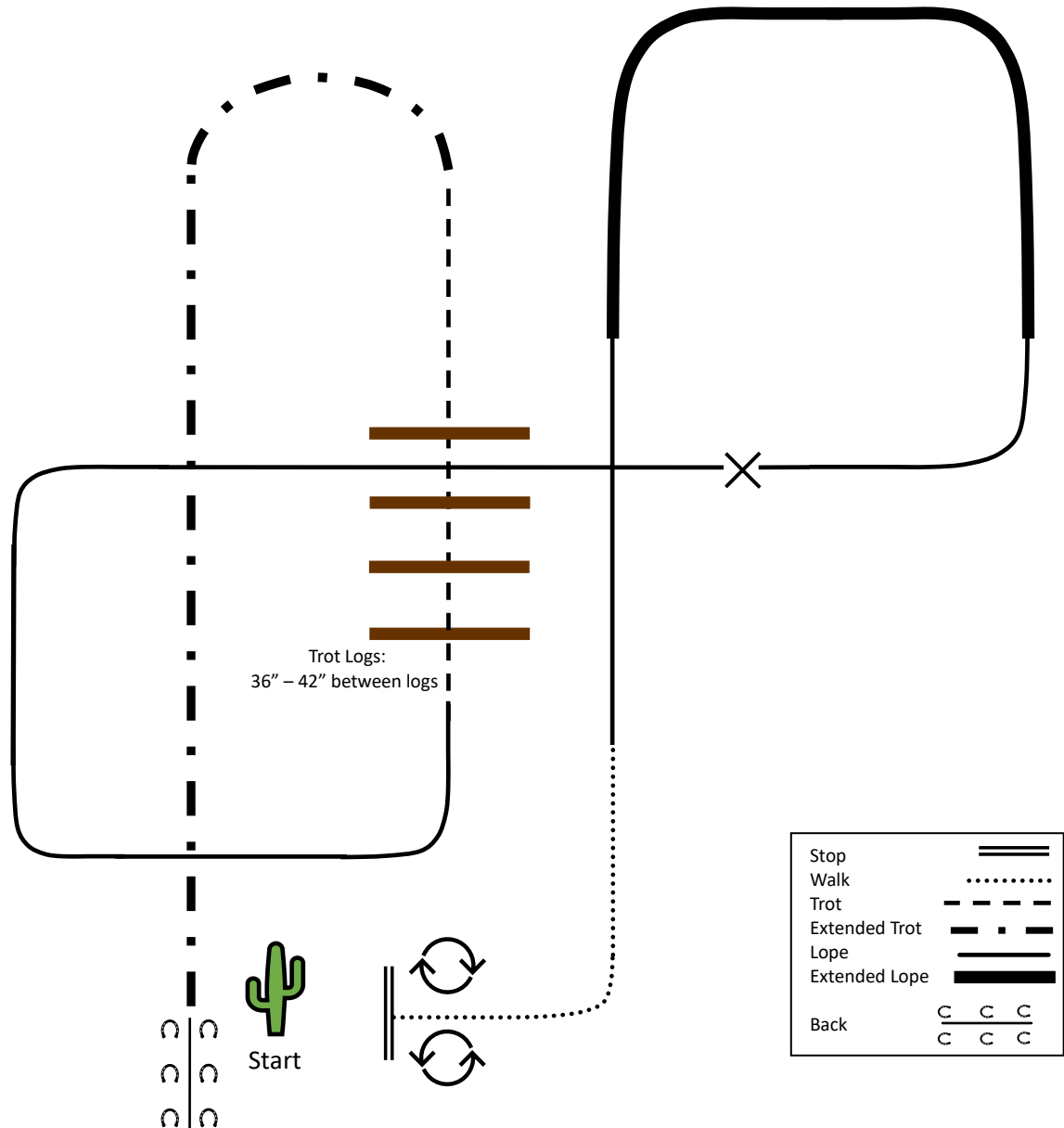
8. Collect back to lope
9. Stop, then perform 360° turn on forehand to the left
10. Walk
11. Stop, hesitate for 3 seconds then perform a 360° turn on the haunches to the right

Pattern Complete. Exit at a walk.

RANCH HORSE REVOLUTION CLUB | 2026

Ranch Riding

Senior/Amateur Non-Pro WTL | Youth WTL



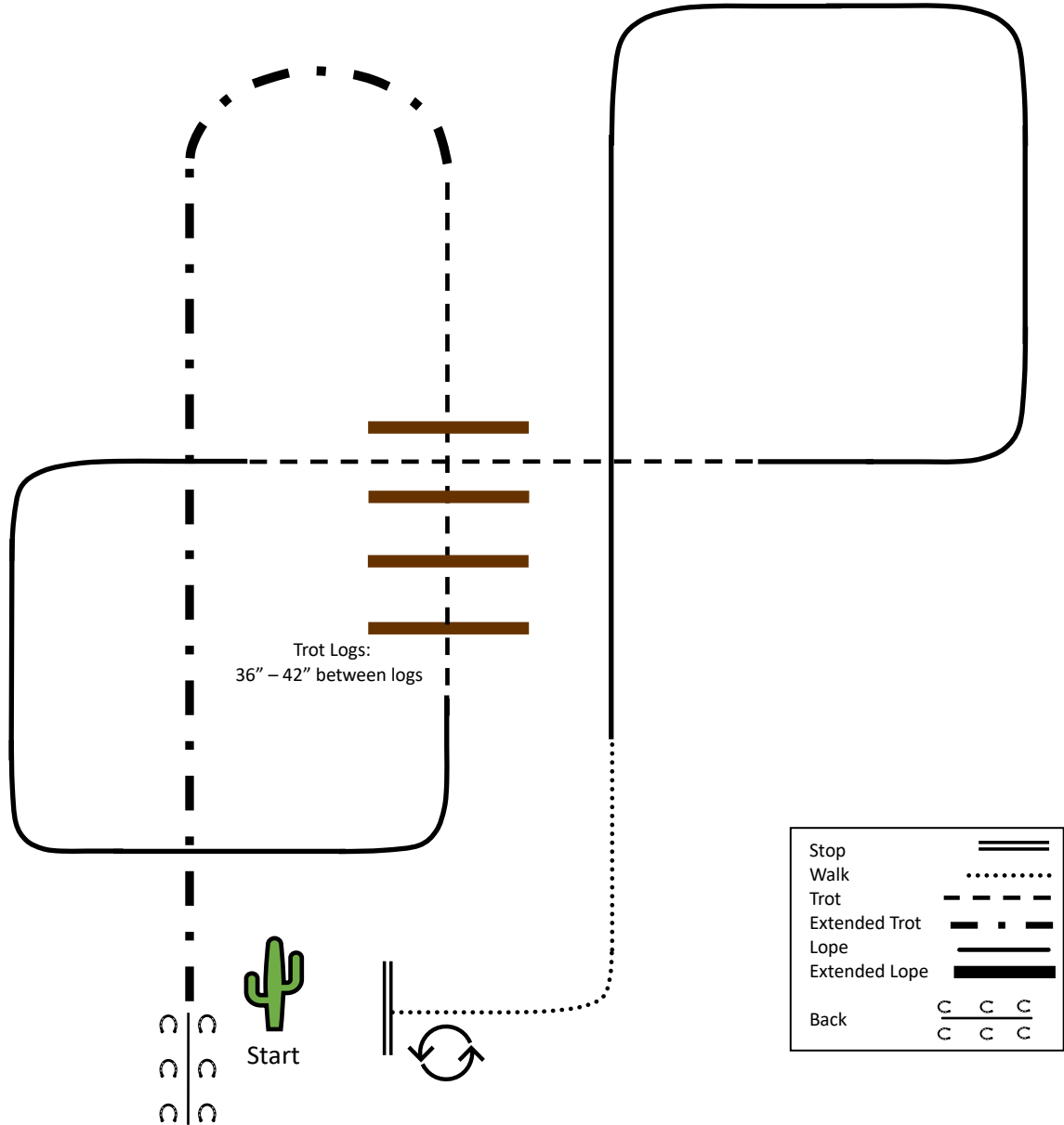
Wait to start at Cactus

1. Back 10 feet
 2. Extended trot
 3. Trot
 4. Trot over logs
 5. Lope right lead
 6. Lead change to left lead (simple or flying)
 7. Extended lope
 8. Collect back to lope
 9. Walk
 10. Stop and hesitate for 3 seconds
 11. Perform a 360° turn on the haunches to the left, then 360° turn on the forehand to the right
- Pattern Complete. Exit at a walk.**

RANCH HORSE REVOLUTION CLUB | 2026

Ranch Riding

Green Horse Open WTL | Green Horse Non-Pro WTL



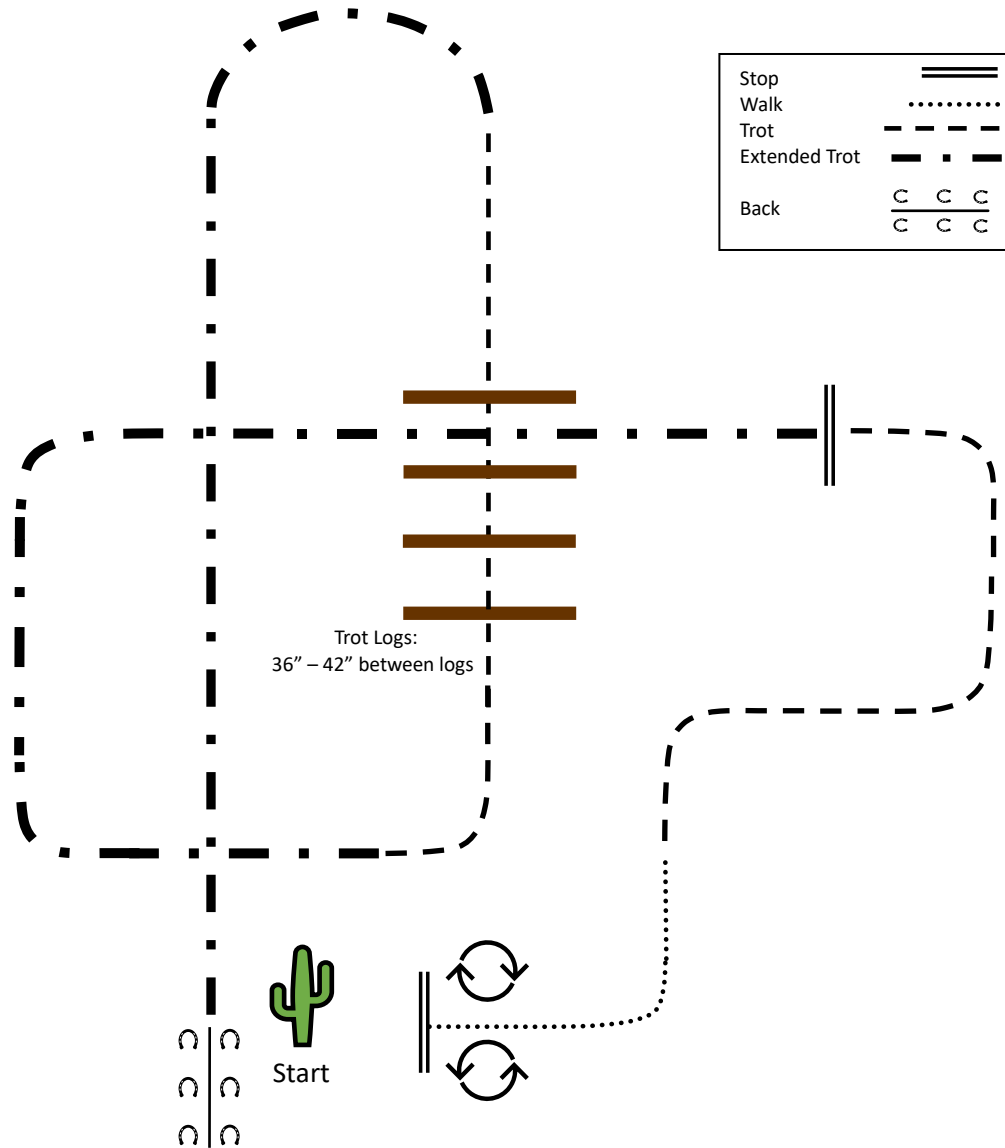
Wait to start at Cactus

1. Back 10 feet
 2. Extended trot
 3. Trot
 4. Trot over logs
 5. Lope right lead
 6. Trot
 7. Lope left lead
 8. Walk
 9. Stop and hesitate for 3 seconds
 10. Perform a 360° turn on the haunches to the left
- Pattern Complete. Exit at a walk.**

RANCH HORSE REVOLUTION CLUB | 2026

Ranch Riding

Senior/Amateur Non-Pro WT | Youth WT



Wait to start at Cactus

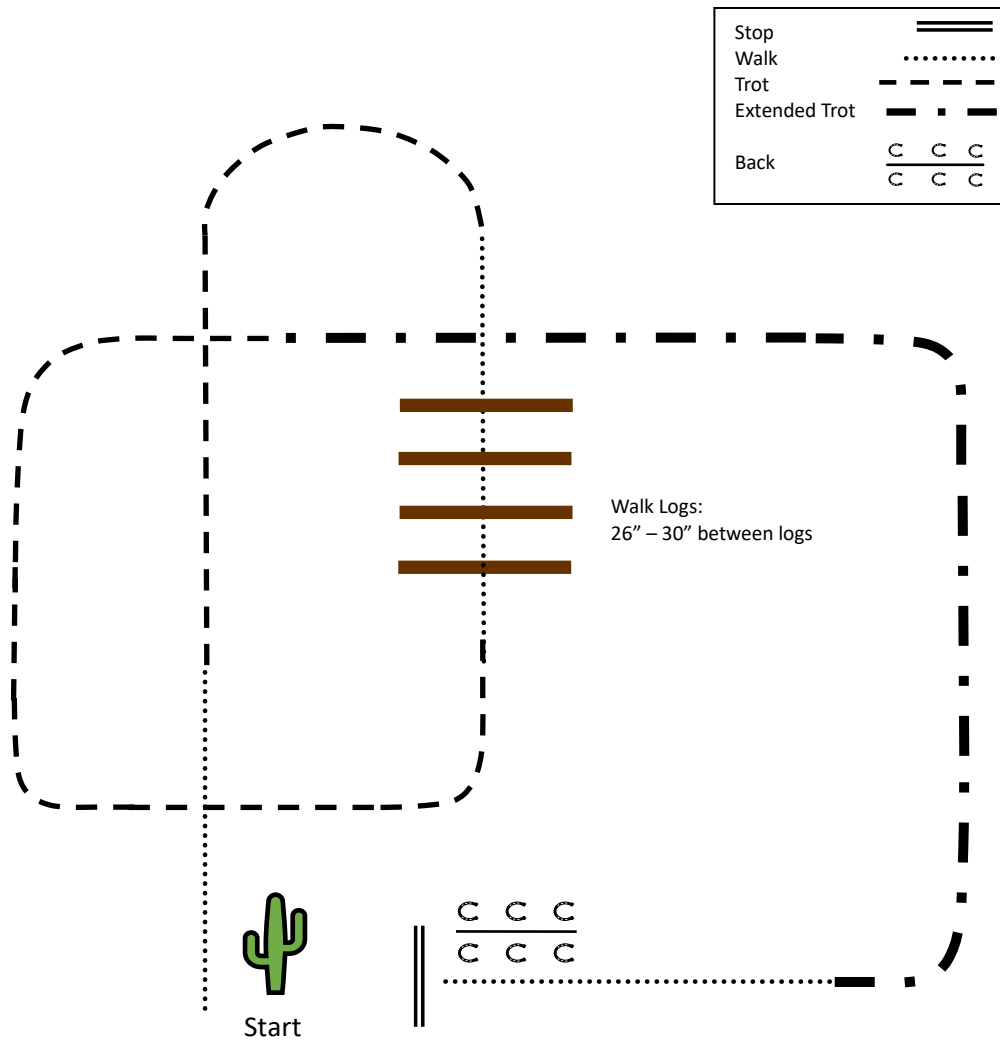
1. Back 10 feet
2. Extended trot
3. Trot
4. Trot over logs
5. Extended trot
6. Stop. Hesitate 3 seconds
7. Trot
8. Walk
9. Stop; perform a 360° turn on the haunches to the left, then 360° turn on the forehand to the right

Pattern Complete. Exit at a walk.

RANCH HORSE REVOLUTION CLUB | 2026

Ranch Riding

DWD All Ages WT | Junior Youth 13 & Under WT



Wait to start at Cactus

1. Walk
2. Trot
3. Walk, walk over logs
4. Trot
5. Extended trot
6. Walk
7. Stop and back 5 steps

Pattern Complete. Exit at a walk.