

AMPS Atlanta Club Project

AFRIKA CORP TIGER I'S

Tiger I's of the 501st Heavy Panzer Battalion



Formation of the 501st


- Pz. Abt. 501 was formed on May 10th, 1942 in Erfurt Germany.
- Formed from the merger of the 501st and 502nd Heavy Tank Companies.
- In late August 1942 the 501st began to be equipped with the Tiger I
- The Initial Tiger I's issued to the 501st had no side mudguards, a panzer III Stowage bin and no exhaust shrouds.
- In mid November the 501st was ordered to Southern Italy and then on to Tunisia to try and save Rommel's Afrika Corp from total defeat. It was in Southern Italy where the Tiger's of the 501st were fitted with the Side Mudguards, Unique Exhaust Shrouds, Tropical Air Filters, and the large luggage bin on the Turret Rear and other unique characteristics. It was also given a new paint "Tropical" Scheme.
- The first Tiger I of the 501st landed in Tunisia at the end of November and entered combat on December 1st, 1942 destroying 9 US Tanks and 2 British Tanks.
- On 12 May 1943, the 501st were among over 230,000 Axis soldiers who surrendered at the end of the Tunisia Campaign following the Allied capture of Tunis.
- In September of 1943 the 501st reformed to continue fighting on the Eastern Front.

Project Focus

- Will be on the First 20 tanks issued to the 501st.
- The Tamiya Tiger will be modeled to represent a tank in the 2nd Company and the RYE Field Tiger will represent a tank of the 1st Company.

Tunisian Tiger I's

Key Features



- Feifel Air Filters
- Rear mudguards
- Sheet Metal Guards for Exhaust
- Spare Track Link Holders
- Rear Toolbox
- Turret Stowage bin added

Front Headlights

Front headlights were lowered on the tanks of the 1st Company



Side Mudguards



2nd Company Tiger's
kept headlights in original position and added
spare track links on front of tank.



The Club Project



Improvement Sets for the Rye Field Tiger I

- DAK Tiger Super Set No. 35-16400 by Tiger Model Designs
- Aber Tiger I Gun Barrel for Rye Field Tiger by Aber

Aftermarket Set for Tamiya Tiger I Initial



Basic Tamiya Corrections

- Correcting the Front Hull extensions
- Rear hook extension on rear hull
- Engine Hatch Latches need to be removed
- Rear Plate Adapter Plate needs to be re aligned
- Latches on the engine Deck door need to be removed
- Rectangular item on hull roof is eliminated
- Smoke discharger mounts need to be removed
- Turret bin in kit is not wide enough however acceptable
- Fill tool location holes if adding aftermarket items like tools and tow cables.

Basic Rye Field Tiger I Corrections

- The kit barrel is too long by about 3mm. Replace with Aber's new Gun barrel or make the correction yourself. Can also be corrected with the TMD Correction Set
- Smoke launcher brackets are too short and will need to be replaced
- Side Mudguards have some issues that will need to be corrected

Steps

- **April:** Introduction
- **May:** Front and Rear Hull
- **June:** Sides and Hull top
- **July:** Tools and accessory items and wheels and tracks
- **August:** Turret detailing, adding Gun Barrel and Soldering Turret Bin and Smoke Dischargers
- **September:** Painting and decals

Other Afrika Corp Tanks

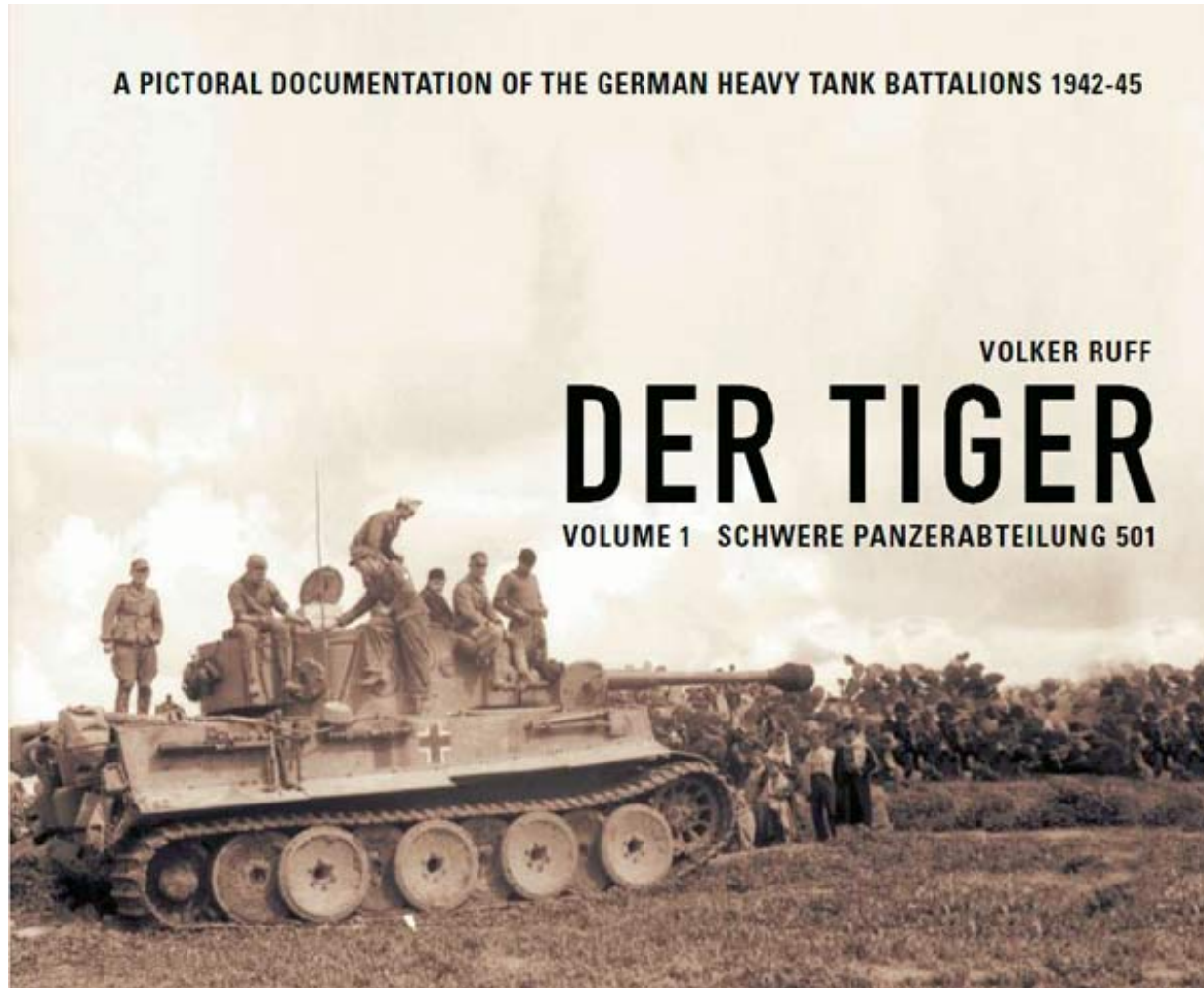
- Dragon Tiger I “Tunisian Initial” Item No. 6608



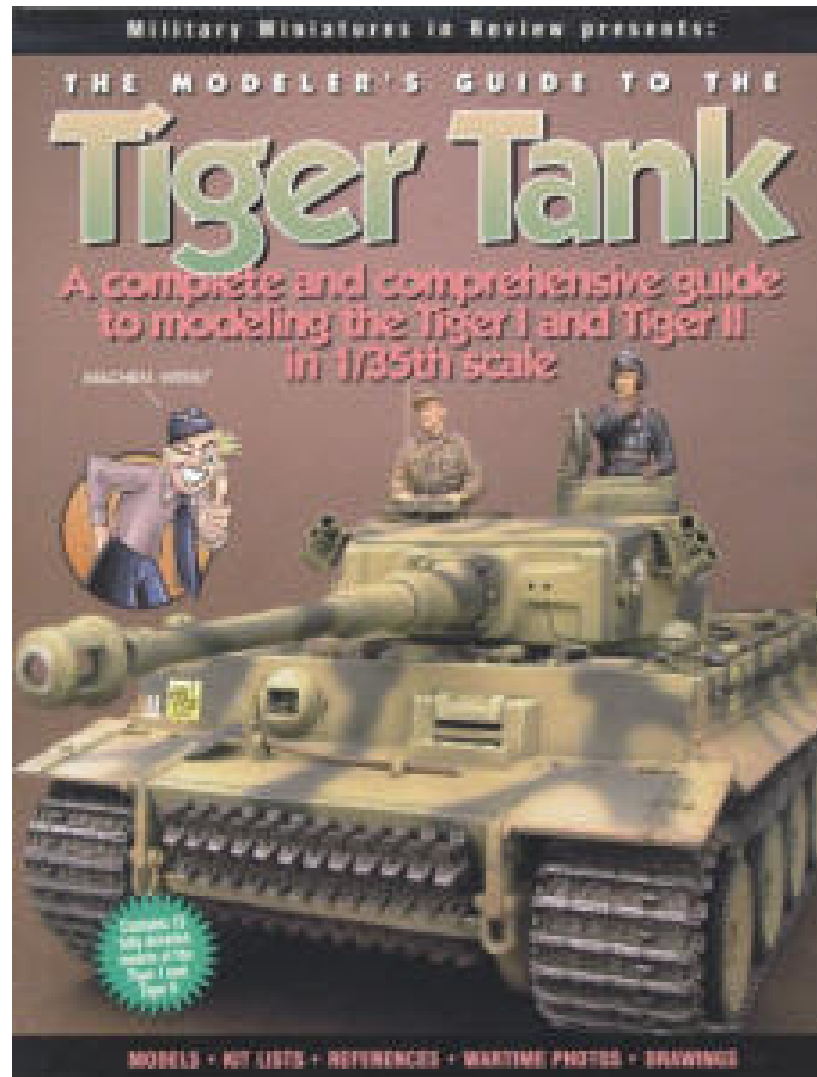
Reference

- www.tiger1.info David Bryden

Der Tiger by Volker Ruff



The Modeler's Guide to the Tiger Tank



Schwere Panzerabteilung 501

Tunesien 1942 / TIIF

