


Atlanta AMPS Club Project 2015

Tasca/Asuka M4A1 Sherman DV - 35-025




Atlanta AMPS Club Project 2015

- Where did it come from?
- How did it perform?
- References
- Aftermarket
- Schedule
- Tanks!



Atlanta AMPS Club Project 2015

Where did it come from?



Atlanta AMPS Club Project 2015

- Armor: 2" front, 1.5" side, 0.75" top
- 75Mm M3 gun, (2) .30 cal, (1) .50 cal
- Crew of 5: driver, codriver, gunner, loader, TC
- Top speed = 21 mph
- 400 hp, 16L radial engine
- 67,000 lbs
- Ground pressure = ~14 lbs per square inch.
- 90 rounds of 75mm, 4750 rounds of .30, 300 rounds of .50



Atlanta AMPS Club Project 2015

How did the M4A1 do?

- Replaced the M3 Lee for the Americans, and the M3 Grant, Matilda, Crusader for the British
- Upon arrival in the desert of North Africa, the M4 Sherman quickly became the most powerful Allied tank on the battlefield
- Early M4A1 DV served in North Africa, Sicily, Italy, and training in USA and UK.
- Reliable, good armor, good gun with capable HE and AP ammunition
- Crew training.... not so much.



Atlanta AMPS Club Project 2015

References:

Under the Gun 2: First Blood, US 1st Armored Division in Tunisia, by Claude Gillono


- Out of print, but David Hobbs has a copy, and I have readable photos of every page. Covers the aftermath of the February 14-15th battles at Sidi bou Zid, photographed by the Germans

Son of Sherman, Volume 1, Ampersand Publishing.

- This is the book for all the small details. Broken down by manufacturer. I believe a few of us have this book, David Hobbs, Mike Reeves, myself, maybe more.

Website: http://the.shadock.free.fr/sherman_minutia/

Lots of great info here about all sorts of Shermans. Loads of details, and completely free.



Atlanta AMPS Club Project 2015

Kit and Aftermarket Accessories:

Sherman's have a huge aftermarket following. Almost anything you can dream up, it's already available out there. Here are some suggestions...


- Markings: Tasca/Asuka's 35025 can be built as both a US and British Tank, except for decal options. Echelon and Star Decals both have options for other tanks.
- Pioneer Tools: Both Formations and Tiger Model Designs have small resin sets that provide you with all the pioneer tools with pre-cast straps and buckles on them.
- .30 Cal barrels: In this case, I recommend either Tiger Model Designs resin versions (5 barrels for \$5) or RB Barrels, which is brass, and typically closer to \$5 for 1 barrel.
- Main gun barrel: One of the main complaints of the Tasca kits is the 2 piece main gun barrel. Some find it easier to just throw down a few bucks to get a turned aluminum one. Certain boxings of 35-025 include a turned barrel, but all the other Tasca shermans have 2 piece plastic barrels.
- Headlight/tail-light guards: Tasca provides, by FAR, the best plastic light guards on the M4A1 kits. That said, they're still a bit thick in scale. Lots of PE options here. Basically every PE company makes a Sherman set.
- <http://www.newtmd.com/>
- <http://www.formationsmodels.com/>




Atlanta AMPS Club Project 2015

Schedule:


- June, steps 1 through 10, the suspension and lower hull
- **July, out of town**
- August, steps 11 through 17, upper hull
- September, steps 19 through 25, turret
- October, final assembly and base painting/markings
- November, weathering
- December, whatever's left... figure, base, etc.



Atlanta AMPS Club Project 2015



Atlanta AMPS Club Project 2015



Atlanta AMPS Club Project 2015



Atlanta AMPS Club Project 2015




Atlanta AMPS Club Project 2015



Atlanta AMPS Club Project 2015



Atlanta AMPS Club Project 2015



Atlanta AMPS Club Project 2015



Atlanta AMPS Club Project 2015

